

Invest

ISSUE
75
FRIDAY
17 SEPTEMBER 2021



Scan / Click Me To Register

A **free** weekly e-Publication by SHAREINVESTOR.com



- | | | |
|---|-------------------------------|-----------------------|
| 02 MALAYSIA'S APPROVED FDI LEAPS 223% IN 1H 2021 - MITI | 09 CAREERS AT SHAREINVESTOR | 14 GROWTH STOCKS |
| 04 LEADERBOARD | 10 SHARIAH HOT STOCKS | 15 DIVIDEND STOCKS |
| 06 BEHIND THE ACTION | 11 SHARIAH MOMENTUM UP STOCKS | 16 LONG COMPANIES |
| 08 FROM THE OBSERVER | 12 HOT STOCKS | 17 INSIDER ACTIVITY |
| | 13 UP TRENDING STOCKS | 21 INVESTOR RELATIONS |
| | | 22 REGIONAL MARKETS |

AUREO
GALLERY
by USARTBANK
INTERNATIONAL

GOLD ART

your alternative investment asset

PLAY



Explore Your Options →



SHAREINVESTOR®

Invest with Knowledge

Corporate

Managing Director (Malaysia) & Publisher | **Edward Stanislaus**
edward@shareinvestor.com

Sales & Marketing

Director | **Elizabeth Tan**
elizabeth.tan@shareinvestor.com

Online IR
Manager

| **Leticia Wong**
leticia.wong@shareinvestor.com

Advertising & Sponsorship Sales

Manager | **Sharon Lee**
sharon.lee@shareinvestor.com

Market Data Analytics: (marketdata.my@shareinvestor.com)

Account Manager | **Heidee Ahmad**
heidee.ahmad@shareinvestor.com

Assistant Manager | **Foo Yong Jui**
yongjui.foo@shareinvestor.com

Coordinator | **Watie Nordin**

Market Data Analytics & Editorial

Market Data & Media Coordinator | **Silas Emmanuel Joseph**
silas.joseph@shareinvestor.com

Marketing Communications

Marcomm Manager | **Danny Ng**

Creative & Design

Manager | **Andric See**
Asst. Manager | **Ivy Yap**
Web Developer | **Nurul Atiqah**
| **Aiman Jasmin**
| **Izwan Rusli**
| **Hamed Bohloul**

IT Apps

Project Manager | **Amir Yusoff**
Sr. Software Engineer | **Mohd. Qasem**
Software Engineer | **Lian Kok Keong**

Finance, Admin & HR

Manager | **Shireen Goh**
Accounts Executive | **Jessie Ho**

Shareinvestor Holdings

Chairman | **Patrick Daniel**
Group CEO | **Christopher Lee**
Group COO | **Lim Dau Hee**
Group CFO | **Teo Siew May**



SI Portal.com Sdn Bhd (200001023956) (526564-M)
Unit No. DF2-07-03A, Level 7,
Persoft Tower, 6B Persiaran Tropicana,
47410 Petaling Jaya, Selangor Darul Ehsan.

Hotline : 603 7803 1791
Mobile : 011 6343 8939
Fax : 603 7803 1792

Website : www.ShareInvestor.com.my
www.ShareInvestorHoldings.com
www.facebook.com/ShareInvestorMalaysia

ADVERTISEMENT ENQUIRY

Malaysia's approved FDI leaps 223% in 1H 2021 - MITI

According to Senior Minister and Minister of International Trade and Industry (MITI) Datuk Seri Azmin Ali, an increase in approved foreign direct investment (FDI) in the first half of 2021 (1H'21), which leapt 223.1% year-on-year, signals the confidence of foreign investors in the country's stable and conducive economic climate and business ecosystem. The positive performance augurs well for Malaysia's path to a vibrant and sustainable economic recovery. The stellar performance also demonstrates that Malaysia's strategy of positioning the country as an attractive investment destination of choice and a supply chain hub in ASEAN, particularly for manufacturing operations, is showing positive results. FDI was the main driver of the manufacturing sector during this period with a contribution of RM58.2bil in approved investments while domestic sources of investment came to RM8.7bil. In terms of total approved investment, Malaysia recorded RM107.5bil of FDI and domestic direct investments (DDI) in the manufacturing, services, and primary sectors, representing a jump of 69.8% compared with the same period of last year. The investments involved 2,110 projects and are expected to generate 44,994 jobs in the country. Malaysia continues to attract high-value and high-tech investments, bolstered by its high-skilled talent and adoption of advanced technology for value-added industries. Meanwhile, in tandem with the National Investment Aspirations (NIA), Malaysia pursues more capital-intensive projects and those that support the development agenda of the nation, consistent with environmental, social and governance (ESG) goals. There is an emphasis on jobs creation with the 367 manufacturing projects worth RM66.9bil approved in the first half of 2021 (1H'21) creating 32,220 job opportunities. The workforce required for the approved investments include 1,367 managerial positions and 4,031 technical professionals such as engineers in the field of E&E, mechanical, chemical, and other disciplines, reflecting the higher value chain transition of the manufacturing sector. In addition, the approved manufacturing projects will also require 4,144 skilled craftsmen. Notable projects approved in 1H'21 include South Korea's SK Nexilis project for a new copper foil manufacturing plant; Risen Energy's proposed project to produce bi-facial technology solar products, and OCIM's proposed investment to expand the capacity of its solar grade polysilicon plant. Going forward, from the strategic vantage point of the NIA, MITI will continue to pursue high quality investments to bring value to the nation and people, not just in preserving jobs but in creating new high value-added employment. The ministry is committed towards positioning Malaysia as the ideal partner for investors in the region, and propelling long term growth for Malaysia through the flow of sustainable quality investments in new and complex growth areas.

Bursa Malaysia to enhance investor relations capabilities of public-listed companies

According to Bursa Malaysia chief executive officer Datuk Muhamad Umar Swift, the bourse has embarked on an investor relations and public relations incentive programme to enhance the visibility and accessibility of its public-listed companies (PLCs) to the investment community through more active investor relations engagements. PLCs participating in this pilot programme will undergo training for one year to enhance their in-house investor relations capabilities for more effective investor relations engagements. The scope of the investor relations and public relations programme includes, among others, assisting PLCs and their senior management with the preparation of corporate presentation slides and factsheets, planning and organising investor briefings with analysts and fund managers, and assisting with public relations engagements such as press releases and media interviews. It is important for PLCs to develop strong relationships with existing and potential shareholders, as well as effectively communicate their equity story and ambitions to all stakeholders. Doing so consistently, will assist investors in making informed investment decisions, which is a key component to companies' success in the investment market. This programme will not only help PLCs recognise the value of investor relations, but also help to market and promote their attractiveness as a viable investment, potentially elevating their profile, valuations, and liquidity. The programme is the latest of Bursa Malaysia's strategic focus on ecosystem enhancement, which aims to grow market vibrancy and liquidity while providing a conducive capital raising platform to its existing PLCs. As of September 1, two PLCs namely Ge-Shen Corporation and Excel Force MSC Bhd had conducted their investor relations briefings, which garnered huge interest and participation of over 130 attendees, comprising fund managers, analysts, and institutional investors.

Eye On The Markets

This week, on Friday (17Sep), the Ringgit opened at 4.1765 against the USD from 4.1425 on Monday (13Sept). Meanwhile, the Ringgit was 3.1023 to the Sing Dollar on Friday (17Sep). On Monday (13Sept), the FBM KLCI opened at 1573.78. As at Friday (17Sep) 10:00am, the FBM KLCI is down 24.47 points for the week at 1549.31. Over in US, the overnight Dow Jones Industrial Average closed down 63.07 points (-0.18%) to 34,751.32 whilst the NASDAQ added 20.40 points (+0.13%) to 15,181.90.



KLCI 1 Year Chart

XTRA

FREEDOM HEADREST

"THE GOLD STANDARD IN OFFICE SEATING"

as voted by The New York Times



Humanscale® Freedom Headrest

Available in special upholstery, Lotus antimicrobial fabric and chrome-free Ticino leather. Lotus is easy to clean and protects against the growth of certain microorganisms, while Ticino leathers are free from heavy metals, reducing the risk of causing harm to the environment during production.



SPECIAL PRICE

~~RM9800~~ **rm7,999**
(Lotus antimicrobial fabric)

~~RM12980~~ **rm9,989**
(Ticino chrome-free leather)

*Special price is only valid for XTRA online store, while stocks last.

The choice chair of World Leaders

(and intelligent movies with your favourite movie stars)



SELAMAT HARI MALAYSIA



From The Management & Staff of



SHAREINVESTOR[®]
MALAYSIA



Pankaj C Kumar

Parliamentary Reforms Could Be A Market Catalyst

Markets

Data released by the Institute of International Finance (IIF) showed global debt expanded by another US\$4.8 trillion to reach US\$296 trillion by the end of the 2Q of 2021. However, due to global economic expansion from the low base last year, the debt-to-GDP fell to 353% in the 2Q from 362% in the preceding quarter.

Out of China, trouble is escalating for China Evergrande Group with mounting liabilities of over US\$300mil as the authorities signalled the company's inability to pay interest payments due next week, bringing the embattled company closer to a debt restructuring exercise. Regulatory issues out of China took another step this week as authorities proposed measures to control gaming operations out of Macau, which caused a major selloff among gaming companies listed in Hong Kong.

Locally, the government and Members of Parliament forming the opposition front, Pakatan Harapan, reached a historic memorandum on political transformation and stability, which among others will see the current Parliament not be dissolved until July 31, 2022. Other reform measures include the tabling of an Anti-Hopping Act, limiting the terms of the Prime Minister to 10 years, a slew of parliamentary reforms, RM45bil allocation to assist businesses and Malaysians impacted by Covid-19, and the implementation of automatic voter registration with a minimum age of 18 years old. In return, the opposition will either support or abstain from a vote on bills that are tabled.

The announcement by the Ministry of Finance that the government has requested all banks to offer interest-free loans for three months for loans under moratorium for B50 borrowers saw the banking sector coming under selling pressure as this will reduce their profitability.

Economy

Last Friday, US Producers Price Index (PPI) data was released which showed pricing pressure remains a concern as the index rose by 8.3% in August compared with a year ago and highest in almost 11 years. Other economic data this week showed that the US headline and core inflation for August came in slightly below market estimate with a y-o-y growth of 5.3% and 4% and lower than the preceding month's print of 5.5% and 4.3% respectively.

Out of China, weak economic data was the order of the week with August vehicle sales falling 17.8% y-o-y as chip shortages disrupted market supply. Retail sales growth eased to 2.5% in August when compared with a year ago, and well below the market's estimate of a 7% gain.

Industrial production too trailed expectations with a growth of 5.3% y-o-y while fixed asset investments for the cumulative eight months period of 2021 showed a growth of 8.9% when compared with the same period a year ago.

Locally, according to the Department of Statistics (DoS), the sales value of wholesale and retail trade for July fell by 14.7% y-o-y to RM92.7bil, with all three sub-sectors reporting negative growth for the month. Motor vehicle sales fell by 85.4% to just RM2bil, mainly due to the continued closure of the economic sectors for states under Phase 1 of the National Recovery Plan (NRP), while retail sales dipped 8.1% y-o-y to RM41.1bil. Wholesale trade declined the least, down 1.1% y-o-y to RM49.5bil. Meanwhile, manufacturing statistics for the month showed sales value improved by 0.6% y-o-y to RM119.8bil, driven by a 42.3% y-o-y gain from Petroleum, Chemical, Rubber and Plastic products sub-category. In other news, Malaysia's July Industrial Production Index (IPI) declined 5.2% y-o-y as the manufacturing sector saw a sharp 6.5% y-o-y drop.

From the plantation sector, statistics released by the Malaysian Palm Oil Board showed August inventory level surged 25.3% m-o-m to 1.875mil metric tonnes as production jumped 11.8% m-o-m to 1.702mil metric tonnes, while exports slumped 17.1% m-o-m to just 1.163mil metric tonnes. When compared with a year ago, the stock level is higher by 10% while production and exports levels were lower by 8.6% and 26.5% respectively.

The National Property Information Centre (Napic) released market statistics for the 1H of 2021 which showed both transaction volume and value higher on a y-o-y basis by 21% and 32.1% respectively, mainly due to the base effect as when compared with 1H of 2019, the data show both volume and value lower by 12.7% and 9.5% respectively. Overhang remains a concern as residential, SoHo, and service apartment overhang reached 57,154 units worth some RM41.5bil.

Corporate

As the economy continues to be opened up, the number forecasting operators have now been allowed to operate with effect from Tuesday, Sept 14, 2021. Sunway with its joint-venture partner, Hoi Hup Realty Pte Ltd, has won the bid to acquire en-bloc the Flynn Park condominium in Singapore for S\$371m or RM1.15bil. Sunway will have a 30% stake in JV company that will develop the 4.79-acre freehold site. Meanwhile, Scientex took steps to take its 61.9% owned company, Daibochi Bhd private by extending an offer to acquire the remaining 38.1% not already owned for

RM2.70 per share, and Daibochi warrants it does not own at RM0.32 each. Scientex's offer will cost the company RM345.3mil. In other news, Hextar Rubber Sdn. Bhd., the major shareholder of Rubberex Bhd, has emerged as a substantial shareholder of KIP REITs with the purchase of 51mil shares, representing a 10.1% stake in the company. There also has been a change of major shareholder in Damansara Bhd as its previous shareholder, Johor Corporation, has regained its control of the company with the purchase of 49.6% stake for RM78.9mil or at RM0.50 per share.

In contract news, Kellington was awarded a RM420mil contract for the expansion of a US multinational company's manufacturing facility located at the Sama Jaya Free Industrial Zone in Kuching, Sarawak.

Equity

World equity markets closed on a mixed note this week with markets that closed firmer saw gains of between 0.2% and 1.4% while markets that closed on a negative note experienced losses of between 0.1% to as much as 4.1% on the Hang Seng Index. On the local front, index heavyweights were under increased selling pressure this week, in particular the banking sector. For the holiday-shortened week, the local bourse closed 23.63 points lower at 1,555.26 on Wednesday.

For the week ended Sept 15, foreign net inflow posted its fifth consecutive week of net inflows but with a reduced momentum amounting to RM217mil. Retail flows were also positive, with a net buying interest of RM313mil, leaving the local institutions as net sellers in the market with an outflow of RM529mil for the week.

Eye on Week Ahead

Attention next week will shift towards the sixth Federal Open Market Committee (FOMC) meeting on 21-22 Sept as the market awaits the Fed's guidance on its expected tapering move later this year. For the first time, policy-makers will be releasing their expectations for where the fed funds rate target will end up in 2024.

Other key events next week is the US Housing Starts and Building Permits data for August with a consensus view of an annualized rate of 1.58mil and 1.61mil respectively, which will be out on Tuesday, Sept 21. This is followed by Existing Home Sales data the next day. The IHS Markit Flash Eurozone Composite PMI, to be out on Thursday, Sept 23, will also be closely watched as the data will provide a clue as to the pace of economic momentum going into the 4Q of 2021.



SHAREINVESTOR STATION

PROMOTION EXTENDED

MERDEKA & MALAYSIA DAY KAW KAW PROMOTION
31 August 2021 - 30 September 2021

ENJOY 31% OFF

when you Subscribe, Renew or Extend

Coupon Code **MYMERDEKA21**

SUBSCRIBE NOW

Valid for 12 months subscriptions only



SHAREINVESTOR WEBPRO

PROMOTION EXTENDED

MERDEKA & MALAYSIA DAY KAW KAW PROMOTION
31 August 2021 - 30 September 2021

ENJOY 31% OFF

when you Subscribe, Renew or Extend

Coupon Code **MYMERDEKA21**

SUBSCRIBE NOW

Valid for 12 months subscriptions only



Devanesan Evanson
Chief Executive Officer, Minority Shareholders Watch Group

Investment scams come in many shapes, sizes & similar sounding names

On 4 September, the Securities Commission (SC) alerted investors on the existence of Top Gloves Investment – a potential clone of the legitimate public listed Top Glove Corporation Bhd (Top Glove Corp) which is the world's largest glove manufacturer. Stating that Top Gloves Investment is a possible clone operating an illegal investment scheme, the stock market regulator found that Top Gloves Investment is "carrying on regulated activity of fund management without a licence" and that it misrepresented and misused the SC's name. Top Gloves Investment further claimed on its website that it operates under Top Glove Sdn Bhd which is seen as a possible clone of legitimate entity Top Glove Corp's operating unit which bears a similar name. In this regard, Top Gloves Investment claims that potential clone Top Glove Sdn Bhd is licensed by the SC as a digital investment management company.

However, Top Glove Corp claims on its website that its legitimate operating unit Top Glove Sdn Bhd does not have any investment programme or trading platform for investments. Moreover, Top Glove Corp said its legitimate entity Top Glove Sdn Bhd has not appointed nor authorised any agents or representatives in Malaysia or overseas to attend to new enquiries for the purchase of gloves from the rubber glove manufacturer due to the sudden surge in demand for gloves caused by the COVID-19 pandemic. "All export sales of our gloves are handled directly by Top Glove (Corp)'s marketing and sales department staff in Malaysia," added Top Glove Corp in its website.

Earlier in June, Berjaya Corporation Berhad (Berjaya Corp) had also advised the public to be aware of a scam and denied any involvement with an entity falsely bearing the name of Berjaya Investment Bhd which claims to be affiliated to the group. Berjaya Corp said the scam involved solicitations for business investments or business ventures and that it had reported to the relevant authorities so that appropriate action can be taken. Towards this end, the group said it is not involved with the "Berjaya Investment" and "bfcap" websites which used the names "Berjaya Financial Corporation", "Tan Sri Chong" and "Keith Hunt".

Getting rid of greed

The above revelations simply points to one stark reality: investors must be wary of falling prey to investment frauds. In fact, many of today's scams – especially those which are online in nature – are merely modified versions

of old schemes that have been used to fleece offline investors for years; only the medium has changed – from physical to virtual. There are many unscrupulous quarters who are waiting to take advantage of unsuspecting individuals during these difficult times. Scammers tend to capitalise on greed, fear and hardship stemming from a major crisis like COVID-19 outbreaks to entice vulnerable and unsuspecting minority shareholders and members of the public. Alongside the advent of technology, fraudsters are becoming increasingly more sophisticated with their tactics. Many schemes come disguised as different types of business opportunities such as investment schemes for various types of products or services. Therefore, the public are encouraged to be more vigilant when making investment decisions, most importantly by not allowing greed to be the motivation for their investment decision.

Protecting oneself

Between 2017 and 20 June this year, police statistics show that Malaysians suffered losses amounting to about RM2.23 billion from cyber-crime frauds while a total of 67,552 cyber-crime cases were reported during the period (New Straits Times, 16 July 2021). Of the total, e-commerce scams topped the chart with 23,011 cases, followed by illegal loans (21,008 cases) and investment scams (6,273 cases).

To try and put an end to this, the Commercial Crime Investigation Department (CCID) and Facebook Malaysia, in partnership with government agencies, industry players and consumer associations have jointly launched a nationwide #TakNakScam awareness campaign.

To avoid being scammed, the SC urges investors to always exercise extreme caution when offered an investment scheme. Below are some suggested precautionary measures:

1. Check SC's investor alert list before investing <[SC Investor Alert List](#)>
2. Always deal with authorised companies/ individuals. Check the SC's register of licence holders and list of registered market operators. <[SC List of Licenced & Registered Persons](#)>
3. Be cautious of investments offered via social media platforms such as Facebook, Whatsapp, Telegram etc.
4. Never deposit your money into personal bank accounts.
5. Payments should only be made to official bank accounts of companies authorised by authorities.
6. Check the Royal Malaysian Police's "Semak Mule" <[Royal Malaysian Police Semak Mule](#)> portal to verify whether the bank accounts and telephone numbers have been reported to the police previously.
7. Ask questions and request for important information – scammers rely on the fact that most people do not ask for the right information before they make an investment decision. Ensure you know who you are dealing with, the individuals behind the company and understand its products and services before investing.
8. Don't be pressured or rushed into making an investment decision. Give yourself ample time to do research and find out more about the product before parting with your money. FOMO (Fear of Missing Out) can be a motivator premised on greed.
9. Be sceptical of any investment opportunity that is not in writing. Request relevant documentations on the product and the company so that you can ascertain the legality of the investment opportunity offered.
10. Be sceptical of investments with promised high returns within a short span of time with little or no risks. If it is too good to be true, it probably is.
11. Secure your personal information (MyKad number, address, bank details, existing investment details, etc).
12. If an investment has already been made, keeping record of all documents pertaining to the investment, as well as the exchanges with the person and company you dealt with provides a good audit trail if something should go wrong.
13. Check the legitimacy of certificates, invoices or receipts issued under the name of authorities such as the SC, Bursa Malaysia, Companies Commission of Malaysia (CCM), Bank Negara Malaysia (BNM), Inland Revenue Board of Malaysia (LHDN) etc.
14. Check the legitimacy of the name, logo, website and other credentials of any entities used for the transaction of the investments.
15. If in doubt, contact SC at aduan@seccom.com.my or 03-6204 8999.

Scammers motivate people to part with their money based on a concoction of fear and greed. We owe it to ourselves to stay vigilant and protected.

ShareInvestor is a technology based company with a focus on Internet media and we have operations in Malaysia, Singapore and Thailand. We are the market leader in providing a combination of market data, analysis and news on various platforms to traders and investors.

Our websites include www.shareinvestor.com and www.bursastation.com. More information about our products and services can be found at www.shareinvestorholdings.com

We are looking for Developers to join our team, in a challenging, yet fun and fulfilling environment. The successful applicants will leverage on the latest Internet technologies to help create financial applications and platforms for investors, listed companies and financial institutions. Fresh graduates are welcome to apply.

Interested candidates are encouraged to apply with full resume, present and expected salary and a recent photograph. Please send these to hr.my@shareinvestor.com for processing. ShareInvestor regrets that only shortlisted candidates shall be notified.

Ruby on Rails Developer

Responsibilities:

- Develop quality web-based software modules on schedule with a focus on Ruby and Ruby on Rails applications.
- Explore and utilize the latest web-based technologies.
- Document design specifications, logic concepts and module description.
- Maintain and enhance existing web-based applications.

Requirements:

- Experience in web-based programming/scripting is essential. Candidate must be able to explain clearly technical aspects of his/her past experiences and projects.
- Passion for programming and desire to learn new languages like Go.
- Good Diploma/Degree in Computer Science/Computer Engineering.
- Able to work well in a team and be able to follow documentation and coding standards.
- Knowledge in any of the following would be an added advantage
 - Ruby and Ruby on Rails Framework
 - Javascript and jQuery library
 - Go
 - Perl

Application Developer (C++/STL)

Responsibilities:

- Deliver quality software modules on schedule.
- Document design specifications, conceptions, module description.
- Maintain and enhance existing applications.

Requirements:

- Passion for programming and desire to learn.
- Good Diploma/Degree in Computer Science/Computer Engineering.
- Skills in C++ is essential.
- Experience with Visual Studio, networking stack and Golang would be an advantage.
- Proactive, resourceful and self-motivated with strong analytical skills.
- Good interpersonal, written and communication skills.
- Able to work with little supervision.

PHP Developer

Responsibilities:

- Develop web applications in PHP
- Work with Front-End Developers for integration with visuals.
- Perform R&D work based on new ideas and concepts for future requirements and enhancement.
- Use JSON and REST API's for integration
- Advise and consult on technical queries on web development.
- Present ideas and concepts internally and be creative to propose and deliver solutions
- Provide support and maintenance for all related projects.
- Be actively involved in internal discussions, brainstorm-sessions, and other meetings.

Requirements:

- Bachelor's Degree/Diploma in Computer Science; Information Technology or equivalent.
- Minimum 3-5 years of experience working with at least one of the following PHP based frameworks: Symfony, WordPress
- Experience with AWS & Containerisation (Docker, GitLab, Podman) strongly preferred.
- Proven experience developing custom modules or framework extensions
- Very comfortable integrating with 3rd party APIs
- Strong skills in PHP, MySQL, Bootstrap, HTML, CSS, Javascript/Jquery.
- Excellent communication skills to support healthy relationships with teammates and clients
- Good problem solving capabilities
- Able to showcase PHP projects which the candidate has implemented before.
- Familiar with secure coding practices

SHARIAH HOT STOCKS

Price & Volume Distribution Charts (as at Wednesday)

Technical Analysis

Definition

Shariah compliant stocks with Technical Analysis showing the closing price Yesterday is higher than previous closing price and 5-days Moving Average Price with Volume Spike

Chart Guide

Volume Distribution Chart is a statistical interpretation of the current sentiment on each stock in graphical format. The highest bar categorized as >150k is likely to be traded by institutions or super dealers, while the lowest bar categorized as <15k usually represents retail investors. "Buy Up" refers to more buyers snatching up the lots queued at selling price. "Sell Down" refers to sellers selling their shares to the buying queue



ShareInvestor WebPro > Screener > Market Screener (FA & TA) > select BURSA > add criteria > click Add Criteria

A. Criteria

- Fundamental Analysis Conditions tab > select (i) Revenue
- Technical Analysis Conditions tab select (ii) Moving Average Below Close (iii) select ADX Trend (iv) select Bullish ADX +DI/-DI (v) select Volume Spike (vi) select RSI Overbought
- Prices & Other Conditions tab > select (vii) Is Shariah Compliant

B. Conditions (Criteria Filters)

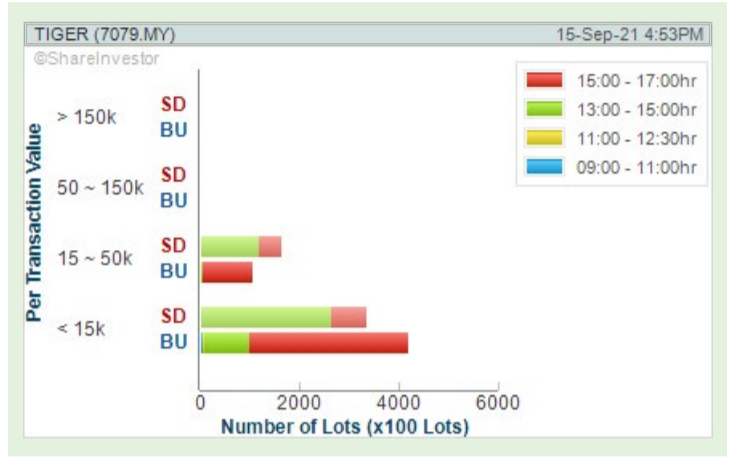
- Revenue - select (more than) type (1) for the past select (1) financial year(s)
- Moving Average Below Close - select (MA) type (5) below close price for type (1) days
- ADX Trend - ADX type (5) type (1) above type (20) for type (1) days
- Bullish ADX +DI/-DI - ADX type (5) type (1): +DI above -DI
- Volume Spike - Volume type (1) times greater than type (5) days average
- RSI Overbought - RSI type (1) above (99) for (1) days
- Is Shariah Compliant - select Yes

> click Save Template > Create New Template type (Shariah Hot Stocks) > click Create > click Save Template as > select Shariah Hot Stocks > click Save > click Screen Now (may take a few minutes) > Sort By: Select (Vol) Select (Desc) > Mouse over stock name > Charts > click Interactive Charts or Volume Distribution



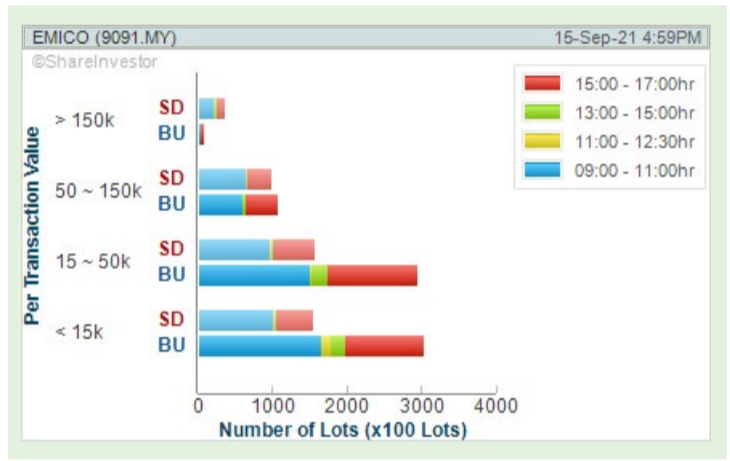
TIGER SYNERGY BERHAD (7079)

Analysis



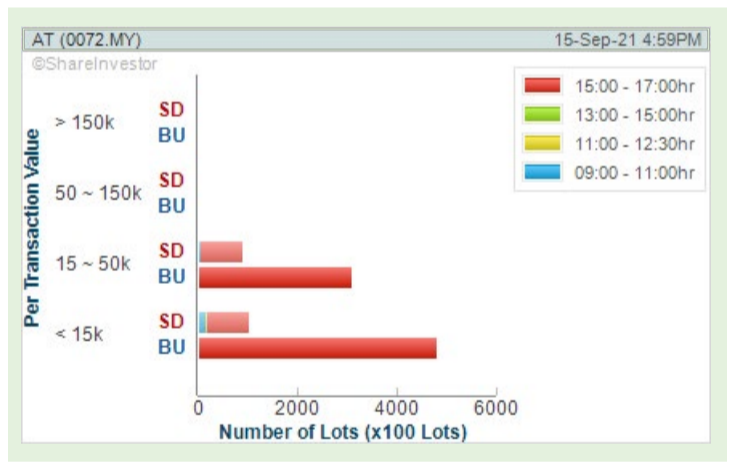
EMICO HOLDINGS BERHAD (9091)

Analysis



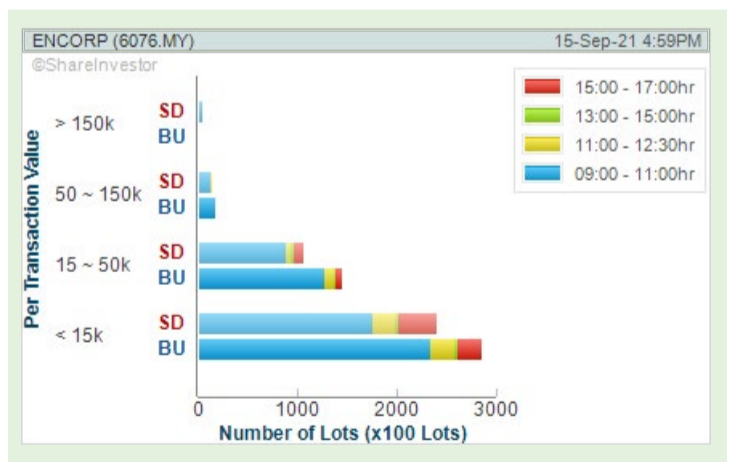
AT SYSTEMATIZATION BERHAD (0072)

Analysis



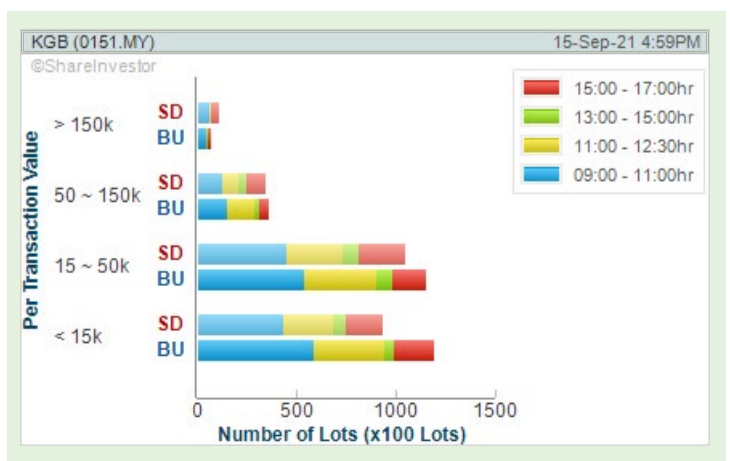
ENCORP BERHAD (6076)

Analysis



KELINGTON GROUP BERHAD (0151)

Analysis



SHARIAH MOMENTUM UP STOCKS

Price & Volume Distribution Charts (as at Wednesday)

Technical Analysis

Definition

Shariah compliant stocks with Technical Analysis showing Bullish Momentum and Price Uptrend. The share price closed at the highest price yesterday. Both the highest and lowest price were higher than the previous day's highest and lowest price.

Chart Guide

Volume Distribution Chart is a statistical interpretation of the current sentiment on each stock in graphical format. The highest bar categorized as >150k is likely to be traded by institutions or super dealers, while the lowest bar categorized as <15k usually represents retail investors. "Buy Up" refers to more buyers snatching up the lots queued at selling price. "Sell Down" refers to sellers selling their shares to the buying queue.



ShareInvestor WebPro > Screener > Market Screener (FA & TA) > select BURSA > add criteria

A. Criteria

- Fundamental Analysis Conditions tab: select (i) Revenue
- Technical Analysis Conditions tab: select (ii) Stochastic Overbought (iii) select Bullish ADX +DI/-DI (iv) select Average Volume (v) select RSI Overbought
- Prices & Other Conditions tab: select (vi) Last Done Price (vii) select Is Shariah Compliant

B. Conditions

- Revenue - select (more than) type (1) for the past select (1) financial year(s)
- Stochastic Overbought - FatSO type (1), type (1) above type (99) for type (1) days
- Bullish ADX+DI/-DI - ADX Type (1), type (1): +DI above -DI
- Average Volume - type (1) days average volume greater than type (1000) lots
- RSI Overbought - RSI type (1) above (99) for (1) days
- Last Done Price - select (more than) type (0.3)
- Is Shariah Compliant - select Yes

> click Save Template > Create New Template type (Shariah Momentum Up Stocks) > click Create

> click Save Template as > select Shariah Momentum Up Stocks > click Save

> click Screen Now (may take a few minutes)

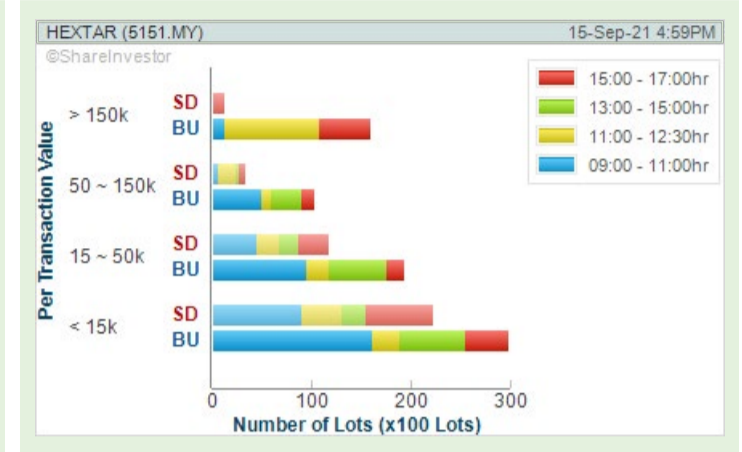
Sort By: Select (Vol) Select (Desc)

Mouse over stock name > Charts > click Interactive Charts tab or Volume Distribution



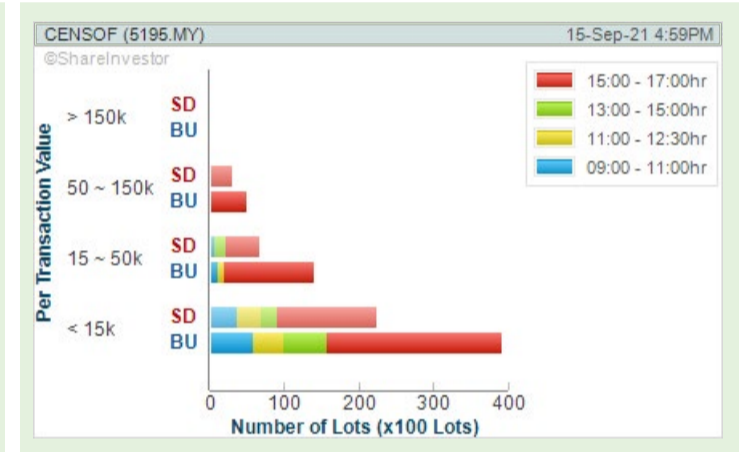
HEXTAR GLOBAL BERHAD (5151)

Analysis



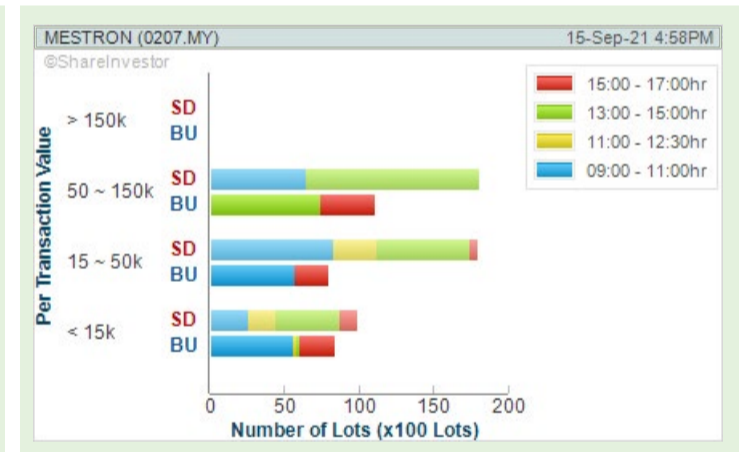
CENSO HOLDINGS BERHAD (5195)

Analysis



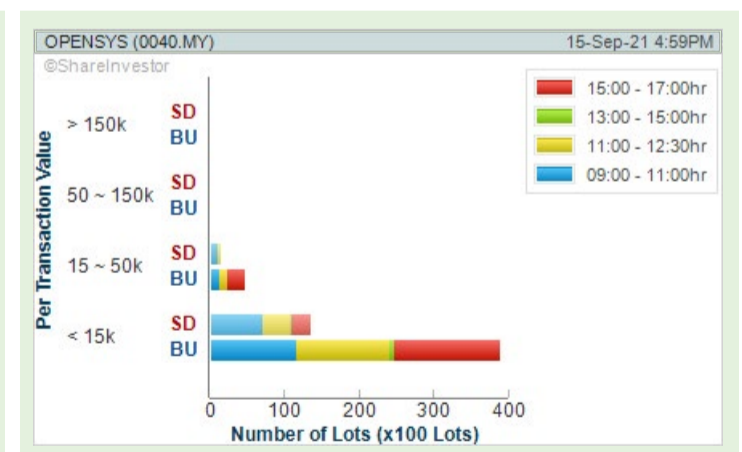
MESTRON HOLDINGS BERHAD (0207)

Analysis



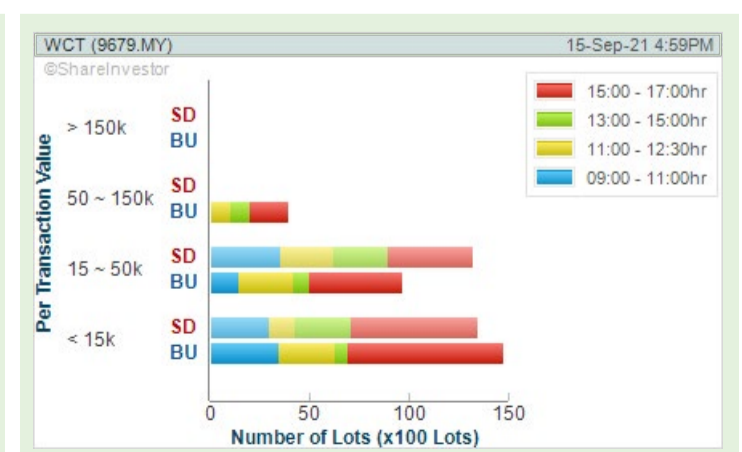
OPENSYS (M) BERHAD (0040)

Analysis



WCT HOLDINGS BERHAD (9679)

Analysis



HOT STOCKS

Price & Volume Distribution Charts (Over 5 trading days as at Wednesday)

Technical Analysis

Definition

Non-Shariah compliant stocks with Technical Analysis showing the closing price Yesterday is higher than previous closing price and 5-days Moving Average Price with Volume Spike

Chart Guide

Volume Distribution Chart is a statistical interpretation of the current sentiment on each stock in graphical format. The highest bar categorized as >150k is likely to be traded by institutions or super dealers, while the lowest bar categorized as <15k usually represents retail investors. "Buy Up" refers to more buyers snatching up the lots queued at selling price. "Sell Down" refers to sellers selling their shares to the buying queue.



SHAREINVESTOR WEBPRO step-by-step GUIDE

ShareInvestor WebPro > Screener > Market Screener (FA & TA) > select BURSA > add criteria

A. Criteria

- Fundamental Analysis Conditions tab > select (i) Revenue
- Technical Analysis Conditions tab select (ii) Moving Average Below Close (iii) select Volume Spike (iv) select RSI Overbought
- Price & Other Conditions tab > select (v) Is Shariah Compliant

> click Add Criteria

B. Conditions

- Revenue - select (more than) type (1) for the past select (1) financial years)
- Moving Average Below Close - select (MA) type (5) below close price for type (1) days
- Volume Spike - Volume type (1) times greater than type (5) days average
- RSI Overbought - RSI type (1) above (99) for (1) days
- Is Shariah Compliant - select No

> click Save Template > Create New Template type (Non-Shariah Hot Stocks) > click Create

> click Save Template as > select Non-Shariah Hot Stocks > click Save

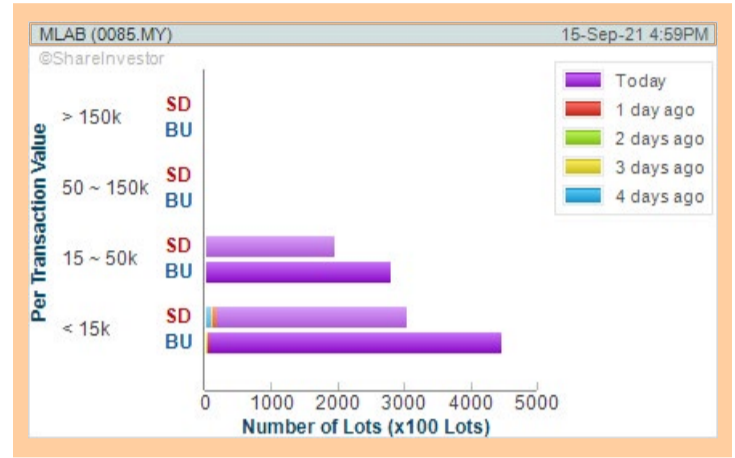
> click Screen Now (may take a few minutes)

> Sort By: Select (Vol) Select (Desc)

> Mouse over stock name > Charts > click Interactive Charts tab or Volume Distribution

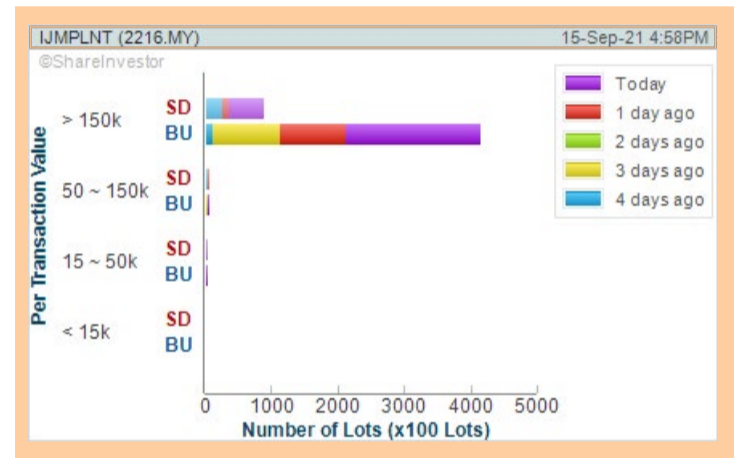
MLABS SYSTEMS BERHAD (0085)

Analysis



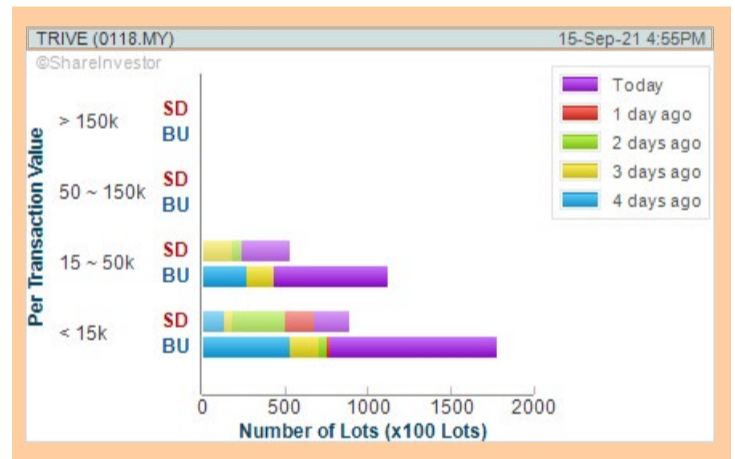
IJM PLANTATIONS BERHAD (2216)

Analysis



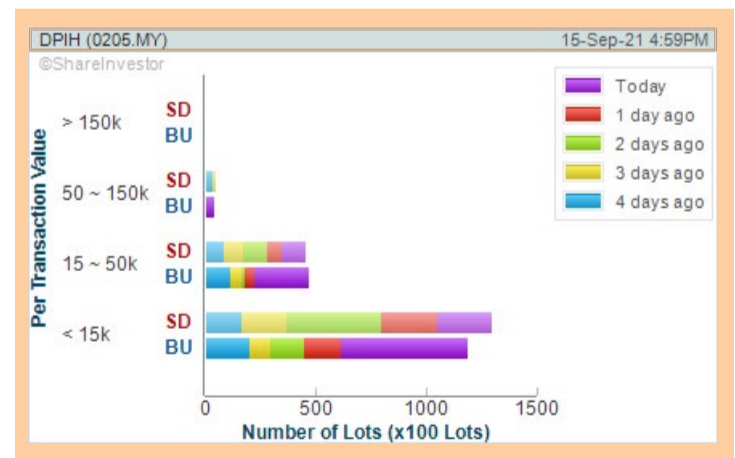
TRIVE PROPERTY GROUP BERHAD (0118)

Analysis



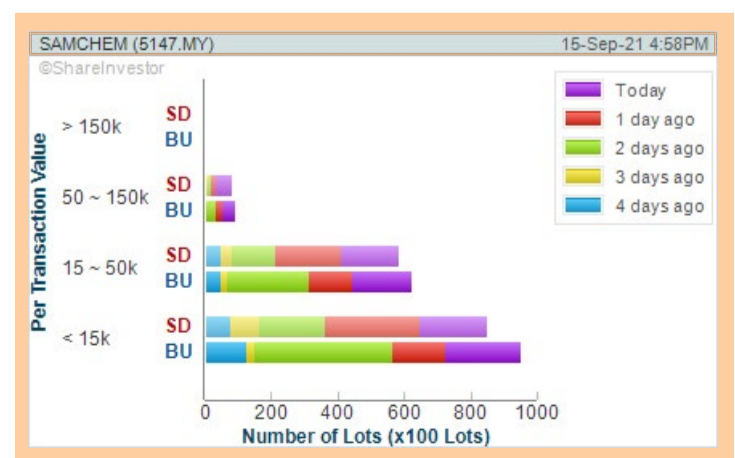
DPI HOLDINGS BERHAD (0205)

Analysis



SAMCHEM HOLDINGS BERHAD (5147)

Analysis



UP TRENDING STOCKS Price & Volume Distribution Charts (Over 5 trading days as at Wednesday) **Technical Analysis**

Definition

Stocks with Technical Analysis showing Bullish Momentum and Price Uptrend.

Chart Guide

Volume Distribution Chart is a statistical interpretation of the current sentiment on each stock in graphical format. The highest bar categorized as >150k is likely to be traded by institutions or super dealers, while the lowest bar categorized as <15k usually represents retail investors. "Buy Up" refers to more buyers snatching up the lots queued at selling price. "Sell Down" refers to sellers selling their shares to the buying queue.



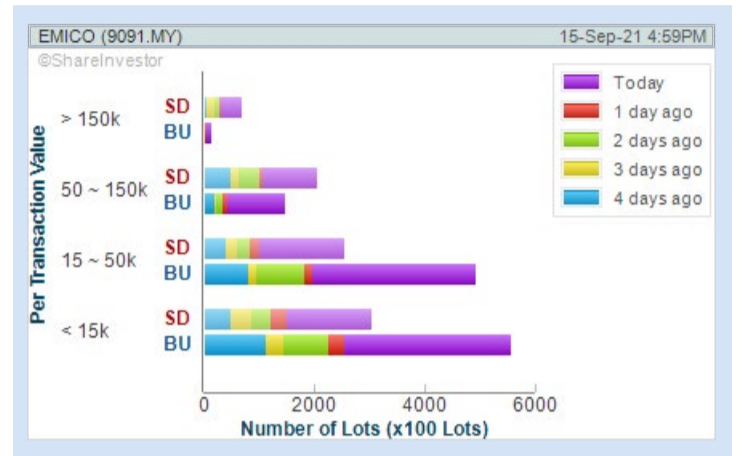
ShareInvestor WebPro > Screener > Market Screener (FA & TA) > select BURSA > add criteria
A. Criteria
 • Fundamental Analysis Conditions tab > select (i) Revenue
 • Technical Analysis Conditions tab (ii) select Moving Average Below Close (iii) select Average Volume (iv) select Bullish ADX +DI/-DI (v) select ADX Trend
 • Prices & Other Conditions tab: select (vi) Last Done Price
 > click Add Criteria
 • Technical Analysis Conditions tab (vii) select Moving Average Below Close
 > click Add Criteria

B. Conditions
 • Revenue - select (more than) type (1) for the past select (1) financial year(s)
 • Moving Average Below Close - select (MA) type (20) below close price for type (1) days
 • Average Volume - type (5) days average volume type (1000) lots
 • Last Done Price - select (more than) type (0.3)
 • Moving Average Below Close - select (MA) type (40) below close price for type (1) days
 • Bullish ADX - ADX type (20) type (1); +DI above -DI
 • ADX Trend - ADX type (20), type (1) above type (20) for type (1) days

> click Save Template > Create New Template type (Non-Shariah Up-Trending Stocks) > click Create
 Click Save Template As > select Non-Shariah Up Trending Stocks > click Save
 > click Screen Now (may take a few minutes)
 Sort By: Select (Vol) Select (Desc)
 Mouse over stock name > Charts > click Interactive Charts tab or Volume Distribution

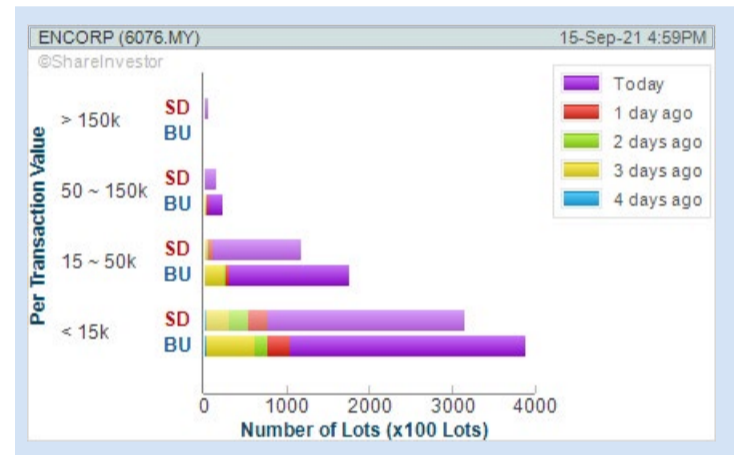
EMICO HOLDINGS BERHAD (9091)

Analysis



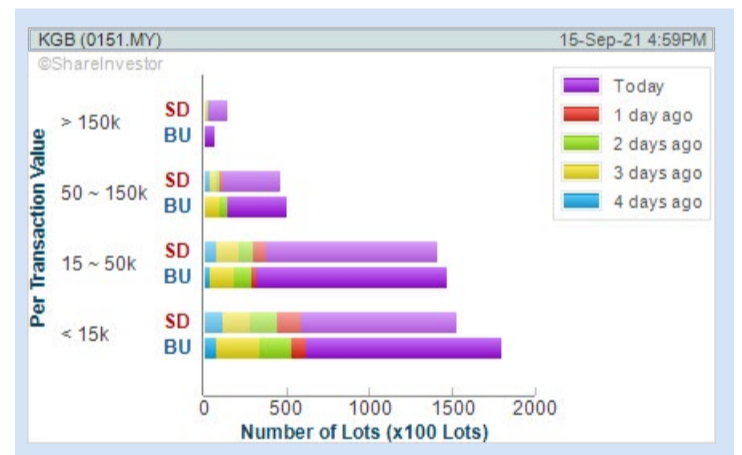
ENCORP BERHAD (6076)

Analysis



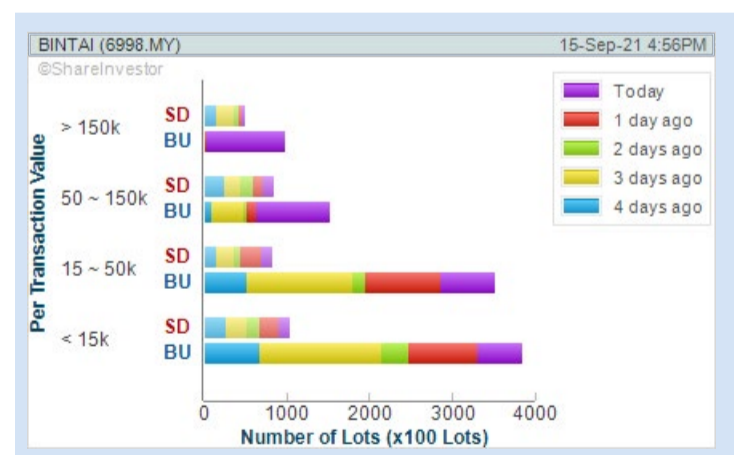
KELINGTON GROUP BERHAD (0151)

Analysis



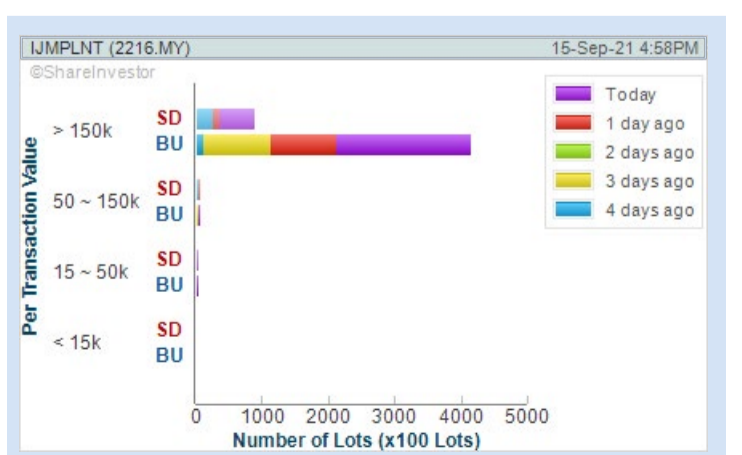
BINTAI KINDEN CORPORATION BERHAD (6998)

Analysis



IJM PLANTATIONS BERHAD (2216)

Analysis



GROWTH STOCKS

Price & Total Shareholder Return (as at Wednesday)

Fundamental Analysis

Definition

A growth company is any company whose business generates significant positive cash flows or earnings which increase at significantly faster rates than the overall economy. A growth company tends to have very profitable reinvestment opportunities for its own retained earnings.



Chart Guide

Total Shareholder Return (TSR) combines share price appreciation and dividends paid to show the total return to the shareholder expressed as a percentage.



ShareInvestor WebPro > Screener > Market Screener (FA & TA) > select BURSA > add criteria
A.Criteria
 • Fundamental Analysis Conditions tab > select (i) Free Cash Flow, (ii) Revenue Growth, (iii) Gross Profit (Earnings) Margin, (iv) Quality of Earnings, (v) Total Shareholder Returns,
 > click Add Criteria
 • Fundamental Analysis Conditions tab >select (vi) Total Shareholder Returns
 > click Add Criteria

B.Conditions (Criteria Filters)
 • Free Cash Flow - select (more than) type (1) for the past select (1) financial year(s)
 • Revenue Growth - select (more than) type (1) for the past select (1) financial year(s)
 • Gross Profit (Earnings) Margin - select (more than) type (30) % for the past select (1) financial year(s)
 • Quality of Earnings - select (more than) type (1) for the past select (1) financial year(s)
 • Total Shareholder Return - select (more than) type (5) % for the past select (3) financial year(s)
 • Total Shareholder Return - select (more than) type (5) % for the past select (5) financial year(s)

> click Save Template > Create New Template type (Growth Companies) > click Create
 > click Save Template as > select Growth Companies > click Save
 > click Screen Now (may take a few minutes)
 > Sort By: Select (Revenue Growth) Select (Desc)
 > Mouse over stock name > Factsheet > looking for Total Shareholder Return

ES CERAMICS TECHNOLOGY BERHAD (0100)

Analysis



Period	Dividend Received	Capital Appreciation	Total Shareholder Return
Short Term Return	5 Days	-0.065	-13.88%
	10 Days	-0.075	-15.46%
	20 Days	-0.075	-15.46%
Medium Term Return	3 Months	-0.110	21.15%
	6 Months	0.040	45.45%
	1 Year	0.040	21.74%
Long Term Return	2 Years	0.056	+497.44%
	3 Years	0.062	+349.52%
	5 Years	0.074	+93.60%
Annualised Return	Annualised	-	+14.13%

TOP GLOVE CORPORATION BERHAD (7113)

Analysis



Period	Dividend Received	Capital Appreciation	Total Shareholder Return
Short Term Return	5 Days	-0.470	-12.81%
	10 Days	-0.800	-20.00%
	20 Days	-0.570	-15.12%
Medium Term Return	3 Months	0.180	-27.87%
	6 Months	0.432	-29.88%
	1 Year	0.682	-53.42%
Long Term Return	2 Years	0.822	+154.77%
	3 Years	0.907	+137.40%
	5 Years	1.207	+467.91%
Annualised Return	Annualised	-	+41.53%

INNORISE PLANTATIONS BERHAD (6262)

Analysis



Period	Dividend Received	Capital Appreciation	Total Shareholder Return
Short Term Return	5 Days	0.080	-7.75%
	10 Days	0.080	-6.30%
	20 Days	0.080	+2.59%
Medium Term Return	3 Months	0.100	+16.35%
	6 Months	0.100	+10.00%
	1 Year	0.165	+23.79%
Long Term Return	2 Years	0.185	+90.44%
	3 Years	0.195	+74.00%
	5 Years	0.265	+108.33%
Annualised Return	Annualised	-	+15.81%

MENANG CORPORATION (M) BERHAD (1694)

Analysis



Period	Dividend Received	Capital Appreciation	Total Shareholder Return
Short Term Return	5 Days	+0.080	+17.78%
	10 Days	+0.080	+17.78%
	20 Days	+0.030	+6.00%
Medium Term Return	3 Months	+0.075	+16.48%
	6 Months	+0.070	+15.22%
	1 Year	-0.020	-3.04%
Long Term Return	2 Years	+0.160	+43.24%
	3 Years	+0.135	+34.18%
	5 Years	+0.030	+6.00%
Annualised Return	Annualised	-	+1.17%

FIAMMA HOLDINGS BERHAD (6939)

Analysis



Period	Dividend Received	Capital Appreciation	Total Shareholder Return
Short Term Return	5 Days	0.010	-4.41%
	10 Days	0.010	+11.11%
	20 Days	0.010	+13.04%
Medium Term Return	3 Months	0.010	+9.24%
	6 Months	0.010	+12.07%
	1 Year	0.020	+42.13%
Long Term Return	2 Years	0.058	+38.22%
	3 Years	0.080	+45.45%
	5 Years	0.113	+30.96%
Annualised Return	Annualised	-	+5.54%

DIVIDEND STOCKS

Price & Total Shareholder Return (as at Wednesday)

Fundamental Analysis

Definition

A dividend company is any company that pays out regular dividends. It is usually a well-established company with a track record of distributing earnings back to shareholders.

Chart Guide

Total Shareholder Return (TSR) combines share price appreciation and dividends paid to show the total return to the shareholder expressed as a percentage.



ShareInvestor WebPro > Screener > Market Screener (FA & TA) > select BURSA > add criteria
A.Criteria
 • Fundamental Analysis Conditions tab > select (i) Dividend Yield, (ii) Dividend Payout, (iii) Total Debt To Equity, (iv) Total Shareholder Returns
 > click Add Criteria
 • Fundamental Analysis Conditions tab > select (v) Total Shareholder Returns
 > click Add Criteria

B.Conditions (Criteria Filters)
 • Dividend Yield - select (more than) type (5) % for the past select (1) financial year(s)
 • Dividend Payout (Historical) - select (more than) type (0.5) times for the past select (1) financial year(s)
 • Total Debt To Equity - select (less than) type (1) for the past select (1) financial year(s)
 • Total Shareholder Return - select (more than) type (5) % for the past select (3) financial year(s)
 • Total Shareholder Return - select (more than) type (5) % for the past select (5) financial year(s)

> click Save Template > Create New Template type (Dividend Companies) > click Create
 > click Save Template as > select Dividend Companies > click Save
 > click Screen Now (may take a few minutes)
 > Sort By: Select (Dividend Yield) Select (Desc)
 > Mouse over stock name > Factsheet > looking for Total Shareholder Return

FIMA CORPORATION BERHAD (3107)

Analysis



Period	Dividend Received	Capital Appreciation	Total Shareholder Return
Short Term Return	5 Days	-0.010	-0.53%
	10 Days	-0.060	-3.09%
	20 Days	-0.040	-2.08%
Medium Term Return	3 Months	0.075	+8.83%
	6 Months	0.075	+5.68%
	1 Year	0.125	+33.67%
Long Term Return	2 Years	0.250	+18.33%
	3 Years	0.375	+21.89%
	5 Years	0.600	+17.87%
Annualised Return	Annualised	-	+3.34%

ES CERAMICS TECHNOLOGY BERHAD (0100)

Analysis



Period	Dividend Received	Capital Appreciation	Total Shareholder Return
Short Term Return	5 Days	0.065	-13.88%
	10 Days	-0.075	-15.46%
	20 Days	-0.075	15.46%
Medium Term Return	3 Months	0.110	-21.15%
	6 Months	0.040	-45.45%
	1 Year	0.040	-21.74%
Long Term Return	2 Years	0.055	+87.44%
	3 Years	0.082	+38.52%
	5 Years	0.074	+93.60%
Annualised Return	Annualised	-	+14.13%

HARBOUR-LINK GROUP BERHAD (2062)

Analysis



Period	Dividend Received	Capital Appreciation	Total Shareholder Return
Short Term Return	5 Days	-	-
	10 Days	-0.010	8.88%
	20 Days	+0.040	+4.12%
Medium Term Return	3 Months	-0.070	5.48%
	6 Months	-0.130	+14.77%
	1 Year	0.010	+117.02%
Long Term Return	2 Years	0.020	+68.85%
	3 Years	0.030	+88.57%
	5 Years	0.065	+10.82%
Annualised Return	Annualised	-	+2.08%

ZHULIAN CORPORATION BERHAD (5131)

Analysis



Period	Dividend Received	Capital Appreciation	Total Shareholder Return
Short Term Return	5 Days	0.010	-0.54%
	10 Days	-0.010	-0.54%
	20 Days	+0.040	+2.21%
Medium Term Return	3 Months	0.030	-0.53%
	6 Months	0.000	+10.40%
	1 Year	0.170	+51.54%
Long Term Return	2 Years	0.310	+50.00%
	3 Years	0.410	+70.44%
	5 Years	0.555	+93.95%
Annualised Return	Annualised	-	+14.17%

TALIWORKS CORPORATION BERHAD (8524)

Analysis



Period	Dividend Received	Capital Appreciation	Total Shareholder Return
Short Term Return	5 Days	-	-
	10 Days	0.017	+1.43%
	20 Days	0.017	+2.85%
Medium Term Return	3 Months	0.017	-2.07%
	6 Months	0.033	+3.33%
	1 Year	0.066	+7.26%
Long Term Return	2 Years	0.140	+4.84%
	3 Years	0.196	+22.74%
	5 Years	0.310	+30.50%
Annualised Return	Annualised	-	+5.47%



Long Companies

SHAREINVESTOR WEBPRO STEP-BY-STEP GUIDE
 ShareInvestor WebPro > Screener > Predefined TA Screens > select market BURSA > Most Long Signals > click Scan Results or mouse over each company > Charts > click Interactive Charts for Price & Volume Distribution

Definition

Top 10 stocks with Technical Analysis plus Pattern Matching by 60 pre-defined indicators by the system showing a higher probability of bullish sentiment on the share price.

D&O GREEN TECHNOLOGIES BERHAD (7204)

D&O

Price updated at 15 Sep 2021 16:59

Last: 5.670	Change: +0.120	Volume: 41,138
	Change (%): +2.16	Range: 5.500 - 5.760

TA Scanner Results based on historical data up to 15 Sep 2021

Condition	Signal	Explanation
Bollinger Band: Bullish Long Term Volatility Breakout and Trending	Long	1. Close price above upper bollinger band(33,1). 2. Volume above average volume(50). 3. Average volume(50) is above 300,000.
Bollinger Band: Bullish Short Term Volatility Breakout and Trending	Long	1. Close price above upper bollinger band(33,1). 2. Volume above average volume(10). 3. Average volume(10) is above 300,000.
Bollinger Band: High Above Upper Bollinger Band	Neutral	1. High above upper bollinger band(20,2). 2. Average volume(5) is above 100,000.
MA: Medium Term Bearish Moving Average Crossover	Short	MA(25) crossed below MA(50) within the last 1 day.
MA: Short Term Bullish Moving Average Crossover	Long	MA(10) crossed above MA(15) within the last 1 day.
MACD: Bullish MACD Crossover	Long	1. MACD(12,26) diff line crossed above the MACD(12,26) signal line. 2. MACD Histogram(12,26) is above 0.
Price: New 52 Week High	Long	1. Stock reach a new 52 week high. 2. Average volume(30) is above 50000.
Volume: 10 Days large value Buy Up trade	Long	1. 150K value Buy Up greater than Sell Down by 20% for 10 days. 2. 50K-100K value Buy Up greater than Sell Down by 20% for 10 days. 3. Average volume(10) is above 1000000
Volume: 5 Days large value Buy Up trade	Long	1. 150K value Buy Up greater than Sell Down by 20% for 5 days. 2. 50K-100K value Buy Up greater than Sell Down by 20% for 5 days. 3. Average volume(10) is above 1000000
Williams %R: Bearish Williams %R	Short	1. Williams %R(26) between 0 and -20. 2. Average volume(5) is above 100,000.

DAMANSARA HOLDINGS BERHAD (3484)

DBHD

Price updated at 15 Sep 2021 16:59

Last: 0.470	Change: -0.020	Volume: 138,765
	Change (%): -4.08	Range: 0.460 - 0.535

TA Scanner Results based on historical data up to 15 Sep 2021

Condition	Signal	Explanation
Bollinger Band: Bullish Long Term Volatility Breakout and Trending	Long	1. Close price above upper bollinger band(33,1). 2. Volume above average volume(50). 3. Average volume(50) is above 300,000.
Bollinger Band: Bullish Short Term Volatility Breakout and Trending	Long	1. Close price above upper bollinger band(33,1). 2. Volume above average volume(10). 3. Average volume(10) is above 300,000.
Bollinger Band: High Above Upper Bollinger Band	Neutral	1. High above upper bollinger band(20,2). 2. Average volume(5) is above 100,000.
Donchian Channels: High Above Upper Donchian Channels	Long	High crossed above the upper Donchian Channel(14,4)
MA: Short Term Bullish Moving Average Crossover	Long	MA(10) crossed above MA(15) within the last 1 day.
MACD: Bullish MACD Crossover	Long	1. MACD(12,26) diff line crossed above the MACD(12,26) signal line. 2. MACD Histogram(12,26) is above 0.
Volume: Volume Spike	Long	1. Volume is more than 500% above average volume(10). 2. Volume above 200000. 3. Close price above 0.10

JERASIA CAPITAL BHD (8931)

JERASIA

Price updated at 15 Sep 2021 16:14

Last: 0.190	Change: -0.005	Volume: 1,860
	Change (%): -2.56	Range: 0.190 - 0.195

TA Scanner Results based on historical data up to 15 Sep 2021

Condition	Signal	Explanation
MA: Short Term Bullish Moving Average Crossover	Long	MA(10) crossed above MA(15) within the last 1 day.
MACD: Bullish MACD Crossover	Long	1. MACD(12,26) diff line crossed above the MACD(12,26) signal line. 2. MACD Histogram(12,26) is above 0.
Stochastic: Fast Stochastic Buy Signal	Long	1. Fast Stochastic(15,5) %K crossed above 20. 2. Fast Stochastic(15,5) %K 1 day ago was below 20 for the last 5 days. 3. Average volume(30) is above 50000
Volume: Consecutive Days Of Decreasing Average Volume	Short	1. Average Volume(20) has been decreasing over the last 2 week. 2. Average volume(20) is above 50000
Williams %R: Bullish Williams %R	Long	1. Williams %R(26) between -80 and -100. 2. Average volume(5) is above 100,000.

Disclaimer: The information on this page is provided as a service to readers. It does not constitute financial advice and/or any investment recommendations. Past performance is not indicative of future results. We assume no liability for damages resulting from or arising out of the use of such information. It would be best if you did your own research to make your personal investment decisions wisely or consult a licenced investment advisor.

SCANWOLF CORPORATION BHD (7239)

SCNWOLF

Price updated at 15 Sep 2021 16:59

Last: 0.540	Change: -	Volume: 123,427
	Change (%): -	Range: 0.510 - 0.565

TA Scanner Results based on historical data up to 15 Sep 2021

Condition	Signal	Explanation
Bollinger Band: High Above Upper Bollinger Band	Neutral	1. High above upper bollinger band(20,2). 2. Average volume(5) is above 100,000.
Donchian Channels: High Above Upper Donchian Channels	Long	High crossed above the upper Donchian Channel(14,4)
MACD: Bullish MACD Crossover	Long	1. MACD(12,26) diff line crossed above the MACD(12,26) signal line. 2. MACD Histogram(12,26) is above 0.
Price: New 52 Week High	Long	1. Stock reach a new 52 week high. 2. Average volume(30) is above 50000.
Volume: 10 Days large value Buy Up trade	Long	1. 150K value Buy Up greater than Sell Down by 20% for 10 days. 2. 50K-100K value Buy Up greater than Sell Down by 20% for 10 days. 3. Average volume(10) is above 1000000
Volume: 5 Days large value Buy Up trade	Long	1. 150K value Buy Up greater than Sell Down by 20% for 5 days. 2. 50K-100K value Buy Up greater than Sell Down by 20% for 5 days. 3. Average volume(10) is above 1000000

CHIN HIN GROUP PROPERTY BERHAD (7187)

CHGP

Price updated at 15 Sep 2021 16:56

Last: 0.815	Change: -	Volume: 40,625
	Change (%): -	Range: 0.810 - 0.820

TA Scanner Results based on historical data up to 15 Sep 2021

Condition	Signal	Explanation
MA: Bullish Price Crossover	Long	1. Close price crossed above MA(40) within the last 1 day. 2. Previous day close price is below the MA(10) for the last 5 days
MACD: Bullish MACD Crossover	Long	1. MACD(12,26) diff line crossed above the MACD(12,26) signal line. 2. MACD Histogram(12,26) is above 0.
RSI: Short Term RSI 50 Bullish Crossover	Long	1. RSI(20) crossed above 50 within the last 1 day and RSI(20) 1 day ago below 50 for the last 5 days. 2. Volume above average volume(125). 3. Average volume(5) is above 100,000.
Volume: 10 Days large value Buy Up trade	Long	1. 150K value Buy Up greater than Sell Down by 20% for 10 days. 2. 50K-100K value Buy Up greater than Sell Down by 20% for 10 days. 3. Average volume(10) is above 1000000
Volume: 5 Days large value Buy Up trade	Long	1. 150K value Buy Up greater than Sell Down by 20% for 5 days. 2. 50K-100K value Buy Up greater than Sell Down by 20% for 5 days. 3. Average volume(10) is above 1000000

HEXTAR GLOBAL BERHAD (5151.MY)

HEXTAR

Price updated at 15 Sep 2021 16:59

Last: 1.370	Change: +0.070	Volume: 122,696
	Change (%): +5.38	Range: 1.290 - 1.370

TA Scanner Results based on historical data up to 15 Sep 2021

Condition	Signal	Explanation
Bollinger Band: Bullish Long Term Volatility Breakout and Trending	Long	1. Close price above upper bollinger band(33,1). 2. Volume above average volume(50). 3. Average volume(50) is above 300,000.
Bollinger Band: Bullish Short Term Volatility Breakout and Trending	Long	1. Close price above upper bollinger band(33,1). 2. Volume above average volume(10). 3. Average volume(10) is above 300,000.
Candlestick: Bullish Engulfing	Long	Bullish: Engulfing
Chaikin Volatility: Increasing Chaikin Volatility	Neutral	Chaikin Volatility(10,10) has been increasing for 5 days
MACD: Bullish MACD Crossover	Long	1. MACD(12,26) diff line crossed above the MACD(12,26) signal line. 2. MACD Histogram(12,26) is above 0.
Parabolic SAR: Bearish Parabolic SAR Reversal	Neutral	1. Parabolic SAR 1 day ago above close price 1 day ago for the last 5 days. 2. Parabolic SAR below close price
Volume: 10 Days large value Buy Up trade	Long	1. 150K value Buy Up greater than Sell Down by 20% for 10 days. 2. 50K-100K value Buy Up greater than Sell Down by 20% for 10 days. 3. Average volume(10) is above 1000000
Volume: 5 Days large value Buy Up trade	Long	1. 150K value Buy Up greater than Sell Down by 20% for 5 days. 2. 50K-100K value Buy Up greater than Sell Down by 20% for 5 days. 3. Average volume(10) is above 1000000

MULTI-USAGE HOLDINGS BHD (9539)

MUH

Price updated at 15 Sep 2021 16:55

Last: 0.690	Change: +0.005	Volume: 8,518
	Change (%): +0.73	Range: 0.660 - 0.715

TA Scanner Results based on historical data up to 15 Sep 2021

Condition	Signal	Explanation
Bollinger Band: High Above Upper Bollinger Band	Neutral	1. High above upper bollinger band(20,2). 2. Average volume(5) is above 100,000.
Chaikin Volatility: Increasing Chaikin Volatility	Neutral	Chaikin Volatility(10,10) has been increasing for 5 days
Donchian Channels: High Above Upper Donchian Channels	Long	High crossed above the upper Donchian Channel(14,4)
MA: Short Term Bullish Moving Average Crossover	Long	MA(10) crossed above MA(15) within the last 1 day.
RSI: Short Term RSI 50 Bullish Crossover	Long	1. RSI(20) crossed above 50 within the last 1 day and RSI(20) 1 day ago below 50 for the last 5 days. 2. Volume above average volume(125). 3. Average volume(5) is above 100,000.
Volume: Volume Spike	Long	1. Volume is more than 500% above average volume(10). 2. Volume above 200000. 3. Close price above 0.10

HWA TAI INDUSTRIES BHD (8478)

HWATAI

Price updated at 15 Sep 2021 16:56

Last: 0.790	Change: -0.035	Volume: 34,714
	Change (%): -4.24	Range: 0.775 - 0.840

TA Scanner Results based on historical data up to 15 Sep 2021

Condition	Signal	Explanation
Accumulation Distribution: Bearish Accumulation Distribution	Short	Accumulation distribution decreasing for the last 7 days
Bollinger Band: Low Below Lower Bollinger Band	Neutral	1. Low below lower bollinger band(20,2). 2. Average volume(5) is above 100,000.
CCI: Bullish CCI Oversold And Reversing	Long	1. CCI(26) below -100 and CCI(26) 1 day ago decreasing for the last 3 days. 2. CCI(26) above CCI(26) 1 day ago
Volume: 10 Days large value Buy Up trade	Long	1. 150K value Buy Up greater than Sell Down by 20% for 10 days. 2. 50K-100K value Buy Up greater than Sell Down by 20% for 10 days. 3. Average volume(10) is above 1000000
Volume: 5 Days large value Buy Up trade	Long	1. 150K value Buy Up greater than Sell Down by 20% for 5 days. 2. 50K-100K value Buy Up greater than Sell Down by 20% for 5 days. 3. Average volume(10) is above 1000000
Williams %R: Bullish Williams %R	Long	1. Williams %R(26) between -80 and -100. 2. Average volume(5) is above 100,000.

SMIS CORPORATION BHD (7132)

SMISCOR

Price updated at 15 Sep 2021 16:59

Last: 0.785	Change: -0.040	Volume: 10,584
	Change (%): -4.85	Range: 0.780 - 0.835

TA Scanner Results based on historical data up to 15 Sep 2021

Condition	Signal	Explanation
Bollinger Band: High Above Upper Bollinger Band	Neutral	1. High above upper bollinger band(20,2). 2. Average volume(5) is above 100,000.
DM: Bullish Directional Movement	Long	-DI(14) crossed below +DI(14)
Donchian Channels: High Above Upper Donchian Channels	Long	High crossed above the upper Donchian Channel(14,4)
RSI: Short Term RSI 50 Bullish Crossover	Long	1. RSI(20) crossed above 50 within the last 1 day and RSI(20) 1 day ago below 50 for the last 5 days. 2. Volume above average volume(125). 3. Average volume(5) is above 100,000.
Volume: Volume Spike	Long	1. Volume is more than 500% above average volume(10). 2. Volume above 200000. 3. Close price above 0.10

TIMBERWELL BHD (7854)

TIMWELL

Price updated at 15 Sep 2021 16:50

Last: 0.630	Change: -0.005	Volume: 540
	Change (%): -0.79	Range: 0.630 - 0.640

TA Scanner Results based on historical data up to 15 Sep 2021

Condition	Signal	Explanation
Bollinger Band: Bullish Lower Bollinger Band Support	Long	1. Low 1 day ago below lower bollinger band(20,2). 2. Close above close 1 day ago. 3. Average volume(5) is above 100,000.
Candlestick: Bullish Engulfing	Long	Bullish: Engulfing
DM: Bullish Directional Movement	Long	-DI(14) crossed below +DI(14)
Williams %R: Bullish Williams %R	Long	1. Williams %R(26) between -80 and -100. 2. Average volume(5) is above 100,000.



Insider Activity

Definition

Insider Activity shows the trades made by substantial shareholders or directors of the company. Purchases by the directors and company share buyback may indicate the share price is undervalued and brings confidence to the price trend of the share price.



ShareInvestor WebPro > Fundamental > Insider Trades > click Search tab > Select Bursa > click Stock name > scroll up and leave at <Select Counter> Type Date Range for Announcement Date > click Search

Notice Period is 05 September 2021 - 11 September 2021					
Effective Change Date	Stock Name	Buyer/ Seller Name (Classification)	Bought / (Sold) ('000)	No. of Shares After Trade ('000)	
			Total	Total	% Held
06 Sep 2021 - 08 Sep 2021	3A	MR TEO KWEE HOCK [SSH]	-37	50,120	10.224
02 Sep 2021 - 03 Sep 2021	3A	MR TEO KWEE HOCK [SSH]	116	50,157	10.231
07 Sep 2021 - 07 Sep 2021	AEMULUS	MR ONG CHONG CHEE [DIR/CEO]	-270	130	0.021
07 Sep 2021 - 07 Sep 2021	AEON	EMPLOYEES PROVIDENT FUND BOARD [SSH]	-74	145,692	10.377
06 Sep 2021 - 06 Sep 2021	AEON	EMPLOYEES PROVIDENT FUND BOARD [SSH]	17	145,766	10.382
03 Sep 2021 - 03 Sep 2021	AEON	EMPLOYEES PROVIDENT FUND BOARD [SSH]	614	145,749	10.381
01 Sep 2021 - 01 Sep 2021	AEON	EMPLOYEES PROVIDENT FUND BOARD [SSH]	200	145,135	10.337
09 Sep 2021 - 09 Sep 2021	AIRPORT	KUMPULAN WANG PERSARAAN (DIPERBADANKAN) [SSH]	-100	92,167	5.555
06 Sep 2021 - 06 Sep 2021	AIRPORT	EMPLOYEES PROVIDENT FUND BOARD [SSH]	863	256,021	15.43
06 Sep 2021 - 06 Sep 2021	AIRPORT	KUMPULAN WANG PERSARAAN (DIPERBADANKAN) [SSH]	-657	92,267	5.561
02 Sep 2021 - 02 Sep 2021	AIRPORT	EMPLOYEES PROVIDENT FUND BOARD [SSH]	31	256,156	15.378
01 Sep 2021 - 01 Sep 2021	AIRPORT	EMPLOYEES PROVIDENT FUND BOARD [SSH]	6	255,125	15.376
03 Sep 2021 - 03 Sep 2021	ALLIANZ	EMPLOYEES PROVIDENT FUND BOARD [SSH]	50	11,044	6.222
09 Sep 2021 - 09 Sep 2021	AMEDIA	MR CHOW ZEE NENG [SSH]	-3,375		
02 Sep 2021 - 06 Sep 2021	AMEDIA	MR CHOW ZEE NENG [SSH]	-2,450	15,000	6.264
02 Sep 2021 - 07 Sep 2021	ANCOMBL	DATO SIEW KA WEI [SSH]	-260	160,780	33.971
02 Sep 2021 - 07 Sep 2021	ANCOMBL	DATO SIEW KA WEI [DIR/CEO]	-260	160,780	33.971
03 Sep 2021 - 07 Sep 2021	ANJIOO	DATO LIM AJUN CHUAN [DIR/CEO]	-80	1,556	0.287
08 Sep 2021 - 08 Sep 2021	APB	TAN TENG KHUAN [DIR/CEO]	-22	86	0.078
03 Sep 2021 - 03 Sep 2021	APB	TAN TENG KHUAN [DIR/CEO]	-34	108	0.098
06 Sep 2021 - 09 Sep 2021	APM	DATO TAN HENG CHEW [DIR/CEO]	32	103,833	53.113
06 Sep 2021 - 09 Sep 2021	APM	DATO TAN HENG CHEW [SSH]	32	100,230	51.27
02 Sep 2021 - 03 Sep 2021	APM	DATO TAN HENG CHEW [DIR/CEO]	94	103,801	53.097
02 Sep 2021 - 03 Sep 2021	APM	DATO TAN HENG CHEW [SSH]	94	100,198	51.254
06 Sep 2021 - 06 Sep 2021	ASTRO	EMPLOYEES PROVIDENT FUND BOARD ("EPF") [SSH]	-882	360,516	6.914
03 Sep 2021 - 03 Sep 2021	ASTRO	EMPLOYEES PROVIDENT FUND BOARD ("EPF") [SSH]	-629	361,293	6.929
02 Sep 2021 - 02 Sep 2021	ASTRO	EMPLOYEES PROVIDENT FUND BOARD ("EPF") [SSH]	-1,056	361,922	6.941
01 Sep 2021 - 01 Sep 2021	ASTRO	EMPLOYEES PROVIDENT FUND BOARD ("EPF") [SSH]	-224	362,978	6.961
03 Sep 2021 - 03 Sep 2021	AXIATA	EMPLOYEES PROVIDENT FUND BOARD [SSH]	-368	1,558,664	16.992
02 Sep 2021 - 02 Sep 2021	AXIATA	EMPLOYEES PROVIDENT FUND BOARD [SSH]	-82	1,559,032	16.996
01 Sep 2021 - 01 Sep 2021	AXIATA	EMPLOYEES PROVIDENT FUND BOARD [SSH]	-210	1,559,114	16.997
06 Sep 2021 - 06 Sep 2021	AXREIT	LEMBAGA TABUNG HAJI [SSH]	112	74,867	5.176
06 Sep 2021 - 06 Sep 2021	AXREIT	KUMPULAN WANG PERSARAAN (DIPERBADANKAN) [SSH]	144	176,153	12.178
08 Sep 2021 - 08 Sep 2021	BAHVEST	DATUK LO FUJI MING [DIR/CEO]	-10,000	187,446	15.21
08 Sep 2021 - 08 Sep 2021	BAHVEST	DATUK LO FUJI MING [SSH]	-10,000	187,446	15.21
09 Sep 2021 - 09 Sep 2021	BAUTO	KUMPULAN WANG PERSARAAN (DIPERBADANKAN) [SSH]	-50	58,164	5.008
07 Sep 2021 - 07 Sep 2021	BAUTO	EMPLOYEES PROVIDENT FUND BOARD [SSH]	-548	228,534	19.677
07 Sep 2021 - 08 Sep 2021	BAUTO	PRUDENTIAL PLC [SSH]	600	60,024	5.168
08 Sep 2021 - 08 Sep 2021	BAUTO	KUMPULAN WANG PERSARAAN (DIPERBADANKAN) [SSH]	150	58,214	5.012
07 Sep 2021 - 08 Sep 2021	BAUTO	DATO AMER HAMZAH BIN AHMAD [SSH]	90	170,964	14.72
07 Sep 2021 - 08 Sep 2021	BAUTO	DATO SRI YEOH CHOON SAN [DIR/CEO]	90	170,008	14.637
07 Sep 2021 - 08 Sep 2021	BAUTO	DATO SRI YEOH CHOON SAN [SSH]	90	170,008	14.637
07 Sep 2021 - 08 Sep 2021	BAUTO	DATO LEE KOK CHUAN [SSH]	90	168,471	14.505
07 Sep 2021 - 08 Sep 2021	BAUTO	DATO LEE KOK CHUAN [DIR/CEO]	90	168,471	14.505
07 Sep 2021 - 08 Sep 2021	BAUTO	DYNAMIC MILESTONE SDN BHD [SSH]	90	166,520	14.337
06 Sep 2021 - 06 Sep 2021	BAUTO	EMPLOYEES PROVIDENT FUND BOARD [SSH]	-325	229,082	19.724
07 Sep 2021 - 07 Sep 2021	BAUTO	KUMPULAN WANG PERSARAAN (DIPERBADANKAN) [SSH]	100	58,429	5.031
07 Sep 2021 - 07 Sep 2021	BAUTO	KUMPULAN WANG PERSARAAN (DIPERBADANKAN) [SSH]	-365		
06 Sep 2021 - 06 Sep 2021	BAUTO	KUMPULAN WANG PERSARAAN (DIPERBADANKAN) [SSH]	-217	58,329	5.022
03 Sep 2021 - 03 Sep 2021	BAUTO	KUMPULAN WANG PERSARAAN (DIPERBADANKAN) [SSH]	-300	58,546	5.041
30 Aug 2021 - 30 Aug 2021	BCMALL	CITA REALITI SDN. BHD. [SSH]			
09 Aug 2021 - 26 Aug 2021	BCMALL	CITA REALITI SDN. BHD. [SSH]	-11,932	62,388	9.968
26 Aug 2021 - 26 Aug 2021	BCMALL	M N C WIRELESS BERHAD [SSH]	-14,945		
09 Aug 2021 - 25 Aug 2021	BCMALL	M N C WIRELESS BERHAD [SSH]	4,600	45,382	7.251
06 Sep 2021 - 06 Sep 2021	BIMB	EMPLOYEES PROVIDENT FUND BOARD [SSH]	-430	273,470	13.174
03 Sep 2021 - 03 Sep 2021	BIMB	EMPLOYEES PROVIDENT FUND BOARD [SSH]	-500	273,900	13.194
02 Sep 2021 - 02 Sep 2021	BIMB	EMPLOYEES PROVIDENT FUND BOARD [SSH]	-300	274,400	13.219
01 Sep 2021 - 01 Sep 2021	BIMB	EMPLOYEES PROVIDENT FUND BOARD [SSH]	-300	274,700	13.233
06 Sep 2021 - 07 Sep 2021	BJCORP-LD	TAN SRI DATO SRI VINCENT TAN CHEE YIUON [DIR/CEO]	-500	184,183	39.623
08 Sep 2021 - 08 Sep 2021	BJFOOD	PERTUBUHAN KESELAMATAN SOSIAL [SSH]	-32	17,943	5.019
07 Sep 2021 - 07 Sep 2021	BJFOOD	PERTUBUHAN KESELAMATAN SOSIAL [SSH]	-25	17,975	5.027
02 Sep 2021 - 02 Sep 2021	BJFOOD	TAN SRI DATO SRI VINCENT TAN CHEE YIUON [SSH]	-12,053	224,103	62.681
02 Sep 2021 - 02 Sep 2021	BJFOOD	PERTUBUHAN KESELAMATAN SOSIAL [SSH]	16,000	18,000	5.03
10 Sep 2021 - 10 Sep 2021	BORNOIL	DATUK JOSEPH LEE YOK MIN @ AMBROSE [DIR/CEO]	200	146,989	2.036
09 Sep 2021 - 09 Sep 2021	BORNOIL	DATUK JOSEPH LEE YOK MIN @ AMBROSE [DIR/CEO]	200	146,789	2.033
08 Sep 2021 - 08 Sep 2021	BORNOIL	DATUK JOSEPH LEE YOK MIN @ AMBROSE [DIR/CEO]	200	146,589	2.032
07 Sep 2021 - 07 Sep 2021	BORNOIL	DATUK JOSEPH LEE YOK MIN @ AMBROSE [DIR/CEO]	200	146,389	2.029
06 Sep 2021 - 06 Sep 2021	BORNOIL	DATUK JOSEPH LEE YOK MIN @ AMBROSE [DIR/CEO]	1,000	146,189	2.026
07 Sep 2021 - 07 Sep 2021	BPURI	DATO NEOH SOO KEAT [SSH]	5,000	78,381	5.33
08 Sep 2021 - 08 Sep 2021	BSLCORP	CITA REALITI SDN. BHD. [SSH]	446	5,179	5.359
07 Sep 2021 - 08 Sep 2021	BSLCORP	BCM ALLIANCE BERHAD [SSH]	1,050	8,263	8.551
06 Sep 2021 - 06 Sep 2021	BSLCORP	BCM ALLIANCE BERHAD [SSH]	7,213	7,213	7.464
07 Sep 2021 - 07 Sep 2021	BTECH	MR PANG WEE SEE [SSH]	630	116,664	46.295
07 Sep 2021 - 07 Sep 2021	BTECH	PANG WEE SEE [DIR/CEO]	630	116,664	46.295
07 Sep 2021 - 07 Sep 2021	BTECH	YEE OII PAH @ YEE OOI WAH [DIR/CEO]	630	116,327	46.162
09 Sep 2021 - 09 Sep 2021	BURSA	KUMPULAN WANG PERSARAAN (DIPERBADANKAN) [SSH]	38	90,698	11.207
06 Sep 2021 - 06 Sep 2021	BURSA	EMPLOYEES PROVIDENT FUND BOARD [SSH]	-69	59,665	7.372

Disclaimer: The information in Insider Activity is extracted from www.shareinvestor.com/fundamental/insider_trades. The information on this page is provided as a service to readers. It does not constitute financial advice and/or any investment recommendations. We assume no liability for damages resulting from or arising out of the use of such information. Whilst every effort is made to ensure accuracy, the information presented is not the official record of shareholder filings. Readers are advised to read the original filings on the Bursa Malaysia website at www.bursamalaysia.com

Notice Period is 05 September 2021 - 11 September 2021					
Effective Change Date	Stock Name	Buyer/ Seller Name (Classification)	Bought / (Sold) ('000)	No. of Shares After Trade ('000)	
			Total	Total	% Held
03 Sep 2021 - 03 Sep 2021	BURSA	EMPLOYEES PROVIDENT FUND BOARD [SSH]	-500	59,734	7.381
06 Sep 2021 - 06 Sep 2021	BURSA	KUMPULAN WANG PERSARAAN (DIPERBADANKAN) [SSH]	10	90,660	11.202
02 Sep 2021 - 02 Sep 2021	BURSA	EMPLOYEES PROVIDENT FUND BOARD [SSH]	-107	60,234	7.443
01 Sep 2021 - 01 Sep 2021	BURSA	EMPLOYEES PROVIDENT FUND BOARD [SSH]	-274	60,341	7.456
03 Sep 2021 - 06 Sep 2021	CAELY	DATO WIRA NG CHUN HAU [DIR/CEO]	239	66,007	25.64
03 Sep 2021 - 06 Sep 2021	CAELY	DATO WIRA NG CHUN HAU [SSH]	239	66,007	25.64
01 Sep 2021 - 01 Sep 2021	CAELY	DATO WIRA NG CHUN HAU [DIR/CEO]	90	65,768	25.547
01 Sep 2021 - 01 Sep 2021	CAELY	DATO WIRA NG CHUN HAU [SSH]	90	65,768	25.547
07 Sep 2021 - 07 Sep 2021	CHEETAH	CHIA YOON YUEN HOLDINGS SDN BHD [SSH]	20,000	30,000	8.706
07 Sep 2021 - 07 Sep 2021	CHEETAH	MR CHIA KEE KWEI [DIR/CEO]	20,000	30,000	8.706
07 Sep 2021 - 07 Sep 2021	CHEETAH	MR CHIA KEE KWEI [SSH]	20,000	30,000	8.706
07 Sep 2021 - 07 Sep 2021	CHEETAH	MR CHIA KEE FOO [SSH]	20,000	30,000	8.706
09 Sep 2021 - 09 Sep 2021	CHHB	TAN SRI LEE KIM TIONG @ LEE KIM YEW [DIR/CEO]	7	179,472	65.607
09 Sep 2021 - 09 Sep 2021	CHHB	TAN SRI LEE KIM TIONG @ LEE KIM YEW [SSH]	7	179,472	65.607
08 Sep 2021 - 08 Sep 2021	CHHB	TAN SRI LEE KIM TIONG @ LEE KIM YEW [SSH]	8	179,465	65.605
08 Sep 2021 - 08 Sep 2021	CHHB	TAN SRI LEE KIM TIONG @ LEE KIM YEW [DIR/CEO]	8	179,465	65.605
07 Sep 2021 - 07 Sep 2021	CHHB	TAN SRI LEE KIM TIONG @ LEE KIM YEW [DIR/CEO]	10	179,457	65.602
07 Sep 2021 - 07 Sep 2021	CHHB	TAN SRI LEE KIM TIONG @ LEE KIM YEW [SSH]	10	179,457	65.602
06 Sep 2021 - 06 Sep 2021	CHHB	TAN SRI LEE KIM TIONG @ LEE KIM YEW [DIR/CEO]	8	179,447	65.598
06 Sep 2021 - 06 Sep 2021	CHHB	LEE KIM TIONG @ LEE KIM YEW [SSH]	8	179,447	65.598
03 Sep 2021 - 03 Sep 2021	CHHB	TAN SRI LEE KIM TIONG @ LEE KIM YEW [SSH]	8	179,439	65.595
03 Sep 2021 - 03 Sep 2021	CHHB	TAN SRI LEE KIM TIONG @ LEE KIM YEW [DIR/CEO]	8	179,439	65.595
09 Sep 2021 - 09 Sep 2021	CIMB	KUMPULAN WANG PERSARAAN (DIPERBADANKAN) [SSH]	5,634	683,594	6.82
07 Sep 2021 - 07 Sep 2021	CIMB	EMPLOYEES PROVIDENT FUND BOARD [SSH]	-2,218	1,515,248	15.13
09 Sep 2021 - 09 Sep 2021	CIMB	KHAZANAH NASIONAL BERHAD [SSH]	-138,441	2,566,307	25.63
08 Sep 2021 - 08 Sep 2021	CIMB	KUMPULAN WANG PERSARAAN (DIPERBADANKAN) [SSH]	-855	677,960	6.77
06 Sep 2021 - 06 Sep 2021	CIMB	EMPLOYEES PROVIDENT FUND BOARD [SSH]	-1,137	1,517,465	15.15
07 Sep 2021 - 07 Sep 2021	CIMB	KUMPULAN WANG PERSARAAN (DIPERBADANKAN) [SSH]	89	678,815	6.78
03 Sep 2021 - 03 Sep 2021	CIMB	EMPLOYEES PROVIDENT FUND BOARD [SSH]	-4,000	1,518,603	15.16
02 Sep 2021 - 02 Sep 2021	CIMB	EMPLOYEES PROVIDENT FUND BOARD [SSH]	-4,000	1,522,603	15.2
01 Sep 2021 - 01 Sep 2021	CIMB	EMPLOYEES PROVIDENT FUND BOARD [SSH]	-3,000	1,526,603	15.24
01 Sep 2021 - 01 Sep 2021	CIMB	KUMPULAN WANG PERSARAAN (DIPERBADANKAN) [SSH]	176	679,226	6.78
07 Sep 2021 - 08 Sep 2021	CMSB	LEMBAGA TABUNG HAJI [SSH]	-100	82,665	7.694
10 Sep 2021 - 10 Sep 2021	CNASIA	DATUK SERI TAN CHOON HWA [SSH]	2,236	9,960	6.024
10 Sep 2021 - 10 Sep 2021	CNASIA	DATUK SERI TAN CHOON HWA [DIR/CEO]	2,236	9,960	6.024
09 Sep 2021 - 09 Sep 2021	CNASIA	DATUK SERI TAN CHOON HWA [DIR/CEO]	2,265	7,911	4.785
09 Sep 2021 - 09 Sep 2021	CNASIA	DATUK SERI TAN CHOON HWA [DIR/CEO]	-186	7,725	4.672
09 Sep 2021 - 09 Sep 2021	CNASIA	DATUK SERI TAN CHOON HWA [DIR/CEO]	-575	4,746	15.715
09 Sep 2021 - 09 Sep 2021	CNASIA	DATUK SERI TAN CHOON HWA [DIR/CEO]	2,265	7,911	4.785
03 Sep 2021 - 03 Sep 2021	CNASIA	DATUK SERI TAN CHOON HWA [DIR/CEO]	-1,587	5,646	3.415
03 Sep 2021 - 03 Sep 2021	CNASIA	DATUK SERI TAN CHOON HWA [DIR/CEO]	-247	5,321	17.619
10 Sep 2021 - 10 Sep 2021	COMFORT	DATO LAU ENG GUANG [DIR/CEO]	-2,500	20,932	12.021
08 Sep 2021 - 08 Sep 2021	COMFORT	DATO LAU ENG GUANG [DIR/CEO]	-1,300	23,432	13.457
07 Sep 2021 - 07 Sep 2021	COMFORT	DATO LAU ENG GUANG [DIR/CEO]	-270	24,732	14.203
10 Sep 2021 - 10 Sep 2021	CUSCAPI	DATUK JAYAKUMAR A/L PANNEER SELVAM [SSH]	710	210,148	24.456
10 Sep 2021 - 10 Sep 2021	CUSCAPI	DATUK JAYAKUMAR A/L PANNEER SELVAM [DIR/CEO]	710	210,148	24.456
10 Sep 2021 - 10 Sep 2021	CUSCAPI	ULTIMATE QUALITY SUCCESS SDN. BHD. [SSH]	710	128,615	14.968
09 Sep 2021 - 09 Sep 2021	CUSCAPI	DATUK JAYAKUMAR A/L PANNEER SELVAM [DIR/CEO]	1,843	209,438	24.373
09 Sep 2021 - 09 Sep 2021	CUSCAPI	DATUK JAYAKUMAR A/L PANNEER SELVAM [SSH]	1,843	209,438	24.373
09 Sep 2021 - 09 Sep 2021	CUSCAPI	ULTIMATE QUALITY SUCCESS SDN. BHD. [SSH]	1,843	127,905	14.885
03 Sep 2021 - 03 Sep 2021	CYPARK	EMPLOYEES PROVIDENT FUND BOARD [SSH]	1,500	34,833	6.914
06 Sep 2021 - 08 Sep 2021	D&O	MR GOH NAN YANG [DIR/CEO]	-110	4,263	0.359
03 Sep 2021 - 03 Sep 2021	DATAPRRP	TAN SRI MUHAMMAD IKMAL OPAT BIN ABDULLAH [SSH]	-14,000	300,855	44.9
03 Sep 2021 - 03 Sep 2021	DATAPRRP	WIDAB BUSINESS GROUP SDN BHD [SSH]	-14,000	300,555	44.86
03 Sep 2021 - 03 Sep 2021	DATAPRRP	WARDAH COMMUNICATION SDN BHD [SSH]	-14,000	300,555	44.86
07 Sep 2021 - 07 Sep 2021	DIALOG	EMPLOYEES PROVIDENT FUND BOARD [SSH]	-1,435	668,011	11.84
06 Sep 2021 - 06 Sep 2021	DIALOG	EMPLOYEES PROVIDENT FUND BOARD [SSH]	-487	669,446	11.86
01 Sep 2021 - 01 Sep 2021	DIALOG	EMPLOYEES PROVIDENT FUND BOARD [SSH]	8	670,433	11.88
07 Sep 2021 - 07 Sep 2021	DIGI	EMPLOYEES PROVIDENT FUND BOARD [SSH]	43	1,172,316	15.078
06 Sep 2021 - 06 Sep 2021	DIGI	EMPLOYEES PROVIDENT FUND BOARD [SSH]	56		

Notice Period is 05 September 2021 - 11 September 2021

Effective Change Date	Stock Name	Buyer/ Seller Name [Classification]	Bought / (Sold) ('000)		
			Total	No. of Shares After Trade ('000)	% Held
06 Sep 2021 - 06 Sep 2021	EG	DATO' KANG PANG KIANG [DIR/CEO]	450	36,681	10.14
03 Sep 2021 - 03 Sep 2021	EG	DATO' KANG PANG KIANG [DIR/CEO]	892	36,231	10.016
03 Sep 2021 - 03 Sep 2021	EG	DATO' KANG PANG KIANG [SSH]	892	36,231	10.016
07 Sep 2021 - 07 Sep 2021	ELSOFT	MR TAN CHEIK EAIK [SSH]	288	159,389	23.66
07 Sep 2021 - 07 Sep 2021	ELSOFT	MR TAN CHEIK EAIK [DIR/CEO]	288	159,389	23.66
07 Sep 2021 - 07 Sep 2021	ELSOFT	MR OOI TOON KIT [DIR/CEO]	150	2,454	0.364
07 Sep 2021 - 07 Sep 2021	ELSOFT	DATO AGATHA FOO TET SIN [DIR/CEO]	150	150	0.022
09 Sep 2021 - 09 Sep 2021	EMETALL	DATO' GOH CHENG HUAT [SSH]	40	114,746	56.328
09 Sep 2021 - 09 Sep 2021	EMETALL	DATIN TAN PAK SAY [SSH]	40	114,746	56.328
09 Sep 2021 - 09 Sep 2021	EMETALL	DATO' GOH CHENG HUAT [DIR/CEO]	40	114,746	56.328
08 Sep 2021 - 08 Sep 2021	EMETALL	DATIN TAN PAK SAY [SSH]	50	114,706	56.308
08 Sep 2021 - 08 Sep 2021	EMETALL	DATO' GOH CHENG HUAT [SSH]	50	114,706	56.308
08 Sep 2021 - 08 Sep 2021	EMETALL	DATO' GOH CHENG HUAT [DIR/CEO]	50	114,706	56.308
07 Sep 2021 - 07 Sep 2021	EMETALL	DATIN TAN PAK SAY [SSH]	35	114,656	56.284
07 Sep 2021 - 07 Sep 2021	EMETALL	DATO' GOH CHENG HUAT [DIR/CEO]	35	114,656	56.284
07 Sep 2021 - 07 Sep 2021	EMETALL	DATO' GOH CHENG HUAT [SSH]	35	114,656	56.284
10 Sep 2021 - 10 Sep 2021	ENGTEX-WB	DATO' NG HOOK [SSH]	34,766	34,766	31.87
08 Sep 2021 - 08 Sep 2021	ENGTEX-WB	DATIN YAP SENG KUAN [SSH]	34,766	34,766	31.87
08 Sep 2021 - 08 Sep 2021	ENGTEX-WB	DATIN YAP SENG KUAN [DIR/CEO]	34,766	34,766	31.87
08 Sep 2021 - 08 Sep 2021	ENGTEX-WB	DATO' NG HOOK [DIR/CEO]	34,766	34,766	31.87
08 Sep 2021 - 08 Sep 2021	ENGTEX-WB	MR NG CHOOI GUAN [DIR/CEO]	5,796	5,796	5.313
08 Sep 2021 - 08 Sep 2021	ENGTEX-WB	MR NG YIK SOON [DIR/CEO]	2,469	2,469	2.263
03 Sep 2021 - 03 Sep 2021	F&N	EMPLOYEES PROVIDENT FUND BOARD [SSH]	-19	46,392	12.648
02 Sep 2021 - 02 Sep 2021	F&N	EMPLOYEES PROVIDENT FUND BOARD [SSH]	-6	46,411	12.654
02 Sep 2021 - 06 Sep 2021	FIAMMA	MR NGO WEE BIN [SSH]	-1,000	83,000	16.829
06 Sep 2021 - 06 Sep 2021	FOCUS	FINTEC GLOBAL BERHAD [SSH]	35,655	1,951,897	30.631
03 Sep 2021 - 03 Sep 2021	FOCUS	FINTEC GLOBAL BERHAD [SSH]	8,053	1,916,242	30.072
02 Sep 2021 - 02 Sep 2021	FOCUS	FINTEC GLOBAL BERHAD [SSH]	14,091	1,908,189	29.946
02 Sep 2021 - 02 Sep 2021	PPGROUP	TAN SIN KHOON [SSH]	200	213,000	39.352
02 Sep 2021 - 02 Sep 2021	PPGROUP	MR TAN SIN KHOON [DIR/CEO]	200	213,000	39.352
07 Sep 2021 - 08 Sep 2021	G3	MR PUAN CHAN CHEONG [DIR/CEO]	-66	249,361	11.522
07 Sep 2021 - 08 Sep 2021	G3	GREEN PACKET HOLDINGS LTD [SSH]	-66	249,361	11.522
07 Sep 2021 - 08 Sep 2021	G3	GREEN PACKET BERHAD [SSH]	-66	249,361	11.522
07 Sep 2021 - 08 Sep 2021	G3	MR PUAN CHAN CHEONG [SSH]	-66	249,361	11.522
07 Sep 2021 - 07 Sep 2021	GAMUDA	EMPLOYEES PROVIDENT FUND BOARD (EPF BOARD) [SSH]	-300	367,649	14.63
03 Sep 2021 - 03 Sep 2021	GAMUDA	EMPLOYEES PROVIDENT FUND BOARD (EPF BOARD) [SSH]	-300	367,949	14.64
02 Sep 2021 - 02 Sep 2021	GAMUDA	EMPLOYEES PROVIDENT FUND BOARD (EPF BOARD) [SSH]	200	368,249	14.65
01 Sep 2021 - 01 Sep 2021	GAMUDA	EMPLOYEES PROVIDENT FUND BOARD (EPF BOARD) [SSH]	200	368,049	14.64
03 Sep 2021 - 03 Sep 2021	GBGAQRS	EMPLOYEES PROVIDENT FUND BOARD [SSH]	82	39,304	7.241
02 Sep 2021 - 02 Sep 2021	GBGAQRS	EMPLOYEES PROVIDENT FUND BOARD [SSH]	1,183	39,223	7.226
03 Sep 2021 - 03 Sep 2021	GENETEC	MADAM ONG PHOE BE [DIR/CEO]	-0.5	70	0.135
01 Sep 2021 - 01 Sep 2021	GENP	EMPLOYEES PROVIDENT FUND BOARD [SSH]	-14	124,963	13.928
07 Sep 2021 - 07 Sep 2021	GIIB	MR TAI QIAO [SSH]	38,325	76,195	12.886
07 Sep 2021 - 07 Sep 2021	GIIB	MR TAI QIAO [DIR/CEO]	38,325	76,195	12.886
07 Sep 2021 - 07 Sep 2021	GIIB	MR TAI BOON WEE [SSH]	38,285	76,115	12.873
07 Sep 2021 - 07 Sep 2021	GIIB	MR TAI QISHENG [SSH]	38,285	76,115	12.872
07 Sep 2021 - 07 Sep 2021	GIIB	MR TAI BOON WEE [DIR/CEO]	38,285	76,115	12.873
07 Sep 2021 - 07 Sep 2021	GIIB	MR TAI QISHENG [DIR/CEO]	38,285	76,115	12.872
07 Sep 2021 - 07 Sep 2021	GIIB	MR WONG WENG YEW [DIR/CEO]	18,025	36,050	6.097
07 Sep 2021 - 07 Sep 2021	GIIB	MR WONG WENG YEW [SSH]	18,025	36,050	6.097
03 Sep 2021 - 06 Sep 2021	GIIB	MR YEE WEI MENG [SSH]	-5,750	42,869	7.25
07 Sep 2021 - 07 Sep 2021	GIIB-WA	MR TAI QIAO [SSH]	38,325	38,325	16.783
07 Sep 2021 - 07 Sep 2021	GIIB-WA	MR TAI QIAO [DIR/CEO]	38,325	38,325	16.783
07 Sep 2021 - 07 Sep 2021	GIIB-WA	MR TAI BOON WEE [SSH]	38,285	38,285	16.766
07 Sep 2021 - 07 Sep 2021	GIIB-WA	MR TAI QISHENG [SSH]	38,285	38,285	16.766
07 Sep 2021 - 07 Sep 2021	GIIB-WA	MR TAI QISHENG [DIR/CEO]	38,285	38,285	16.766
07 Sep 2021 - 07 Sep 2021	GIIB-WA	MR TAI BOON WEE [DIR/CEO]	38,285	38,285	16.766
07 Sep 2021 - 07 Sep 2021	GIIB-WA	MR WONG WENG YEW [DIR/CEO]	18,025	18,025	7.893
07 Sep 2021 - 07 Sep 2021	GIIB-WA	MR WONG WENG YEW [SSH]	18,025	18,025	7.893
06 Sep 2021 - 06 Sep 2021	GPACKET	MR PUAN CHAN CHEONG [SSH]	-200	167,603	12.903
06 Sep 2021 - 06 Sep 2021	GPACKET	MR PUAN CHAN CHEONG [DIR/CEO]	-200	167,603	12.903
06 Sep 2021 - 06 Sep 2021	GPACKET	GREEN PACKET HOLDINGS LTD [SSH]	-200	122,426	9.423
03 Sep 2021 - 03 Sep 2021	GREATEC	DATO' SERI WONG SIEW HAI [DIR/CEO]	10	839	0.067
09 Sep 2021 - 10 Sep 2021	GTRONIC	GENERAL PRODUCE AGENCY SDN. BERHAD [SSH]	8	53,083	
09 Sep 2021 - 10 Sep 2021	GTRONIC	MR NG KWENG CHONG [DIR/CEO]	8	38,858	5.8
09 Sep 2021 - 10 Sep 2021	GTRONIC	MR NG KWENG CHONG [SSH]	8	35,963	
06 Sep 2021 - 08 Sep 2021	GTRONIC	GENERAL PRODUCE AGENCY SDN. BERHAD [SSH]	12	53,075	
06 Sep 2021 - 08 Sep 2021	GTRONIC	MR NG KWENG CHONG [DIR/CEO]	12	38,850	5.8
06 Sep 2021 - 08 Sep 2021	GTRONIC	MR NG KWENG CHONG [SSH]	12	35,955	
06 Sep 2021 - 06 Sep 2021	HARNLEN	MR LOW KUEK KIONG [DIR/CEO]	201	124,663	66.51
06 Sep 2021 - 06 Sep 2021	HARNLEN	MR LOW KUEK KIONG [SSH]	201	123,663	65.98
06 Sep 2021 - 06 Sep 2021	HARNLEN	PUAN SRI DATIN CHAN PUI LEORN [DIR/CEO]	201	123,078	65.67
06 Sep 2021 - 06 Sep 2021	HARNLEN	PUAN SRI DATIN CHAN PUI LEORN [SSH]	201	123,078	65.67
06 Sep 2021 - 06 Sep 2021	HARNLEN	MR LOW KOK YAOW [SSH]	201	122,848	65.55
06 Sep 2021 - 06 Sep 2021	HARNLEN	MR LOW KOK YAOW [DIR/CEO]	201	122,647	65.62
06 Sep 2021 - 06 Sep 2021	HARNLEN	MR LOW KWEE LEE [DIR/CEO]	201	118,538	63.25
06 Sep 2021 - 06 Sep 2021	HARNLEN	MR LOW KWEE LEE [SSH]	201	118,463	63.21
06 Sep 2021 - 06 Sep 2021	HARNLEN	MR LOW KUECK SHIN [DIR/CEO]	101	118,313	63.13
06 Sep 2021 - 06 Sep 2021	HARNLEN	MR LOW KUECK SHIN [SSH]	101	118,263	63.1
06 Sep 2021 - 06 Sep 2021	HARNLEN	TAN SRI DATO' LOW NAM HUI (DECEASED) [SSH]	201	117,963	62.94
06 Sep 2021 - 06 Sep 2021	HARNLEN	LNH ENTERPRISE SDN BHD [SSH]	201	49,812	26.58
03 Sep 2021 - 06 Sep 2021	HARNLEN	MR LOW KOK YONG [SSH]	44	122,931	65.59
03 Sep 2021 - 06 Sep 2021	HARNLEN	MR LOW KOK YONG [DIR/CEO]	44	122,931	65.59
03 Sep 2021 - 06 Sep 2021	HARNLEN	MR LOW KUEK KONG [DIR/CEO]	141	118,363	63.15
06 Aug 2021 - 03 Sep 2021	HARNLEN	MR LOW KUEK KONG [SSH]	141	118,363	63.15
06 Sep 2021 - 08 Sep 2021	HARNLEN-WB	MR LOW KOK YONG [DIR/CEO]	820	20,530	41.14
06 Sep 2021 - 08 Sep 2021	HARNLEN-WB	PUAN SRI DATIN CHAN PUI LEORN [DIR/CEO]	820	20,479	41.04
06 Sep 2021 - 08 Sep 2021	HARNLEN-WB	MR LOW KOK YAOW [DIR/CEO]	820	20,314	40.71
07 Sep 2021 - 07 Sep 2021	HARTA	EMPLOYEES PROVIDENT FUND BOARD [SSH]	398	282,605	8.245
06 Sep 2021 - 06 Sep 2021	HARTA	EMPLOYEES PROVIDENT FUND BOARD [SSH]	929	282,207	8.233
03 Sep 2021 - 03 Sep 2021	HARTA	EMPLOYEES PROVIDENT FUND BOARD [SSH]	2,025	281,278	8.206
10 Sep 2021 - 10 Sep 2021	HIGHTEC	MR TAN LYE HUAT [DIR/CEO]	-470	61,727	50.727
08 Sep 2021 - 10 Sep 2021	HIGHTEC	MR TAN LYE HUAT [SSH]	-570	61,727	50.727
08 Sep 2021 - 08 Sep 2021	HIGHTEC	MR TAN LYE HUAT [DIR/CEO]	-100	62,197	51.22
06 Sep 2021 - 07 Sep 2021	HIGHTEC	MR TAN LYE HUAT [SSH]	-870	62,297	51.344
07 Sep 2021 - 07 Sep 2021	HIGHTEC	TAN LYE HUAT [DIR/CEO]	-600	62,297	51.344
06 Sep 2021 - 06 Sep 2021	HIGHTEC	TAN LYE HUAT [DIR/CEO]	-270	62,897	52.097
03 Sep 2021 - 03 Sep 2021	HIGHTEC	MR TAN LYE HUAT [SSH]	41,812	63,167	52.424
03 Sep 2021 - 03 Sep 2021	HIGHTEC	MISS TAN SOOK YEE [DIR/CEO]	35,362	53,043	44.022
03 Sep 2021 - 03 Sep 2021	HIGHTEC	MISS TAN SOOK YEE [SSH]	35,362	53,043	44.022
03 Sep 2021 - 03 Sep 2021	HIGHTEC	AFFLUENT FUTURE SDN. BHD. [SSH]	22,960	34,440	28.583
03 Sep 2021 - 03 Sep 2021	HIGHTEC	TAN LYE HUAT HOLDINGS SDN. BHD. [SSH]	10,792	16,189	13.435
07 Sep 2021 - 07 Sep 2021	HLBANK	EMPLOYEES PROVIDENT FUND BOARD [SSH]	-88	208,355	9.985
06 Sep 2021 - 06 Sep 2021	HLBANK	EMPLOYEES PROVIDENT FUND BOARD [SSH]	143	208,442	9.989
03 Sep 2021 - 03 Sep 2021	HLBANK	EMPLOYEES PROVIDENT FUND BOARD [SSH]	-597	208,300	9.983
02 Sep 2021 - 02 Sep 2021	HLBANK	EMPLOYEES PROVIDENT FUND BOARD [SSH]	-278	208,897	10.011
01 Sep 2021 - 01 Sep 2021	HLBANK	EMPLOYEES PROVIDENT FUND BOARD [SSH]	-199	209,175	10.025
07 Sep 2021 - 07 Sep 2021	HOOVER	MR TEO SWEE PHIN [SSH]	31,780	52,230	58.033
07 Sep 2021 - 07 Sep 2021	HOOVER	MR TEO SWEE PHIN [DIR/CEO]	31,780	52,230	58.033
07 Sep 2021 - 07 Sep 2021	HOOVER	MR TEO SWEE LENG [DIR/CEO]	31,717	52,117	57.908
07 Sep 2021 - 07 Sep 2021	HOOVER	DATO' ABD RAHIM BIN JAAFAR [DIR/CEO]	31,717	52,117	57.908

Notice Period is 05 September 2021 - 11 September 2021

Effective Change Date	Stock Name	Buyer/ Seller Name [Classification]	Bought / (Sold) ('000)		
			Total	No. of Shares After Trade ('000)	% Held
07 Sep 2021 - 07 Sep 2021	HOOVER	MR TEO SWEE LENG [SSH]	31,717	52,117	57.908
07 Sep 2021 - 07 Sep 2021	HOOVER	AIM TETAP TEGUH GROUP SDN. BHD. [SSH]	31,717	52,117	57.908
07 Sep 2021 - 07 Sep 2021	HOOVER	DATO' ABD RAHIM BIN JAAFAR [SSH]	31,717	52,117	57.908
03 Sep 2021 - 03 Sep 2021	ICON	DATO' SRI HADIAN BIN HASHIM [DIR/CEO]		78,760	2.914
03 Sep 2021 - 03 Sep 2021	ICTZONE	MR LIM KOK KWANG [DIR/CEO]	50	1,100	1.46
02 Sep 2021 - 02 Sep 2021	IGBB	MR TAN BOON SENG [SSH]	15	58,154	6.486
07 Sep 2021 - 07 Sep 2021	IGBREIT	EMPLOYEES PROVIDENT FUND BOARD ("EPF BOARD") [SSH]	616	377,493	10.576
06 Sep 2021 - 06 Sep 2021	IGBREIT	EMPLOYEES PROVIDENT FUND BOARD ("EPF BOARD") [SSH]	34	376,877	10.559
03 Sep 2021 - 03 Sep 2021	IGBREIT	EMPLOYEES PROVIDENT FUND BOARD ("EPF BOARD") [SSH]	-14	376,843	10.558
02 Sep 2021 - 02 Sep 2021	IGBREIT	EMPLOYEES PROVIDENT FUND BOARD ("EPF BOARD") [SSH]	138	376,857	10.558
01 Sep 2021 - 01 Sep 2021	IGBREIT	EMPLOYEES PROVIDENT FUND BOARD ("EPF BOARD") [SSH]	36	376,719	10.554
07 Sep 2021 - 07 Sep 2021	IHH	EMPLOYEES PROVIDENT FUND BOARD [SSH]	-4,639	770,516	8.777
06 Sep 2021 - 06 Sep 2021	IHH	EMPLOYEES PROVIDENT FUND BOARD [SSH]	-2,122	775,155	8.83
03 Sep 2021 - 03 Sep 2021	IHH	EMPLOYEES PROVIDENT FUND BOARD [SSH]	-1,647	777,277	8.854
02 Sep 2021 - 02 Sep 2021	IHH	EMPLOYEES PROVIDENT FUND BOARD [SSH]	-3,626	778,924	8.873
01 Sep 2021 - 01 Sep 2021	IHH	EMPLOYEES PROVIDENT FUND BOARD [SSH]	-2,786	782,551	8.914
09 Sep 2021 - 09 Sep 2021	IJM	KUMPULAN WANG PERSARAAN (DIPERBADANKAN) [SSH]	-957	304,806	8.495
07 Sep 2021 - 07 Sep 2021	IJM	KUMPULAN WANG PERSARAAN (DIPERBADANKAN) [SSH]	-3,456	305,763	8.519
06 Sep 2021 - 06 Sep 2021	IJM	KUMPULAN WANG PERSARAAN (DIPERBADANKAN) [SSH]	-2,774	309,219	8.614
03 Sep 2021 - 03 Sep 2021	IJM	KUMPULAN WANG PERSARAAN (DIPERBADANKAN) [SSH]	-1,013	311,994	8.691
03 Sep 2021 - 03 Sep 2021	IJMPLNT	ARUSHA ENTERPRISE SDN BHD [SSH]	1,154	499,937	56.774
03 Sep 2021 - 03 Sep 2021	I				

Notice Period is 05 September 2021 - 11 September 2021

Effective Change Date	Stock Name	Buyer/ Seller Name [Classification]	Bought / (Sold) '000		
			Total	No. of Shares After Trade '000	% Held
09 Sep 2021 - 09 Sep 2021	MAYBANK	KUMPULAN WANG PERSARAAN (DIPERBADANKAN) (KWAP) [SSH]	-237	587,043	5.021
08 Sep 2021 - 08 Sep 2021	MAYBANK	AMANAHRAYA TRUSTEES BERHAD - AMANAH SAHAM BUMIPUTERA [SSH]	-1,311	4,069,285	34.8
08 Sep 2021 - 08 Sep 2021	MAYBANK	PERMODALAN NASIONAL BERHAD [SSH]	-1,900	843,341	7.212
08 Sep 2021 - 08 Sep 2021	MAYBANK	YAYASAN PELABURAN BUMIPUTRA ("YPB") [SSH]	-1,900	843,341	7.212
07 Sep 2021 - 07 Sep 2021	MAYBANK	PERMODALAN NASIONAL BERHAD [SSH]	-2,855	845,241	7.228
07 Sep 2021 - 07 Sep 2021	MAYBANK	YAYASAN PELABURAN BUMIPUTRA ("YPB") [SSH]	-2,855	845,241	7.228
06 Sep 2021 - 06 Sep 2021	MAYBANK	EMPLOYEES PROVIDENT FUND BOARD [SSH]	-252	1,650,476	14.115
07 Sep 2021 - 07 Sep 2021	MAYBANK	KUMPULAN WANG PERSARAAN (DIPERBADANKAN) (KWAP) [SSH]	132	587,280	5.023
06 Sep 2021 - 06 Sep 2021	MAYBANK	YAYASAN PELABURAN BUMIPUTRA ("YPB") [SSH]	-650	848,096	7.253
06 Sep 2021 - 06 Sep 2021	MAYBANK	PERMODALAN NASIONAL BERHAD [SSH]	-650	848,096	7.253
03 Sep 2021 - 03 Sep 2021	MAYBANK	EMPLOYEES PROVIDENT FUND BOARD [SSH]	-2,000	1,650,728	14.117
02 Sep 2021 - 02 Sep 2021	MAYBANK	EMPLOYEES PROVIDENT FUND BOARD [SSH]	-562	1,652,728	14.134
01 Sep 2021 - 01 Sep 2021	MAYBANK	EMPLOYEES PROVIDENT FUND BOARD [SSH]	-1,500	1,653,290	14.139
07 Sep 2021 - 07 Sep 2021	MBMR	EMPLOYEES PROVIDENT FUND BOARD [SSH]	22	33,839	8.657
06 Sep 2021 - 06 Sep 2021	MBMR	EMPLOYEES PROVIDENT FUND BOARD [SSH]	12	33,817	8.651
03 Sep 2021 - 03 Sep 2021	MBMR	EMPLOYEES PROVIDENT FUND BOARD [SSH]	32	33,805	8.648
02 Sep 2021 - 02 Sep 2021	MBMR	EMPLOYEES PROVIDENT FUND BOARD [SSH]	-0.5	33,774	8.64
08 Sep 2021 - 08 Sep 2021	MCEHLDG	DULCET ONE HOLDINGS SDN. BHD. [SSH]		11,800	21.962
08 Sep 2021 - 08 Sep 2021	MCEHLDG	MR WOO CHIEW LOONG [SSH]	3,020	4,994	9.295
08 Sep 2021 - 08 Sep 2021	MCEHLDG	LEMBAGA TABUNG AMANAH WARISAN NEGERI TERENGGANU [SSH]		2,806	5.223
08 Sep 2021 - 08 Sep 2021	MCEHLDG	DR GOH KAR CHUN [DIR/CEO]		2,283	4.249
08 Sep 2021 - 08 Sep 2021	MCEHLDG	MR TAI LAM SHIN [DIR/CEO]		20	0.037
08 Sep 2021 - 08 Sep 2021	MEDIA	MORGAN STANLEY [SSH]	-666	129,917	11.713
08 Sep 2021 - 08 Sep 2021	MERCURY	DATO' TIONG KWING HEE [DIR/CEO]	-100	4,840	10.95
08 Sep 2021 - 08 Sep 2021	MERCURY	DATO' TIONG KWING HEE [SSH]	-100	4,781	10.95
03 Sep 2021 - 03 Sep 2021	MERCURY	DATO' TIONG KWING HEE [DIR/CEO]	-400	4,940	11.176
03 Sep 2021 - 03 Sep 2021	MERCURY	DATO' TIONG KWING HEE [SSH]	-400	4,881	11.176
06 Sep 2021 - 06 Sep 2021	MERIDIAN	CREDIT SUISSE GROUP AG [SSH]	-1,678		
06 Sep 2021 - 06 Sep 2021	MERIDIAN	CREDIT SUISSE AG [SSH]			
03 Sep 2021 - 03 Sep 2021	MERIDIAN	CREDIT SUISSE AG [SSH]	-5,156	38,708	5.137
03 Sep 2021 - 03 Sep 2021	MERIDIAN	CREDIT SUISSE GROUP AG [SSH]	-5,156	38,708	5.137
08 Sep 2021 - 08 Sep 2021	MFCB	TAY KHENG CHIONG [DIR/CEO]	29	786	0.083
09 Sep 2021 - 09 Sep 2021	MGRC	PIXELVEST SDN BHD [SSH]		1,500	
03 Sep 2021 - 03 Sep 2021	MGRC	THE RAIN MAKER MGMT SDN. BHD. [SSH]			
03 Sep 2021 - 03 Sep 2021	MGRC	THE RAIN MAKER MGMT PTE LTD [SSH]			
03 Sep 2021 - 03 Sep 2021	MGRC	AJIAH ARIJAN [SSH]			
03 Sep 2021 - 03 Sep 2021	MGRC	CREST ADVISORY BERHAD [SSH]			
03 Sep 2021 - 03 Sep 2021	MGRC	MUHAMMAD HAFIZ BIN JAMIL [SSH]			
08 Sep 2021 - 08 Sep 2021	MICROLN	OMESTI HOLDINGS BERHAD [SSH]	631	524,089	54.01
08 Sep 2021 - 08 Sep 2021	MICROLN	OMESTI BERHAD [SSH]	631	524,089	54.01
06 Sep 2021 - 06 Sep 2021	MICROLN	OMESTI BERHAD [SSH]	290	523,458	53.945
06 Sep 2021 - 06 Sep 2021	MICROLN	OMESTI HOLDINGS BERHAD [SSH]	290	523,458	53.945
02 Sep 2021 - 03 Sep 2021	MICROLN	OMESTI BERHAD [SSH]	723	523,168	53.915
02 Sep 2021 - 03 Sep 2021	MICROLN	OMESTI HOLDINGS BERHAD [SSH]	723	523,168	53.915
07 Sep 2021 - 07 Sep 2021	MISC	EMPLOYEES PROVIDENT FUND BOARD [SSH]	336	511,403	11.46
06 Sep 2021 - 06 Sep 2021	MISC	EMPLOYEES PROVIDENT FUND BOARD [SSH]	288	511,067	11.45
03 Sep 2021 - 03 Sep 2021	MISC	EMPLOYEES PROVIDENT FUND BOARD [SSH]	952	510,779	11.44
02 Sep 2021 - 02 Sep 2021	MISC	EMPLOYEES PROVIDENT FUND BOARD [SSH]	701	509,827	11.42
01 Sep 2021 - 01 Sep 2021	MISC	EMPLOYEES PROVIDENT FUND BOARD [SSH]	-494	509,126	11.41
08 Sep 2021 - 08 Sep 2021	MMSV	MR TAN HOCK HIN [DIR/CEO]	800	5,000	2.433
03 Sep 2021 - 03 Sep 2021	MOBILIA	MR QUEK WEE SENG [SSH]	-2,460	278,500	69.625
03 Sep 2021 - 03 Sep 2021	MOBILIA	MR QUEK WEE SENG [DIR/CEO]	-2,460	278,500	69.625
03 Sep 2021 - 03 Sep 2021	MOBILIA	MR QUEK WEE SENG [DIR/CEO]	-2,540	280,960	70.24
03 Sep 2021 - 03 Sep 2021	MOBILIA	MR QUEK WEE SENG [SSH]	-2,540	280,960	70.24
03 Sep 2021 - 03 Sep 2021	MOBILIA	MR QUEK WEE SEONG [DIR/CEO]	-2,540	278,240	69.56
03 Sep 2021 - 03 Sep 2021	MOBILIA	MR QUEK WEE SEONG [SSH]	-2,540	278,240	69.56
07 Sep 2021 - 07 Sep 2021	MPAY	DATO' WIRA NG CHUN HAU [SSH]	5,695	55,852	6.56
08 Sep 2021 - 08 Sep 2021	MPI	MR MANUEL ZARAUZA BRANDULAS [DIR/CEO]	-31	386	
06 Sep 2021 - 07 Sep 2021	MPI	MR MANUEL ZARAUZA BRANDULAS [DIR/CEO]	-9	417	
07 Sep 2021 - 08 Sep 2021	MRDIY	MR ONG CHU JIN ADRIAN [DIR/CEO]	-6,850	36,892	0.588
07 Sep 2021 - 07 Sep 2021	MRDIY	MR BRAHMAH A/L VASUDEVAN [DIR/CEO]	-170	1,800	0.029
02 Sep 2021 - 06 Sep 2021	MRDIY	MR BRAHMAH A/L VASUDEVAN [DIR/CEO]	1,591	2,519	0.04
01 Sep 2021 - 01 Sep 2021	MSNIAGA	SHAPADU CAPITAL SDN. BHD. [SSH]	1	14,604	24.18
09 Sep 2021 - 09 Sep 2021	MYEG	MR WONG THEAN SOON [DIR/CEO]	11,361	1,160,407	32.239
09 Sep 2021 - 09 Sep 2021	MYEG	MR WONG THEAN SOON [SSH]	11,361	1,160,407	32.239
09 Sep 2021 - 09 Sep 2021	MYEG	ASIA INTERNET HOLDINGS SDN. BHD. [SSH]	7,537	728,878	20.25
09 Sep 2021 - 09 Sep 2021	MYEG	KUMPULAN WANG PERSARAAN (DIPERBADANKAN) [SSH]	2,000	253,308	7.038
09 Sep 2021 - 09 Sep 2021	MYEG	DATO' DR NORRAESAH BINTI HAJI MOHAMAD [DIR/CEO]	273	26,790	0.744
09 Sep 2021 - 09 Sep 2021	MYEG	DATUK MOHD JIMMY WONG BIN ABDULLAH [DIR/CEO]	35	3,411	0.095
07 Sep 2021 - 07 Sep 2021	MYEG	EMPLOYEES PROVIDENT FUND BOARD [SSH]	-719	239,854	6.698
09 Sep 2021 - 09 Sep 2021	MYEG	MR WONG THEAN SOON [SSH]	-4,500	1,149,046	32.088
09 Sep 2021 - 09 Sep 2021	MYEG	MR WONG THEAN SOON [DIR/CEO]	-4,500	1,149,046	32.088
09 Sep 2021 - 09 Sep 2021	MYEG	ASIA INTERNET HOLDINGS SDN. BHD. [SSH]	-4,500	721,341	20.144
08 Sep 2021 - 08 Sep 2021	MYEG	KUMPULAN WANG PERSARAAN (DIPERBADANKAN) [SSH]	5,000	251,308	7.018
06 Sep 2021 - 06 Sep 2021	MYEG	EMPLOYEES PROVIDENT FUND BOARD [SSH]	-3,884	240,343	6.712
07 Sep 2021 - 07 Sep 2021	MYEG	KUMPULAN WANG PERSARAAN (DIPERBADANKAN) [SSH]	6,058	246,308	6.879
03 Sep 2021 - 03 Sep 2021	MYEG	EMPLOYEES PROVIDENT FUND BOARD [SSH]	-5,514	243,948	6.812
06 Sep 2021 - 06 Sep 2021	MYEG	KUMPULAN WANG PERSARAAN (DIPERBADANKAN) [SSH]	5,800	240,250	6.709
02 Sep 2021 - 02 Sep 2021	MYEG	EMPLOYEES PROVIDENT FUND BOARD [SSH]	-1,833	249,461	6.966
03 Sep 2021 - 03 Sep 2021	MYEG	KUMPULAN WANG PERSARAAN (DIPERBADANKAN) [SSH]	1,328	234,450	6.547
01 Sep 2021 - 01 Sep 2021	MYEG	EMPLOYEES PROVIDENT FUND BOARD [SSH]	-2,000	250,944	7.008
07 Sep 2021 - 07 Sep 2021	NESTLE	EMPLOYEES PROVIDENT FUND BOARD [SSH]	-0.2	21,638	9.227
06 Sep 2021 - 06 Sep 2021	NESTLE	EMPLOYEES PROVIDENT FUND BOARD [SSH]	3	21,638	9.227
03 Sep 2021 - 03 Sep 2021	NESTLE	EMPLOYEES PROVIDENT FUND BOARD [SSH]	-5	21,635	9.226
02 Sep 2021 - 02 Sep 2021	NESTLE	EMPLOYEES PROVIDENT FUND BOARD [SSH]	-1	21,640	9.228
01 Sep 2021 - 01 Sep 2021	NESTLE	EMPLOYEES PROVIDENT FUND BOARD [SSH]	-41	21,641	9.229
09 Sep 2021 - 09 Sep 2021	NETX	FINTEC GLOBAL BERHAD [SSH]	12,046	53,154	6.36
09 Sep 2021 - 09 Sep 2021	NETX	FINTEC GLOBAL LIMITED [SSH]	12,046	53,154	6.36
06 Sep 2021 - 06 Sep 2021	NEXGRAM	OZURA FIRSTLOGIX SDN BHD [SSH]	-495	503,240	11.562
06 Sep 2021 - 06 Sep 2021	NEXGRAM	TUAN HAJI MAZRU BIN MAT YUSOF [DIR/CEO]	110,000	949,400	21.812
06 Sep 2021 - 06 Sep 2021	NEXGRAM	TUAN HAJI MAZRU BIN MAT YUSOF [SSH]	110,000	949,400	21.812
07 Sep 2021 - 08 Sep 2021	NGGB	DATO' GAN KONG HIOK [SSH]	761	117,388	16.327
03 Sep 2021 - 03 Sep 2021	NGGB	LING SIEW LUAN [SSH]	598	44,562	6.199
03 Sep 2021 - 07 Sep 2021	NYLEX	DATO' SIEW KA WEI [DIR/CEO]	10	100,384	55.99
03 Sep 2021 - 07 Sep 2021	NYLEX	DATO' SIEW KA WEI [SSH]	10	100,384	55.99
03 Sep 2021 - 06 Sep 2021	OVH	MR KENNY RONALD NGALIN [DIR/CEO]	300	87,485	21.286
03 Sep 2021 - 06 Sep 2021	OVH	MR KENNY RONALD NGALIN [SSH]	300	87,485	21.286
03 Sep 2021 - 03 Sep 2021	PADINI	EMPLOYEES PROVIDENT FUND BOARD [SSH]	-96	36,497	5.547
02 Sep 2021 - 02 Sep 2021	PADINI	EMPLOYEES PROVIDENT FUND BOARD [SSH]	-28	36,593	5.562
03 Sep 2021 - 03 Sep 2021	PADINI	KUMPULAN WANG PERSARAAN (DIPERBADANKAN) [SSH]	-307	50,588	7.689
07 Sep 2021 - 07 Sep 2021	PANAMY	EMPLOYEES PROVIDENT FUND BOARD [SSH]	-13	8,154	13.423
06 Sep 2021 - 06 Sep 2021	PANAMY	EMPLOYEES PROVIDENT FUND BOARD [SSH]	-0.1	8,167	13.445
03 Sep 2021 - 03 Sep 2021	PANAMY	EMPLOYEES PROVIDENT FUND BOARD [SSH]	-2	8,167	13.445
02 Sep 2021 - 02 Sep 2021	PANAMY	EMPLOYEES PROVIDENT FUND BOARD [SSH]	-24	8,169	13.449
01 Sep 2021 - 01 Sep 2021	PANAMY	EMPLOYEES PROVIDENT FUND BOARD [SSH]	-11	8,193	13.488
08 Sep 2021 - 08 Sep 2021	PARAGON	MR LEE CHOON HEE [DIR/CEO]	-6	1,176	1.7
07 Sep 2021 - 07 Sep 2021	PARAGON	MR LEE CHOON HEE [DIR/CEO]	-104	1,181	1.708
03 Sep 2021 - 03 Sep 2021	PARAGON	MR LEE CHOON HEE [DIR/CEO]	0.9	1,285	1.859
03 Sep 2021 - 03 Sep 2021	PARAMON	MR BENJAMIN TEO JONG HIAN [DIR/CEO]	140	1,720	0.278
03 Sep 2021 - 03 Sep 2021	PARAMON	MR BENJAMIN TEO JONG HIAN [DIR/CEO]	120	342	0.198
01 Sep 2021 - 01 Sep 2021	PAVREIT	EMPLOYEES PROVIDENT FUND BOARD [SSH]	37	294,021	9.64

Notice Period is 05 September 2021 - 11 September 2021

Effective Change Date	Stock Name	Buyer/ Seller Name [Classification]	Bought / (Sold) '000		
			Total	No. of Shares After Trade '000	% Held
07 Sep 2021 - 07 Sep 2021	PBBANK	EMPLOYEES PROVIDENT FUND BOARD [SSH]	-2,556	2,845,846	14.66
06 Sep 2021 - 06 Sep 2021	PBBANK	EMPLOYEES PROVIDENT FUND BOARD [SSH]	-4,904	2,848,402	14.67
03 Sep 2021 - 03 Sep 2021	PBBANK	EMPLOYEES PROVIDENT FUND BOARD [SSH]	-5,700	2,853,305	14.7
02 Sep 2021 - 02 Sep 2021	PBBANK	EMPLOYEES PROVIDENT FUND BOARD [SSH]	-11,212	2,859,005	14.73
01 Sep 2021 - 01 Sep 2021	PBBANK	EMPLOYEES PROVIDENT FUND BOARD [SSH]	2,513	2,870,217	14.79
08 Sep 2021 - 08 Sep 2021	PCHEM	AMANAHRAYA TRUSTEES BERHAD - AMANAH SAHAM BUMIPUTERA ("ASB") [SSH]	-34,727	447,586	5.595
07 Sep 2021 - 07 Sep 2021	PCHEM	EMPLOYEES PROVIDENT FUND BOARD ("EPF BOARD") [SSH]	-1,001	612,691	7.659
06 Sep 2021 - 06 Sep 2021	PCHEM	EMPLOYEES PROVIDENT FUND BOARD ("EPF BOARD") [SSH]	-1,736	613,692	7.671
03 Sep 2021 - 03 Sep 2021	PCHEM	EMPLOYEES PROVIDENT FUND BOARD ("EPF BOARD") [SSH]	-1,862	615,429	7.693
03 Sep 2021 - 03 Sep 2021	PCHEM	AMANAHRAYA TRUSTEES BERHAD - AMANAH SAHAM BUMIPUTERA ("ASB") [SSH]	-100	482,313	6.029
02 Sep 2021 - 02 Sep 2021	PCHEM	EMPLOYEES PROVIDENT FUND BOARD ("EPF BOARD") [SSH]	-2,269	617,291	7.716
02 Sep 2021 - 02 Sep 2021	PCHEM	AMANAHRAYA TRUSTEES BERHAD - AMANAH SAHAM BUMIPUTERA ("ASB") [SSH]	-792	482,413	6.03
01 Sep 2021 - 01 Sep 2021	PCHEM	EMPLOYEES PROVIDENT FUND BOARD ("EPF BOARD") [SSH]	-3,000	619,560	7.745
07 Sep 2021 - 07 Sep 2021	PENTA	EMPLOYEES PROVIDENT FUND BOARD [SSH]	-246	38,208	5.364
06 Sep 2021 - 06 Sep 2021	PENTA	EMPLOYEES PROVIDENT FUND BOARD [SSH]	920	38,454	5.398
03 Sep 2021 - 03 Sep 2021	PENTA	EMPLOYEES PROVIDENT FUND BOARD [SSH]	157	37,534	5.269
02 Sep 2021 - 02 Sep 2021	PENTA	EMPLOYEES PROVIDENT FUND BOARD [SSH]	286	37,377	5.247
07 Sep 2021 - 07 Sep 2021	PETGAS	EMPLOYEES PROVIDENT FUND BOARD ("EPF BOARD") [SSH]	192	259,142	13.096
06 Sep 2021 - 06 Sep 2021	PETGAS	EMPLOYEES PROVIDENT FUND BOARD ("EPF BOARD") [SSH]	1,000	258,950	13.087
03 Sep 2021 - 03 Sep 2021	PETGAS	EMPLOYEES PROVIDENT FUND BOARD ("EPF BOARD") [SSH]	470	257,950	13.036
06 Sep 2021 - 06 Sep 2021	PETGAS	KUMPULAN WANG PERSARAAN (DIPERBADANKAN) (KWAP) [SSH]	-200	209,	

Notice Period is 05 September 2021 - 11 September 2021

Effective Change Date	Stock Name	Buyer/ Seller Name [Classification]	Bought / (Sold) ['000]		
			Total	Total	% Held
06 Sep 2021 - 06 Sep 2021	SIMEPLT	EMPLOYEES PROVIDENT FUND BOARD [SSH]	-422	1,171,771	16.944
03 Sep 2021 - 03 Sep 2021	SIMEPLT	EMPLOYEES PROVIDENT FUND BOARD [SSH]	-771	1,172,193	16.95
02 Sep 2021 - 02 Sep 2021	SIMEPLT	EMPLOYEES PROVIDENT FUND BOARD [SSH]	-895	1,172,964	16.961
01 Sep 2021 - 01 Sep 2021	SIMEPLT	EMPLOYEES PROVIDENT FUND BOARD [SSH]	-2,153	1,173,859	16.974
07 Sep 2021 - 07 Sep 2021	SIMEPROP	EMPLOYEES PROVIDENT FUND BOARD [SSH]	-1,000	636,865	9.364
06 Sep 2021 - 06 Sep 2021	SIMEPROP	EMPLOYEES PROVIDENT FUND BOARD [SSH]	-400	637,865	9.379
03 Sep 2021 - 03 Sep 2021	SIMEPROP	EMPLOYEES PROVIDENT FUND BOARD [SSH]	-300	638,265	9.385
02 Sep 2021 - 02 Sep 2021	SIMEPROP	EMPLOYEES PROVIDENT FUND BOARD [SSH]	-300	638,565	9.389
01 Sep 2021 - 01 Sep 2021	SIMEPROP	EMPLOYEES PROVIDENT FUND BOARD [SSH]	500	638,865	9.394
26 Aug 2021 - 26 Aug 2021	SJC	CIMB COMMERCE TRUSTEE BERHAD [SSH]	4,000	4,000	8.242
09 Sep 2021 - 09 Sep 2021	SKPRES	KUMPULAN WANG PERSARAAN (DIPERBADANKAN) [SSH]	-648	147,927	9.468
07 Sep 2021 - 07 Sep 2021	SKPRES	EMPLOYEES PROVIDENT FUND BOARD [SSH]	184	84,796	5.427
08 Sep 2021 - 08 Sep 2021	SKPRES	KUMPULAN WANG PERSARAAN (DIPERBADANKAN) [SSH]	-586	148,575	9.51
06 Sep 2021 - 06 Sep 2021	SKPRES	EMPLOYEES PROVIDENT FUND BOARD [SSH]	14	84,612	5.416
07 Sep 2021 - 07 Sep 2021	SKPRES	KUMPULAN WANG PERSARAAN (DIPERBADANKAN) [SSH]	-547	149,161	9.547
03 Sep 2021 - 03 Sep 2021	SKPRES	EMPLOYEES PROVIDENT FUND BOARD [SSH]	-974	84,598	5.415
06 Sep 2021 - 06 Sep 2021	SKPRES	KUMPULAN WANG PERSARAAN (DIPERBADANKAN) [SSH]	-50	149,708	9.582
02 Sep 2021 - 02 Sep 2021	SKPRES	EMPLOYEES PROVIDENT FUND BOARD [SSH]	-1,572	85,572	5.477
03 Sep 2021 - 03 Sep 2021	SKPRES	KUMPULAN WANG PERSARAAN (DIPERBADANKAN) [SSH]	80	149,758	9.585
01 Sep 2021 - 01 Sep 2021	SKPRES	EMPLOYEES PROVIDENT FUND BOARD [SSH]	-472	87,144	5.578
06 Sep 2021 - 06 Sep 2021	SLP	MR KHAW SEANG CHUAN [SSH]		178,686	56.37
06 Sep 2021 - 06 Sep 2021	SLP	MR KHAW SEANG CHUAN [DIR/CEO]		178,686	56.37
09 Sep 2021 - 09 Sep 2021	SNC	GOLDFEACE CORPORATION SDN. BHD. [SSH]	1,200	18,427	15.947
08 Sep 2021 - 09 Sep 2021	SNTORIA	DATO GAN KIM LEONG [SSH]	51	299,895	53.775
08 Sep 2021 - 09 Sep 2021	SNTORIA	DATO GAN KIM LEONG [DIR/CEO]	51	299,895	53.775
06 Sep 2021 - 07 Sep 2021	SNTORIA	DATO GAN KIM LEONG [DIR/CEO]	25	299,844	53.766
06 Sep 2021 - 07 Sep 2021	SNTORIA	DATO GAN KIM LEONG [SSH]	25	299,844	53.766
09 Sep 2021 - 09 Sep 2021	SPSETIA	KUMPULAN WANG PERSARAAN (DIPERBADANKAN) [SSH]	-500	417,175	10.255
08 Sep 2021 - 08 Sep 2021	SPSETIA	AMANAHRAYA TRUSTEES BERHAD - AMANAH SAHAM BUMIPUTERA [SSH]	-3,000	1,007,602	24.769
07 Sep 2021 - 07 Sep 2021	SPSETIA	EMPLOYEES PROVIDENT FUND BOARD [SSH]	-659	238,629	5.866
07 Sep 2021 - 07 Sep 2021	SPSETIA	AMANAHRAYA TRUSTEES BERHAD - AMANAH SAHAM BUMIPUTERA [SSH]	-2,000	1,010,602	24.843
06 Sep 2021 - 06 Sep 2021	SPSETIA	EMPLOYEES PROVIDENT FUND BOARD [SSH]	1,001	239,288	5.882
07 Sep 2021 - 07 Sep 2021	SPSETIA	KUMPULAN WANG PERSARAAN (DIPERBADANKAN) [SSH]	-1,294	417,675	10.268
03 Sep 2021 - 03 Sep 2021	SPSETIA	EMPLOYEES PROVIDENT FUND BOARD [SSH]	-210	238,287	5.858
06 Sep 2021 - 06 Sep 2021	SPSETIA	KUMPULAN WANG PERSARAAN (DIPERBADANKAN) [SSH]	-1,762	418,969	10.299
02 Sep 2021 - 02 Sep 2021	SPSETIA	EMPLOYEES PROVIDENT FUND BOARD [SSH]	620	238,497	5.863
03 Sep 2021 - 03 Sep 2021	SPSETIA	KUMPULAN WANG PERSARAAN (DIPERBADANKAN) [SSH]	-1,336	420,731	10.343
02 Sep 2021 - 02 Sep 2021	SPSETIA	AMANAHRAYA TRUSTEES BERHAD - AMANAH SAHAM BUMIPUTERA [SSH]	-1,500	1,012,602	24.892
01 Sep 2021 - 01 Sep 2021	SPSETIA	EMPLOYEES PROVIDENT FUND BOARD [SSH]	-65	237,877	5.848
08 Sep 2021 - 08 Sep 2021	STELLA	CIK CZARINA ALIA BINTI ABDUL RAZAK [DIR/CEO]	300		
08 Sep 2021 - 08 Sep 2021	STELLA	ENCIK SHAHRIZAM BIN A SHUKOR [DIR/CEO]	300		
08 Sep 2021 - 08 Sep 2021	STELLA	DATO' KAMARULZAMAN BIN JAMIL [DIR/CEO]	300		
08 Sep 2021 - 08 Sep 2021	STELLA	DATO' MOHAMAD HASLH BIN MOHAMAD AMIN [DIR/CEO]	800		
08 Sep 2021 - 08 Sep 2021	STELLA	DATO' LEE TIAN HOCK [DIR/CEO]	300		
08 Sep 2021 - 08 Sep 2021	STELLA	DATO' TAN GEE SWAN @ TAN SUAN CHING [DIR/CEO]	300		
08 Sep 2021 - 08 Sep 2021	STELLA	TUAN HJ MOHAMAD NOR BIN ABAS [DIR/CEO]	300		
09 Sep 2021 - 09 Sep 2021	STRAITS	DATO' SRI HO KAM CHOY [SSH]	400	137,107	17.56
09 Sep 2021 - 09 Sep 2021	STRAITS	DATO' SRI HO KAM CHOY [DIR/CEO]	400	137,107	17.56
09 Sep 2021 - 09 Sep 2021	STRAITS	AVARGA INVESTMENT PTE LTD [SSH]	-5,000		
08 Sep 2021 - 08 Sep 2021	STRAITS	DATO' SRI HO KAM CHOY [DIR/CEO]	2,500	136,707	17.509
08 Sep 2021 - 08 Sep 2021	STRAITS	DATO' SRI HO KAM CHOY [SSH]	2,500	136,707	17.509
08 Sep 2021 - 08 Sep 2021	STRAITS	AVARGA INVESTMENT PTE LTD [SSH]	-15,000	43,600	5.584
07 Sep 2021 - 07 Sep 2021	STRAITS	AVARGA INVESTMENT PTE LTD [SSH]	-19,500	58,600	7.505
03 Sep 2021 - 03 Sep 2021	SUNCON	EMPLOYEES PROVIDENT FUND BOARD [SSH]	294	119,124	9.239
01 Sep 2021 - 01 Sep 2021	SUNREIT	EMPLOYEES PROVIDENT FUND BOARD [SSH]	150	502,104	15.19
03 Sep 2021 - 03 Sep 2021	SUNSURIA	TAN SRI DATUK TER LEONG YAP [DIR/CEO]		537,506	60
03 Sep 2021 - 03 Sep 2021	SUNSURIA	TAN SRI DATUK TER LEONG YAP [SSH]		368,666	60
03 Sep 2021 - 03 Sep 2021	SUNSURIA	TER CAPITAL SDN BHD [SSH]	1,842	183,309	20.46
07 Sep 2021 - 07 Sep 2021	SUNWAY	EMPLOYEES PROVIDENT FUND BOARD [SSH]	-810	414,621	8.48
06 Sep 2021 - 06 Sep 2021	SUNWAY	EMPLOYEES PROVIDENT FUND BOARD [SSH]	-95	415,431	8.5
03 Sep 2021 - 03 Sep 2021	SUNWAY	EMPLOYEES PROVIDENT FUND BOARD [SSH]	-833	415,494	8.5
02 Sep 2021 - 02 Sep 2021	SUNWAY	EMPLOYEES PROVIDENT FUND BOARD [SSH]	168	416,327	8.52
01 Sep 2021 - 01 Sep 2021	SUNWAY	EMPLOYEES PROVIDENT FUND BOARD [SSH]	-339	416,159	8.51
09 Sep 2021 - 09 Sep 2021	SYF	DATO' SRI NG AH CHAI [SSH]	-66,000	136,196	23.941
09 Sep 2021 - 09 Sep 2021	SYF	DATO' SRI NG AH CHAI [DIR/CEO]	-66,000	136,196	23.941
03 Sep 2021 - 03 Sep 2021	SYSCORP	MR LING CHIONG SIENG [SSH]	-200	665,565	55.643
06 Sep 2021 - 06 Sep 2021	TAANN	DATO WONG KUO HEA [DIR/CEO]	201	154,795	35.143
06 Sep 2021 - 06 Sep 2021	TAANN	DATO WONG KUO HEA [SSH]	201	149,685	33.983
10 Sep 2021 - 10 Sep 2021	TAFI	DATO' SRI WONG SZE CHIEN [SSH]		79,039	63.774
10 Sep 2021 - 10 Sep 2021	TAFI	DATO' SRI WONG SZE CHIEN [DIR/CEO]		79,039	63.774
06 Sep 2021 - 06 Sep 2021	TAKAFUL	EMPLOYEES PROVIDENT FUND BOARD [SSH]	-1	44,626	5.34
01 Sep 2021 - 01 Sep 2021	TAKAFUL	EMPLOYEES PROVIDENT FUND BOARD [SSH]	-100	44,627	5.341
06 Sep 2021 - 06 Sep 2021	TALIWRK	DATO' LIM YEW BOON [DIR/CEO]	375	1,000	0.05
09 Sep 2021 - 09 Sep 2021	TAWIN	MR TAN POO CHUAN [DIR/CEO]	300	120,961	3.544
03 Sep 2021 - 06 Sep 2021	TCHONG	DATO' (DR) KHOR SWEE WAH @ KOH BEE LENG [DIR/CEO]	15	322,614	49.468
03 Sep 2021 - 06 Sep 2021	TCHONG	DATO' TAN HENG CHEW [DIR/CEO]	15	322,614	49.469
03 Sep 2021 - 06 Sep 2021	TCHONG	DATO' TAN HENG CHEW [SSH]	15	308,054	47.236
09 Sep 2021 - 09 Sep 2021	TENAGA	KUMPULAN WANG PERSARAAN (DIPERBADANKAN) [SSH]	-159	416,394	7.27
07 Sep 2021 - 07 Sep 2021	TENAGA	EMPLOYEES PROVIDENT FUND BOARD [SSH]	-1,190	1,004,356	17.54
06 Sep 2021 - 06 Sep 2021	TENAGA	EMPLOYEES PROVIDENT FUND BOARD [SSH]	-1,190	1,005,546	17.56

Notice Period is 05 September 2021 - 11 September 2021

Effective Change Date	Stock Name	Buyer/ Seller Name [Classification]	Bought / (Sold) ['000]		
			Total	Total	% Held
03 Sep 2021 - 03 Sep 2021	TENAGA	EMPLOYEES PROVIDENT FUND BOARD [SSH]	-1,598	1,006,736	17.58
02 Sep 2021 - 02 Sep 2021	TENAGA	EMPLOYEES PROVIDENT FUND BOARD [SSH]	-1,181	1,008,335	17.61
01 Sep 2021 - 01 Sep 2021	TENAGA	EMPLOYEES PROVIDENT FUND BOARD [SSH]	-859	1,009,516	17.63
07 Sep 2021 - 07 Sep 2021	TIGER	MR GOH CHING MUN [SSH]	-10,175	270,957	18.45
03 Sep 2021 - 03 Sep 2021	TIGER	MR GOH CHING MUN [SSH]	-10,000	281,132	19.143
09 Sep 2021 - 09 Sep 2021	TIMECOM	KUMPULAN WANG PERSARAAN (DIPERBADANKAN) ("KWAP") [SSH]	52	92,131	5.046
07 Sep 2021 - 07 Sep 2021	TIMECOM	EMPLOYEES PROVIDENT FUND BOARD [SSH]	822	195,026	10.683
06 Sep 2021 - 06 Sep 2021	TIMECOM	EMPLOYEES PROVIDENT FUND BOARD [SSH]	640	194,203	10.638
03 Sep 2021 - 03 Sep 2021	TIMECOM	EMPLOYEES PROVIDENT FUND BOARD [SSH]	180	193,563	10.603
06 Sep 2021 - 06 Sep 2021	TIMECOM	KUMPULAN WANG PERSARAAN (DIPERBADANKAN) ("KWAP") [SSH]	38	92,079	5.044
02 Sep 2021 - 02 Sep 2021	TIMECOM	EMPLOYEES PROVIDENT FUND BOARD [SSH]	688	193,383	10.593
01 Sep 2021 - 01 Sep 2021	TIMECOM	MR PATRICK CORSO [SSH]	4,590	540,549	29.609
01 Sep 2021 - 01 Sep 2021	TIMECOM	MR PATRICK CORSO [DIR/CEO]	4,590	540,549	29.609
01 Sep 2021 - 01 Sep 2021	TIMECOM	EMPLOYEES PROVIDENT FUND BOARD [SSH]	692	192,696	10.582
07 Sep 2021 - 07 Sep 2021	TM	EMPLOYEE PROVIDENT FUND BOARD (EPF BOARD) [SSH]	-1,704	652,661	17.295
08 Sep 2021 - 08 Sep 2021	TM	KUMPULAN WANG PERSARAAN (DIPERBADANKAN) [SSH]	295	380,571	10.085
06 Sep 2021 - 06 Sep 2021	TM	EMPLOYEE PROVIDENT FUND BOARD (EPF BOARD) [SSH]	291	654,365	17.34
07 Sep 2021 - 07 Sep 2021	TM	KUMPULAN WANG PERSARAAN (DIPERBADANKAN) [SSH]	500	380,276	10.077
03 Sep 2021 - 03 Sep 2021	TM	EMPLOYEE PROVIDENT FUND BOARD (EPF BOARD) [SSH]	-1,068	654,074	17.332
02 Sep 2021 - 02 Sep 2021	TM	EMPLOYEE PROVIDENT FUND BOARD (EPF BOARD) [SSH]	244	655,142	17.361
03 Sep 2021 - 03 Sep 2021	TM	KUMPULAN WANG PERSARAAN (DIPERBADANKAN) [SSH]	-251	379,776	10.064
01 Sep 2021 - 01 Sep 2021	TM	EMPLOYEE PROVIDENT FUND BOARD (EPF BOARD) [SSH]	-1,533	654,898	17.354
10 Sep 2021 - 10 Sep 2021	TOPGLOV	DATUK NORIPAH BINTI KAMSO [DIR/CEO]	20	205	0.003
07 Sep 2021 - 07 Sep 2021	TOPGLOV	EMPLOYEES PROVIDENT FUND BOARD [SSH]	-3,530	494,492	6.176
10 Sep 2021 - 10 Sep 2021	TSH	KELVIN TAN AIK PEN [DIR/CEO]	300	236,099	17.106
09 Sep 2021 - 09 Sep 2021	TSH	KELVIN TAN AIK PEN [SSH]	300	235,799	17.085
07 Sep 2021 - 07 Sep 2021	TSH	EMPLOYEES PROVIDENT FUND BOARD [SSH]	-1,000	93,916	6.805
09 Sep 2021 - 09 Sep 2021	TSH	KELVIN TAN AIK PEN [DIR/CEO]	300	235,799	17.085
08 Sep 2021 - 08 Sep 2021	TSH	KELVIN TAN AIK PEN [SSH]	300	235,499	17.063
06 Sep 2021 - 06 Sep 2021	TSH	EMPLOYEES PROVIDENT FUND BOARD [SSH]	-552	94,916	6.877
08 Sep 2021 - 08 Sep 2021	TSH	KELVIN TAN AIK PEN [DIR/CEO]	300	235,499	17.063
07 Sep 2021 - 07 Sep 2021	TSH	KELVIN TAN AIK PEN [SSH]	300	235,199	17.041
03 Sep 2021 - 03 Sep 2021	TSH	EMPLOYEES PROVIDENT FUND BOARD [SSH]	-15	95,467	6.917
07 Sep 2021 - 07 Sep 2021	TSH	KELVIN TAN AIK PEN [DIR/CEO]	300	235,199	17.041
06 Sep 2021 - 06 Sep 2021	TSH	KELVIN TAN AIK PEN [SSH]	300	234,899	17.02
02 Sep 2021 - 02 Sep 2021	TSH	EMPLOYEES PROVIDENT FUND BOARD [SSH]	-166	95,482	6.918
06 Sep 2021 - 06 Sep 2021	TSH	KELVIN TAN AIK PEN [DIR/CEO]	300	234,899	17.02
03 Sep 2021 - 03 Sep 2021	TSH	KELVIN TAN AIK PEN [SSH]	300	234,599	16.998
01 Sep 2021 - 01 Sep 2021	TSH	EMPLOYEES PROVIDENT FUND BOARD [SSH]	-475	95,648	6.93
06 Sep 2021 - 06 Sep 2021	UMW	KUMPULAN WANG PERSARAAN (DIPERBADANKAN) (KWAP) [SSH]	133	103,735	8.879
03 Sep 2021 - 03 Sep 2021	UMW	KUMPULAN WANG PERSARAAN (DIPERBADANKAN) (KWAP) [SSH]	15	103,602	8.868
08 Sep 2021 - 08 Sep 2021	UNISEM	MR FRANCIS CHIA MONG TET [DIR/CEO]		2,970	
06 Sep 2021 - 07 Sep 2021	UNISEM	MR JOHN CHIA SIN TET [SSH]	-65	214,591	
06 Sep 2021 - 07 Sep 2021	UNISEM	MR JOHN CHIA SIN TET [DIR/CEO]	-65	214,591	
03 Sep 2021 - 03 Sep 2021	UNISEM	MR FRANCIS CHIA MONG TET [DIR/CEO]		2,970	
07 Sep 2021 - 07 Sep 2021	UOADEV	EMPLOYEES PROVIDENT FUND BOARD ("EPF BOARD") [SSH]	44	240,360	10.332
03 Sep 2021 - 03 Sep 2021	UOADEV	EMPLOYEES PROVIDENT FUND BOARD ("EPF BOARD") [SSH]	150	240,316	10.33
30 Jul 2021 - 02 Sep 2021	UTAMA	MR SOO CHONG YEW [SSH]	-50	16,898	5.068
26 Mar 2021 - 26 Mar 2021	UTAMA	MR SOO CHONG YEW [SSH]	-20	16,948	5.083
07 Sep 2021 - 07 Sep 2021	UTDPLT	EMPLOYEES PROVIDENT FUND BOARD [SSH]	-79	53,940	13.004
06 Sep 2021 - 06 Sep 2021	UTDPLT	EMPLOYEES PROVIDENT FUND BOARD [SSH]	-27	54,020	13.024
03 Sep 2021 - 03 Sep 2021	UTDPLT	EMPLOYEES PROVIDENT FUND BOARD [SSH]	-128	54,046	13.03



AirAsia X Berhad

On behalf of the Board of Directors of AirAsia X Berhad (**AAX**), Mercury Securities wishes to announce that further to the announcement dated 22 February 2021, the High Court of Malaya at Kuala Lumpur had on 15 September 2021 granted an order for, amongst others, an extension of time until 17 March 2022 for AirAsia X Berhad to convene separate meetings of the creditors pursuant to Section 366(1) of the Companies Act, 2016 for the purpose of considering and, if thought fit, approving with or without



modification the Proposed Debt Restructuring to be proposed by AirAsia X Berhad to the creditors.



Able Global Berhad

Able Global Berhad (**ABLEGLOB**) (formerly known as Johore Tin Berhad) proposed a land acquisition and proposed diversification by 3 wholly-owned subsidiaries of Able Global Berhad of the 120.4 hectares freehold land located in Banting, Selangor. Able Global Berhad Group has been seeking opportunities to expand its income stream. The proposed land acquisition, upon completion, will provide Able Global Berhad Group the opportunity to expand its income base via venturing into property development activities. This proposed land acquisition would allow Able Global Berhad Group to utilise a portion of the land to expand its manufacturing operations.



KEJURUTERAAB ASASTERA BERHAD

Kejuruteraan Asastera Berhad

The Board of Directors of Kejuruteraan Asastera Berhad (**KAB**) wishes to announce that on 14 September 2021 entered into a Joint Venture Term Sheet with YL Global Ventures Sdn. Bhd. to form a JV via KAB Robotic and Automation Solutions Sdn. Bhd. to commence a new venture into burgeoning robotics distribution business. This strategic partnership will jointly explore business opportunities to establish and develop the first robotics hub in Malaysia by leveraging on YL Global Ventures Sdn. Bhd's sole distributorship rights with OTSAW Technology Pte Ltd and its proprietary robotics solutions.



Boustead Holdings Berhad

Boustead Holdings Berhad

The Board of Directors wishes to inform that Next Generation Oil Sdn Bhd had on 10 September 2021, entered into a Conditional Land Lease Agreement with Boustead Holdings Berhad's (**BSTEAD**) public listed subsidiary, Boustead Plantations Berhad for Next Generation Oil Sdn Bhd to lease between 1,040 to 1,286 acres of land in Telok Sengat Estate to develop an algae cultivation and extraction facility for a period of 30 years with option to extend for another 30 years subject to lease rental to be based on a market rate to be mutually agreed by both Boustead Plantations Berhad and Next Generation Oil Sdn Bhd.



TAN CHONG MOTOR HOLDINGS BERHAD (12969-P)

Tan Chong Motor Holdings Berhad

The Board of Directors of Tan Chong Motor Holdings Berhad (**TCHONG**) wishes to announce that Antaco Vietnam had on 10 September 2021 accepted the Fifth Supplemental Letter to the Joint Venture Agreement from Tan Chong Construction (Labuan) Pte Ltd for the extension of the term for the setting up of the JV Co. in Vietnam from 12 September 2021 to 13 March 2022.



Boustead Holdings Berhad (A member of LTAT Group)

One of Malaysia's fastest growing corporations with substantial interest in various sectors of the Malaysian economy



PLANTATION HEAVY INDUSTRIES PROPERTY FINANCE & INVESTMENT TRADING MANUFACTURING & SERVICES



Upcoming IPO

20th Sep 2021 **IGB COMMERCIAL REAL ESTATE INVESTMENT TRUST (MAIN MARKET)**

29th Sep 2021 **CEKD BERHAD (ACE MARKET)**

Disclaimer: The information in the Investor Relations page is extracted from individual companies' announcements in www.bursamalaysia.com. The information on this page is provided as a service to readers. We assume no liability for damages resulting from or arising out of the use of such information. Whilst every effort is made to ensure accuracy, the information presented has been simplified for your reading pleasure. Readers are advised to read the original and complete filings on the Bursa Malaysia website at https://www.bursamalaysia.com/market_information/announcements/company_announcement



Over 5 trading days



ShareInvestor WebPro (www.shareinvestor.com/my)

1. Price > Stock Prices
2. Select Market: NASDAQ / NYSE / IDX / SET / HKEX / SGX (One bourse at a time)
3. select Stocks Tab
4. select Ranking Top Gainers or Top Losers (Over 5 Trading Days)
5. Mouse over Column Layout > select Edit Customs > select Name > select Last Done Price > select 5 Days Change > select 52 Weeks High > select 52 Weeks Low > Mouse Over Column Layout > select Custom

NASDAQ (USD)

Top Gainers

Name	Last Done	Change Over 5 Days	52 Weeks High	52 Weeks Low
ALPHABET INC (GOOGL.NQ)	2,872.200	+54.680	2,925.075	1,402.150
ALPHABET INC (GOOG.NQ)	2,887.470	+49.050	2,936.410	1,406.550
BOOKING HOLDINGS INC	2,345.000	+40.200	2,516.000	1,589.000
MESA LABORATORIES INC	303.800	+35.770	307.971	229.000
MONGODB INC	509.650	+34.720	515.000	200.500

Top Losers

Name	Last Done	Change Over 5 Days	52 Weeks High	52 Weeks Low
FIRST CITIZENS BANCSHARES INC NRTH	818.990	-58.580	915.400	310.270
FIRST SAVINGS FINANCIAL GROUP INC	28.450	-56.800	88.335	44.966
INTUITIVE SURGICAL INC	1,034.010	-36.000	1,087.010	633.290
ATRION CORP	731.000	-26.800	783.840	567.000
10X GENOMICS INC	159.990	-24.510	208.990	115.390

NYSE (USD)

Top Gainers

Name	Last Done	Change Over 5 Days	52 Weeks High	52 Weeks Low
BERKSHIRE HATHAWAY INC	419,120.000	+1166.000	445,000.000	297,817.000
AUTOZONE INC	1,607.420	+56.860	1,666.630	1,085.850
IRONNET INC	41.400	+24.090	32.720	10.840
DECKERS OUTDOOR CORP	439.940	+24.040	447.720	202.170
HUBSPOT INC	703.100	+21.210	715.290	264.060

Top Losers

Name	Last Done	Change Over 5 Days	52 Weeks High	52 Weeks Low
NVR INC	5,024.000	-74.430	5,332.080	3,823.310
RH	685.440	-39.560	744.560	330.640
BIO RAD LABORATORIES INC	785.220	-34.880	832.700	490.725
WHITE MOUNTAINS INSURANCE GROUP	1,068.120	-32.280	1,267.520	752.100
METTLER-TOLEDO INTERNATIONAL INC	1,554.590	-30.210	1,626.620	945.000

IDX (Rupiah)

Top Gainers

Name	Last Done	Change Over 5 Days	52 Weeks High	52 Weeks Low
FKS MULTI AGRO TBK.	8,925.000	+2025.000	4,000.000	2,000.000
SOLUSI TUNAS PRATAMA TBK.	12,700.000	+1375.000	4,850.000	2,800.000
ALLO BANK INDONESIA TBK.	3,620.000	+1350.000	4,390.000	50.208
BAYAN RESOURCES TBK.	15,075.000	+975.000	16,000.000	11,175.000
INDO TAMBANGRAYA MEGAH TBK.	18,250.000	+950.000	18,750.000	7,975.000

Top Losers

Name	Last Done	Change Over 5 Days	52 Weeks High	52 Weeks Low
DCI INDONESIA TBK.	44,750.000	-2,250.000	4,780.000	525.000
GUDANG GARAM TBK.	32,350.000	-1,200.000	49,975.000	29,925.000
POLLUX PROPERTI INDONESIA TBK.	2,260.000	-740.000	10,400.000	1,450.000
NFC INDONESIA TBK.	10,325.000	-700.000	2,990.000	1,130.000
INDAH KIAT PULP & PAPER TBK.	7,275.000	-625.000	15,550.000	6,200.000

SET (Thai Baht)

Top Gainers

Name	Last Done	Change Over 5 Days	52 Weeks High	52 Weeks Low
AEONTS	207.000	+12.000	276.000	97.250
METCO	273.000	+12.000	340.000	143.000
FE	195.000	+7.000	240.000	140.500
PTTEP	113.000	+7.000	125.000	75.000
UBIS	13.900	+4.300	15.900	4.800

Top Losers

Name	Last Done	Change Over 5 Days	52 Weeks High	52 Weeks Low
DELTA	562.000	-182.000	838.000	133.000
RAM	150.500	-10.500	170.000	135.500
KWC	253.000	-4.000	283.000	253.000
SFP	115.000	-4.000	135.000	98.000
TQM	108.500	-4.000	149.000	104.000

HKEX (HKD)

Top Gainers

Name	Last Done	Change Over 5 Days	52 Weeks High	52 Weeks Low
BEIGENE	231.600	+27.200	238.200	130.400
TIGERMED	165.200	+11.800	199.900	108.500
BRII-B	48.500	+7.600	51.000	19.180
EVEREST MED-B	60.550	+5.400	104.800	45.200
WUXI APTEC	170.000	+4.900	196.900	86.250

Top Losers

Name	Last Done	Change Over 5 Days	52 Weeks High	52 Weeks Low
ZAI LAB-SB	985.000	-79.000	1,509.000	602.000
BILIBILI-SW	584.500	-51.000	1,052.000	487.200
ANGELALIGN	327.000	-48.000	490.000	317.000
YUM CHINA-S	443.600	-40.400	544.000	385.600
CANSINOBI0-B	262.000	-35.200	450.000	141.200

SGX (SGD)

Top Gainers

Name	Last Done	Change Over 5 Days	52 Weeks High	52 Weeks Low
IFAST	9.840	+0.800	9.990	2.230
CITYDEV	7.210	+0.600	8.301	6.142
NANOFILM	4.330	+0.180	6.670	2.750
FRENCKEN	2.470	+0.140	2.520	0.930
KEPPEL CORP	5.270	+0.120	5.760	4.080

Top Losers

Name	Last Done	Change Over 5 Days	52 Weeks High	52 Weeks Low
JMH USD	53.290	-1.220	68.880	39.550
JARDINE C&C	19.870	-0.440	23.880	17.630
SHANGRI-LA HKD	6.240	-0.310	8.990	6.100
HAW PAR	11.910	-0.230	13.800	9.220
SHINVEST	3.000	-0.230	3.700	2.210