

Invest

ISSUE
69
FRIDAY
06 AUGUST 2021



Scan / Click Me To Register

A free weekly e-Publication by SHAREINVESTOR.com



- 02 SC INTRODUCES SHARIAH SCREENING ASSESSMENT TOOLKIT FOR UNLISTED MSMEs
- 09 CAREERS AT SHAREINVESTOR
- 14 GROWTH STOCKS
- 04 LEADERBOARD
- 10 SHARIAH HOT STOCKS
- 15 DIVIDEND STOCKS
- 06 BEHIND THE ACTION
- 11 SHARIAH MOMENTUM UP STOCKS
- 16 LONG COMPANIES
- 08 FROM THE OBSERVER
- 12 HOT STOCKS
- 17 INSIDER ACTIVITY
- 13 UP TRENDING STOCKS
- 21 INVESTOR RELATIONS
- 22 REGIONAL MARKETS

CHECK OUT
SHAREINVESTOR
BROKERS' CALL

Weekly Buy/Sell/Hold calls from leading Malaysian Brokerages.

Go To Brokers' Call



SHAREINVESTOR®

Invest with Knowledge

Corporate

Managing Director (Malaysia) & Publisher | **Edward Stanislaus**
edward@shareinvestor.com

Sales & Marketing

Director | **Elizabeth Tan**
elizabeth.tan@shareinvestor.com

Online IR
Manager

| **Leticia Wong**
leticia.wong@shareinvestor.com

Advertising & Sponsorship Sales

Manager | **Sharon Lee**
sharon.lee@shareinvestor.com

Market Data Analytics: (marketdata.my@shareinvestor.com)

Account Manager | **Heidee Ahmad**
heidee.ahmad@shareinvestor.com

Assistant Manager | **Foo Yong Jui**
yongjui.foo@shareinvestor.com

Coordinator | **Watie Nordin**

Market Data Analytics & Editorial

Data Analyst | **Evelyn Yong**
Market Data & Media Coordinator | **Silas Emmanuel Joseph**
silas.joseph@shareinvestor.com

Marketing Communications

Marcomm Manager | **Danny Ng**

Creative & Design

Manager | **Andric See**
Asst. Manager | **Ivy Yap**
Web Developer | **Nurul Atiqah**
| **Aiman Jasmin**
| **Izwan Rusli**
| **Hamed Bohloul**

IT Apps

Project Manager | **Amir Yusoff**
Sr. Software Engineer | **Mohd. Qasem**
Software Engineer | **Lian Kok Keong**

Finance, Admin & HR

Manager | **Shireen Goh**
Accounts Executive | **Jessie Ho**

Shareinvestor Holdings

Chairman | **Patrick Daniel**
Group CEO | **Christopher Lee**
Group COO | **Lim Dau Hee**
Group CFO | **Teo Siew May**



SI Portal.com Sdn Bhd (200001023956) (526564-M)
Unit No. DF2-07-03A, Level 7,
Persoft Tower, 6B Persiaran Tropicana,
47410 Petaling Jaya, Selangor Darul Ehsan.

Hotline : 603 7803 1791
Mobile : 011 6343 8939
Fax : 603 7803 1792

Website : www.ShareInvestor.com.my
www.ShareInvestorHoldings.com
www.facebook.com/ShareInvestorMalaysia



SC introduces Shariah Screening Assessment Toolkit for unlisted MSMEs

According to executive chairman Datuk Syed Zaid Albar, the Securities Commission Malaysia (SC) has introduced the Shariah Screening Assessment Toolkit (Toolkit) for unlisted micro, small and medium enterprises (MSMEs). The toolkit is a major initiative by the commission to provide guidance in screening the Shariah status of unlisted MSMEs as part of its ongoing efforts to enhance the ecosystem for Shariah-compliant fundraising activities. The toolkit will primarily benefit equity crowdfunding and peer-to-peer financing platform operators, as well as Shariah advisers. It is anticipated that the introduction of the toolkit will encourage more Shariah-compliant offerings on alternative market-based fundraising platforms. It will also result in more diversified Islamic investing across asset classes and economic sectors, and enable end-to-end Shariah compliance among MSMEs in the halal sector. He mentioned this in his keynote address at the virtual SC-Halal Development Corporation (HDC) Forum 2021. The toolkit includes a series of questions based on the Shariah screening methodology for MSMEs, endorsed by the SC's Shariah Advisory Council (SAC). The MSMEs are the backbone of the Malaysian economy, contributing close to 40% of gross domestic product (GDP). MSMEs were one of the hardest-hit segments in the global response to the pandemic. He said that considering the critical role they play in our economy, we must spare no effort to ensure that our MSMEs are able to pull themselves out of the current quagmire to flourish again. The halal economy could play a critical role in their growth and success. Hence appropriate and effective measures must be put in place to support a comprehensive end-to-end Shariah-compliant ecosystem for emerging businesses in the halal economy. Meanwhile, given that Malaysia's halal economy is projected to grow to US\$113.2 billion (about RM477.82 billion now) in 2030, better funding access will certainly assist halal industry players to capitalise on opportunities for expansion. In the long term, market-based funding obligations will also provide MSMEs the necessary discipline to better manage their cash flow and finances.

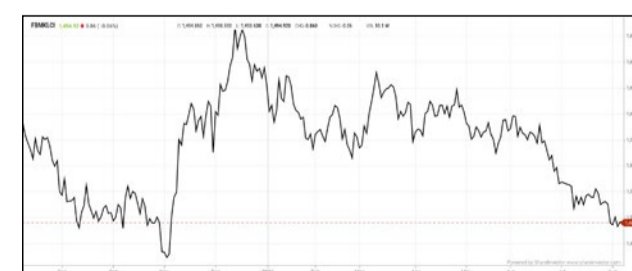
Bank Pembangunan Malaysia offers five financing schemes worth RM5.6b, targeting key strategic sectors

According to Bank Pembangunan Malaysia Bhd (BPMB) Chairman Datuk Seri Nazir Razak, the bank remains committed to supporting

the country's economic recovery in line with its developmental mandate and is offering five financing schemes totalling RM5.6 billion, targeting key strategic sectors. The financing schemes, in addition to its general corporate banking facilities, are offered at preferential financing rates to targeted sectors, including digitalisation, sustainability, maritime and logistics, tourism and public transportation. It welcomes viable projects and businesses in these eligible sectors to submit their applications. So far these schemes, previously announced by the government, have seen a total of RM2.4 billion being approved for utilisation, leaving RM3.2 billion still available for deployment. The Covid-19 pandemic had hit businesses and industries hard and as a development finance institution, BPMB plays a catalytic role to help businesses and the economy recover. It is in unprecedented times like this that BPMB has to step up with countercyclical lending by looking at business viability over longer horizons and providing viable companies support over this extreme but temporary downturn. Since inception, BPMB had been a strong partner to businesses in support of the development of Malaysia's economy and improving the lives of the rakyat, guided by its vision and mission statement as Malaysia's leading developmental partner. The bank is reinforcing its focus, given the crucial needs of the country at the moment.


Eye On The Markets

This week, on Friday (6Aug), the Ringgit opened 4.2175 against the USD from 4.2255 on Monday (2Aug). Meanwhile, the Ringgit was 3.1198 to the Sing Dollar on Friday (6Aug). On Monday (2Aug), the FBM KLCI opened at 1497.39. As at Friday (6Aug) 10:00am, the FBM KLCI is down 1.72 points for the week at 1495.67. Over in US, the overnight Dow Jones Industrial Average closed up 271.58 points (+0.78%) to 35,064.25 whilst the NASDAQ added 114.60 points (+0.78%) to 14,895.10.



KLCI 1 Year Chart

BURSASTATION



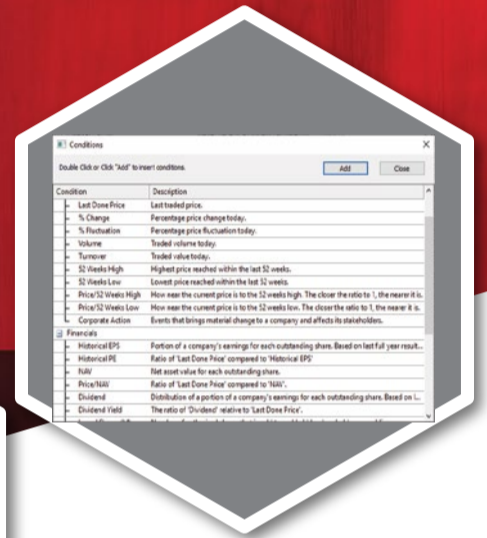
Financials



**Candlestick
Patterns Recognition**



Dynamic TA Chart



FA Market Scanner

BursaStation Professional is a state-of-the-art Stock Market Tracker / Share Market Tracker cum Charting Software (Charting Tool) that places in your hands the power to make better investment decisions.

BursaStation is designed with you, the user, in mind, as a user-friendly yet full of powerful features that will appeal to investors/traders who need instant access to fundamental, technical, and trading data, via the Internet, anywhere, anytime.

CLICK HERE for 14-Days FREE TRIAL

Other Key Features



Intraday Market Ticker



Intraday Charts



Portfolio Management



World Indices



Bursa news



Financial Results



Stock Alerts



Dynamic Data Exchange



Leaderboard

www.shareinvestor.com - market data at your fingertips



ShareInvestor WebPro (www.shareinvestor.com/my)
Prices > Stock Prices > Bursa > click Stocks tab

1. mouse over Ranking > select Top Active > all Shariah stocks are denoted with an [S] > mouse over Column Layout > select Edit Customs > select Name > select Volume > select Last Done Price > Mouse Over Column Layout > select Custom

2. mouse over Ranking > select Top Turnover > all Shariah stocks are denoted with an [S] > mouse over Column Layout > select Edit Customs > select Name > select Last Done Price > select Value > Mouse Over Column Layout > select Custom
3. mouse over Ranking > select Top Gainers (Over 5 Trading Days) > mouse over Column Layout > select Edit Customs > select Name

> select Last Done Price > select 5 Days Change > select 5 Days % Change > Mouse Over Column Layout > select Custom
4. mouse over Ranking > select Top Losers (Over 5 Trading Days)
5. mouse over Ranking > select Top % Gainers (Over 5 Trading Days)
6. mouse over Ranking > select Top % Losers (Over 5 Trading Days)

Shariah Top Actives
(as at Yesterday)

Name	Price (RM)	Volume
VSOLAR [S]	0.015	8,809,303
SAUDEE [S]	0.095	1,569,067
KANGER [S]	0.065	1,290,721
KAB [S]	0.590	804,783
SERBADK [S]	0.395	748,467
DNEX [S]	0.755	721,526
SERSOL [S]	0.410	646,436
SCOPE [S]	0.275	582,232
YBS [S]	0.480	536,327
SBCCORP [S]	0.545	457,233

Top Gainers
(over 5 Trading days as at Yesterday)

Name	Price (RM)	Change (RM)
SAM	12.280	+3.960
GENETEC	23.320	+3.680
MPI	45.600	+2.780
KESM	13.420	+1.220
UNISEM	9.140	+0.910
NESTLE	133.900	+0.900
VITROX	19.760	+0.860
F&N	25.500	+0.700
GREATEC	6.950	+0.670
MI	4.310	+0.570

Top Losers
(over 5 Trading days as at Yesterday)

Name	Price (RM)	Change (RM)
HARTA	6.770	-0.380
RAPID	7.760	-0.370
DLADY	33.060	-0.360
BAT	14.140	-0.280
CARLSBG	21.040	-0.280
HLCAP	5.800	-0.280
GENTING	4.540	-0.240
GENP	6.460	-0.240
HENGYUAN	4.130	-0.230
RVIEW	2.870	-0.230

Shariah Top Turnover
(as at Yesterday)

Name	Price (RM)	Value (RM)
INARI [S]	3.540	55,575,368
DNEX [S]	0.755	55,068,985
TOPGLOV [S]	3.770	51,461,781
KAB [S]	0.590	49,434,693
AEMULUS [S]	1.180	45,206,923
BIG [S]	1.600	36,956,525
GREATEC [S]	6.950	36,696,220
QES [S]	0.890	36,656,728
SUPERMX [S]	3.130	34,882,979
JFTECH [S]	1.530	33,680,760

Top % Gainers
(over 5 Trading days as at Yesterday)

Name	Price (RM)	Change (%)
PJBUMI	0.585	+58.11
VSOLAR	0.015	+50.00
SAM	12.280	+47.60
YLI	0.500	+28.21
VIS	1.140	+25.97
RESINTC	0.705	+25.89
FIHB	0.640	+25.49
HEXIND	0.370	+25.42
EIG	0.535	+20.22
IDMENSN	0.090	+20.00

Top % Losers
(over 5 Trading days as at Yesterday)

Name	Price (RM)	Change (%)
DAYA	0.010	-33.33
PWORTH	0.010	-33.33
SAUDEE	0.095	-29.63
PDZ	0.025	-28.57
PERMAJU	0.085	-22.73
KAB	0.590	-20.27
MLAB	0.040	-20.00
DGB	0.045	-18.18
JOHAN	0.090	-18.18
GIIB	0.200	-18.03

Disclaimer: The information on this page is provided as a service to readers. It does not constitute financial advice and/or any investment recommendations. Past performance is not indicative of future results. We assume no liability for damages resulting from or arising out of the use of such information. It would be best if you did your own research to make your personal investment decisions wisely or consult a licenced investment advisor.

NEW

C² CHART

PLAY

C² Chart is WebPro's new feature-packed technical analysis tool for the modern stock investor

Over 100 Indicators

Select your preferred indicators to best suit your technical strategies

Drawing Tools

Multiple drawing tools to easily identify chart patterns

Events Indicators

Key events can be pinned onto your charts for a better overview

Compare Tool

Conveniently compare multiple stock prices at the same time

Historical Data

Extract price data from over 30 years

Over 10 Chart Styles

Various charts to suit your preferred style

No App Needed

Access your charts from any computer or mobile

Easy Zoom

Intuitive zooming function on charts

Malaysia's Most Exciting **Simulated Trading Challenge**

InvestingNote TRADING CUP 2021

2ND - 20TH AUGUST 2021

Malaysia's most exciting stock trading challenge, InvestingNote Trading Cup 2021 has just ended its first week! If you have not signed up yet, come join us and pit your trading skills with fellow traders now!

How the InvestingNote Trading Cup 2021 is conducted?

Each participant is given RM100,000 virtual capital to trade on Bursa Malaysia based on real market data and compete for three weeks.

Who are the participants?

As of 5 August 2021, we have more than 13,325 retail investors participating in this competition from all states across Malaysia.

Competition weekly updates

The top participant has achieved amazing total portfolio returns of 39.94% in less than a week! The Top 10 most traded stocks by participants include: RESINTC, SERBADK, YLI, GREENYB, BIG, SYS-TECH, DNEX, HWATAI, SEAL, GLOTEC. Total of RM 430,764,664 transacted value has recorded on the first four days of the competition.

Rank		User	Account Value	Total Return	Profit/Loss
# 1	↑19	cwkwk	\$139,944	39.94%	\$39,944
# 2	↑2075	junxian11	\$123,638	23.64%	\$23,638
# 3		bacokacong	\$122,184	22.18%	\$22,184
# 4	↓3	Hello9988	\$121,019	21.02%	\$21,019
# 5	↑2887	taihow88	\$120,028	20.03%	\$20,028
# 6	↑20	davidding	\$119,843	19.84%	\$19,843
# 7	↑5480	ilham	\$119,522	19.52%	\$19,522
# 8	↓6	kenteoh88	\$118,704	18.70%	\$18,704
# 9	↑428	sfsh640	\$118,061	18.06%	\$18,061
# 10	↑3763	Hual3833	\$117,978	17.98%	\$17,978

Top 10 leaderboard updated as of 5th August 2021

Check out the Top 10 participants' portfolio here:



InvestingNote
TRADING CUP 2021 **INVESTMENT SUMMIT**

10:20 AM, 7TH AUG 2021

FREE REGISTER



EMILIA TEE
DIRECTOR
BURSA MALAYSIA



LOUI LOW
HEAD OF RESEARCH
MPLUS ONLINE



JASON WONG
RESEARCH MANAGER
IFAST CAPITAL SDN BHD



MAX TAN
FOUNDER
12INVEST

Organised by:



Supporting Partner:



Diamond Sponsors:



Gold Sponsors:





Pankaj C Kumar

Growth Expectations Snapped

Markets

After posting record highs in recent months, the Purchasing Managers' Index (PMI) came in mostly lower than expected, an indication that we may have seen the peak of economic growth momentum. The widely followed JP Morgan Global Composite PMI and the JP Morgan Global Manufacturing PMI for July eased to 55.7 and 55.4 from the preceding month's reading of 56.6 and 55.5 respectively. The former is now at a fresh 4-month low, suggesting that global economic momentum has peaked and is now trending lower.

ASEAN was the biggest drag of the index as the IHS Markit ASEAN Manufacturing PMI dipped to a 13-month low at 44.6 as the region took a toll from rising Covid-19 cases and lockdowns. However, it remains a different story for the technology sector as indicators are still bullish as global semiconductors sales hit a new fresh record monthly high in June at US\$44.5bil, up 29.2% y-o-y, according to data released by Semiconductors Industry Association (SIA).

Economy

Both the Chinese official July manufacturing and the non-manufacturing PMIs fell to 50.4 and 53.3 from 50.9 and 53.5 in the preceding month respectively. Over in the US, the July Institute for Supply Management (ISM) manufacturing PMI fell to a six-month low at 59.5 from 60.6 in June. However, the ISM non-manufacturing index rose to a 24-year high of 64.1. Meanwhile, the final IHS Markit Eurozone Composite Index for July came in at 60.2 against the flash estimate of 60.6 earlier. The July reading was the lowest since March, basically suggesting that economic momentum is easing. Nevertheless, the final IHS Markit Eurozone Manufacturing Index improved to 62.8 from the earlier flash indication of a 62.6 print.

Within the region, the Thai central bank left key benchmark rates unchanged 0.5% and further lowered its GDP growth estimate to just 0.7% from 1.8% previously as the kingdom is struggling to contain the spread of the Covid-19. Indonesia reported their 2Q GDP, which came in ahead of expectations at 7.07% y-o-y, against the consensus estimate of 6.72%. This was Indonesia's first GDP growth after contracting for four consecutive previous quarters due to the pandemic.

Locally, Malaysia's June Producers Price Index (PPI) surged 11.5% y-o-y as the mining and agriculture sub-indices leapfrogged 64.4% and 29.8% y-o-y respectively. Meanwhile, the July IHS Markit manufacturing PMI rose to 40.1 from the preceding month's reading of 39.9. Banking statistics showed that June's loan growth remained flat with a growth of 3.4% y-o-y, driven by a 5.2% growth in household loans growth as business loans growth remained subdued at just 0.8% y-o-y. Gross Impaired Loan (GIL) rose marginally to 1.62% from 1.59% in May.

Corporate

After Kossan Rubber Industries reported their 2Q results last week, it was Hartalega Holdings turn this week to report its 1Q FY2022 report card. The company's quarterly results came in much stronger than expected as both revenue and quarterly earnings soared to record levels. 1Q revenue of RM3.9bil was 69.1% higher on a q-o-q basis, while net earnings of RM2.26bil was more than double the preceding quarter's bottom-line of RM1.14bil. SilTerra Malaysia Sdn. Bhd., a 60% owned subsidiary of Dagang NeXchange, has entered into a long-term agreement for the supply of wafer to ChipOne Technology (Beijing) Col Ltd for US\$400mil or RM1.69bil.

Equity

Global equity markets were mostly firmer this week with gains of between 0.1% and 3.5%, while markets that fell saw drops of between 0.2% and 1.1%. Shares on Bursa Malaysia were mostly weaker, dampened by selling pressure among foreign portfolio managers. The KLCI fell by 17.15 pts week-on-week to close at 1,495.78 pts on Thursday.

For the week ended August 4th, both the local retailers and local institutions remained net buyers in the market with an inflow of RM300mil and RM330.2mil respectively as net foreign selling saw an outflow of RM630.2mil.

Eye On Week Ahead

The July unemployment rate and non-farm payrolls to be out later today will be of focus for investors. Next week, all eyes will be on the headline and core inflation data points, which will be released on Wednesday, followed by the US Producer Price Index the next day. China meanwhile will be releasing the external trade data over the weekend.

Locally, later today, Bank Negara will be releasing the position of Malaysia's external reserves as at end of July 2021. Next week, the Department of Statistics will be releasing a slew of economic data points on Tuesday, starting with the Labour Market Statistics, Industrial Production Index, Manufacturing Sales for June while on Thursday, data for both the June wholesale and retail sales will be released. As the week comes to an end next week, Bank Negara will also be releasing Malaysia's 2Q GDP data, with all eyes on the revision for the year as consensus currently sees a growth of 4.4% for 2021.

Pankaj is a former CIO and Head of Research, presently focused on economic, market and corporate analyses. The views expressed here are entirely the writer's own.

**SHAREINVESTOR
STATION**

Fully Customisable . Powerful Charting .
Multiple Platform Access . High Speed Updates .
Price Movements . Screener (FA & TA)

The advanced analytics software
designed for today's active traders

[click here to start your
18 days free trial](#)



Italian Masterpieces


Infinito∞, Limited Edition table designed by Roberto Lazzeroni
Ginger Ale armchair designed by Roberto Lazzeroni

poltronafrau.com



XTRA

The Gardens Mall, Mid Valley City, Lot S-236 & 237
2nd flr Linkaran Syed Putra, Kuala Lumpur
T. +603 2282 9088 | living@xtrafurniture.com | xtrafurniture.com
f XTRAFurniture | @ xtrafurnituremsia



Devanesan Evanson
Chief Executive Officer, Minority Shareholders Watch Group

Rights issue galore: Newbie investors cannot afford to be complacent

As part of a temporary relief measure to tide over the PLCs' difficulty in raising working capital and repaying bank borrowings, the Securities Commission Malaysia ("SC") and Bursa Malaysia have allowed listed issuers to proceed with their proposed rights issue once the controlling shareholders have given their irrevocable undertaking to subscribe for their full entitlement. The new rights shares issued is allowed up to 50% of the total number of issued shares ("Enhanced Rights Issue Mandate"). The relief measure, which is aimed at expediting fund raising to assist eligible listed issuers affected by the COVID 19 pandemic, is available till 31 December 2021.

Since the introduction of the Enhanced Rights Issue Mandate in November 2020, we have seen many PLCs, particularly penny stocks, quickly capitalising on the relaxation and flexibility of the Enhanced Rights Issue Mandate. On top of that, sweeteners like warrants are commonly thrown in with the rights issue, resulting in some of these companies seeing their share base ballooning rather quickly and by few-fold in a short time.

One of the penny stocks that had recently taken advantage of the Enhanced Rights Issue Mandate is Pasukhas Group Bhd ("Pasukhas"). Pasukhas completed a private placement exercise which involved the issuance of 81,441,000 new shares (representing 10% of the then existing total number of issued shares) on 18 September 2020. Less than three months later, it completed another private placement which involved issuance of 268,757,000 new shares (representing 30% of the existing total number of issued shares) on 4 December 2020.

Besides the two private placements, within a short period of 3 months, 991,989,752 of Pasukhas' new shares were issued pursuant to a rights issue with warrants. These were listed on 21 July 2021, - a mere 7 months after the last private placement.

Details of valid acceptances and excess applications received for the rights issues exercise are as follows:

	No. of Rights Shares	% of total issue
Total valid acceptances	186,547,381	18.80
Total valid excess applications	805,442,371	81.16
Total valid acceptances and excess applications	991,989,752	99.96
Total Rights Shares available for subscription	992,394,432	100.00
Not subscribed for	404,680	0.04

Total valid acceptance was only 18.80%. This could mean that many of the entitled shareholders did not subscribe to the rights allocated to them despite the discounted price. The bulk of the shareholders may have thought that they would not be 'in the money' by subscribing to the

rights issue and thus chose not to take up their rights entitlements. As for the PLC, it should analyse and ask itself why so many shareholders did not take up their rights entitlements. The high valid excess application could mean that besides the undertaking shareholders, other parties could have scooped up the rights shares and free warrants.

Tell-tale signs

Shareholders may be tempted by the prospect of buying discounted shares through a rights issue especially if there are some warrants thrown-in as sweeteners. But it is not always a certainty that you are getting a bargain. When it comes to certain PLCs, you may need to think twice before parting with your hard-earned money by subscribing for the rights issue. This applies to both small and big PLCs.

Below are some tell-tale signs, of PLCs, that minority shareholders should take note of:

1. They have huge share base with no decent earnings.
2. They undertake frequent fund-raising exercises, such as private placement or rights issue.
3. They issue lots of shares under an employee share option scheme (ESOS) or under a private placement, thus diluting minority shareholdings.
4. They undertake huge rights issue exercise to raise fund from shareholders for working capital.
5. They have significant financial instruments that would have a shareholding-dilution effect in the future, such as warrants, irredeemable convertible unsecured loan stock (ICULS) or irredeemable convertible preference shares (ICPS).
6. They frequently announce numerous memorandums of understanding (MOUs) or collaborative agreements. Most of these either fizzle-off or are terminated or take an unreasonably long time for completion.
7. They frequently churn out articles, reports and announcements of business ventures, joint ventures (JVs) to create interest and excitement. Good companies will not do this - they produce good results without hyping-up interest and excitement.
8. They show losses quarter after quarter, year after year, and these losses are due to management incompetence - external uncontrollable factors are understandable.
9. They use large portions of company's funds to acquire non-core assets, invest in dubious JVs and investments.
10. They use company fund to invest/speculate in listed stocks.

In general, the more the tell-tale signs, the higher the risk. As always, minority shareholders should delve deeper into a PLC before parting with their hard-earned money through a rights issue.

This article appeared in the The Observer, a weekly newsletter published by The Minority Shareholders Watch Group (MSWG) and reproduced here with their permission. Do follow MSWG's Twitter account at @MSWGMalaysia and share your thought on their tweets from time to time.

SHAREINVESTOR MARKET DATA PLATFORMS



ShareInvestor is a technology based company with a focus on Internet media and we have operations in Malaysia, Singapore and Thailand. We are the market leader in providing a combination of market data, analysis and news on various platforms to traders and investors.

Our websites include www.shareinvestor.com and www.bursastation.com.
More information about our products and services can be found at www.shareinvestorholdings.com

We are looking for Developers to join our team, in a challenging, yet fun and fulfilling environment. The successful applicants will leverage on the latest Internet technologies to help create financial applications and platforms for investors, listed companies and financial institutions. Fresh graduates are welcome to apply.

Interested candidates are encouraged to apply with full resume, present and expected salary and a recent photograph. Please send these to hr.my@shareinvestor.com for processing. ShareInvestor regrets that only shortlisted candidates shall be notified.

Ruby on Rails Developer

Responsibilities:

- Develop quality web-based software modules on schedule with a focus on Ruby and Ruby on Rails applications.
- Explore and utilize the latest web-based technologies.
- Document design specifications, logic concepts and module description.
- Maintain and enhance existing web-based applications.

Requirements:

- Experience in web-based programming/scripting is essential. Candidate must be able to explain clearly technical aspects of his/her past experiences and projects.
- Passion for programming and desire to learn new languages like Go.
- Good Diploma/Degree in Computer Science/Computer Engineering.
- Able to work well in a team and be able to follow documentation and coding standards.
- Knowledge in any of the following would be an added advantage
 - Ruby and Ruby on Rails Framework
 - Javascript and jQuery library
 - Go
 - Perl

Application Developer (C++/STL)

Responsibilities:

- Deliver quality software modules on schedule.
- Document design specifications, conceptions, module description.
- Maintain and enhance existing applications.

Requirements:

- Passion for programming and desire to learn.
- Good Diploma/Degree in Computer Science/Computer Engineering.
- Skills in C++ is essential.
- Experience with Visual Studio, networking stack and Golang would be an advantage.
- Proactive, resourceful and self-motivated with strong analytical skills.
- Good interpersonal, written and communication skills.
- Able to work with little supervision.

PHP Developer

Responsibilities:

- Develop web applications in PHP
- Work with Front-End Developers for integration with visuals.
- Perform R&D work based on new ideas and concepts for future requirements and enhancement.
- Use JSON and REST API's for integration
- Advise and consult on technical queries on web development.
- Present ideas and concepts internally and be creative to propose and deliver solutions
- Provide support and maintenance for all related projects.
- Be actively involved in internal discussions, brainstorm-sessions, and other meetings.

Requirements:

- Bachelor's Degree/Diploma in Computer Science; Information Technology or equivalent.
- Minimum 3-5 years of experience working with at least one of the following PHP based frameworks: Drupal, Symfony, WordPress
- Experience with Drupal, AWS & Containerisation (Docker, GitLab, Podman) strongly preferred.
- Proven experience developing custom modules or framework extensions
- Very comfortable integrating with 3rd party APIs
- Strong skills in PHP, MySQL, Bootstrap, HTML, CSS, Javascript/Jquery.
- Excellent communication skills to support healthy relationships with teammates and clients
- Good problem solving capabilities
- Able to showcase PHP projects which the candidate has implemented before.
- Familiar with secure coding practices

SHARIAH HOT STOCKS

Price & Volume Distribution Charts (As at Yesterday)

Technical Analysis

Definition

Shariah compliant stocks with Technical Analysis showing the closing price Yesterday is higher than previous closing price and 5-days Moving Average Price with Volume Spike

Chart Guide

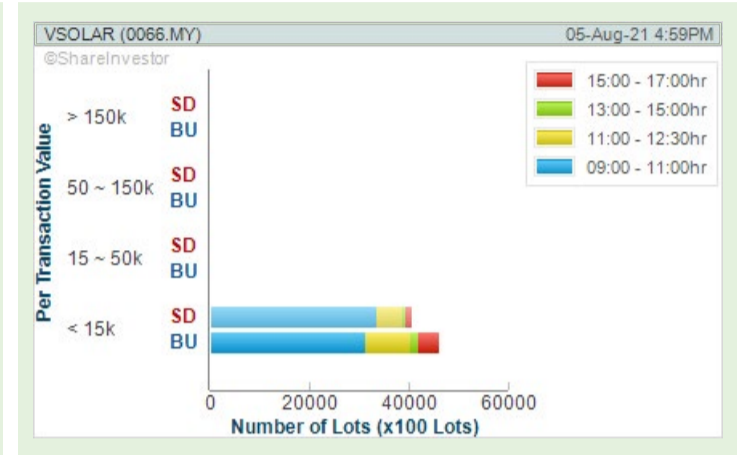
Volume Distribution Chart is a statistical interpretation of the current sentiment on each stock in graphical format. The highest bar categorized as >150k is likely to be traded by institutions or super dealers, while the lowest bar categorized as <15k usually represents retail investors. "Buy Up" refers to more buyers snatching up the lots queued at selling price. "Sell Down" refers to sellers selling their shares to the buying queue



ShareInvestor WebPro > Screener > Market Screener (FA & TA) > select BURSA > add criteria > click Add Criteria
A. Criteria
 • Fundamental Analysis Conditions tab >select (i) Revenue
 • Technical Analysis Conditions tab select (ii) Moving Average Below Close (iii) select ADX Trend (iv) select Bullish ADX +DI/-DI (v) select Volume Spike (vi) select RSI Overbought
 • Prices & Other Conditions tab > select (vii) Is Shariah Compliant
B. Conditions (Criteria Filters)
 • Revenue - select (more than) type (1) for the past select (1) financial year(s)
 • Moving Average Below Close - select (MA) type (5) below close price for type (1) days
 • ADX Trend - ADX type (5) type (1) above type (20) for type (1) days
 • Bullish ADX +DI/-DI - ADX type (5) type (1): +DI above -DI
 • Volume Spike - Volume type (1) times greater than type (5) days average
 • RSI Overbought - RSI type (1) above (99) for (1) days
 • Is Shariah Compliant - select Yes
 > click Save Template > Create New Template type (Shariah Hot Stocks) > click Create
 > click Save Template as > select Shariah Hot Stocks > click Save
 > click Screen Now (may take a few minutes)
 > Sort By: Select (Vol) Select (Desc)
 > Mouse over stock name > Charts > click Interactive Charts or Volume Distribution

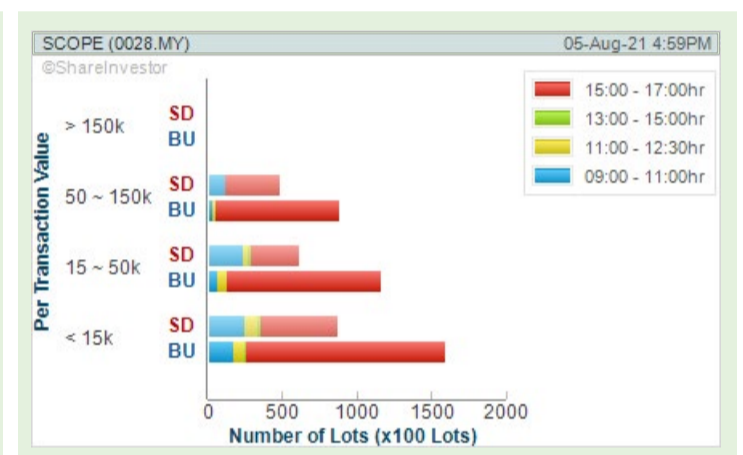
VSOLAR GROUP BERHAD (0066)

Analysis



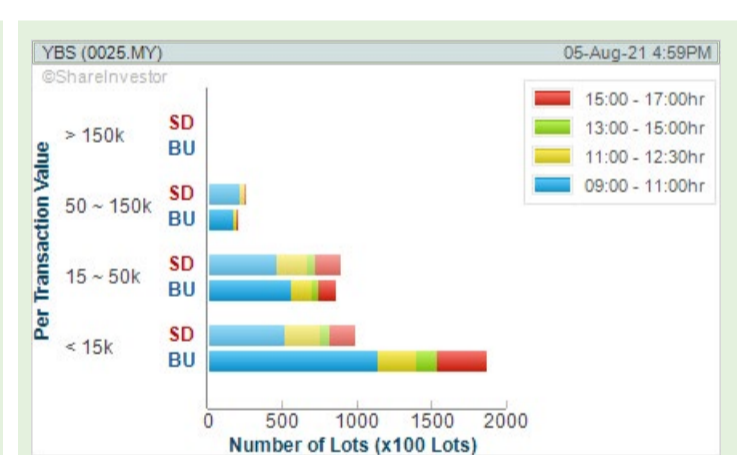
SCOPE INDUSTRIES BERHAD (0028)

Analysis



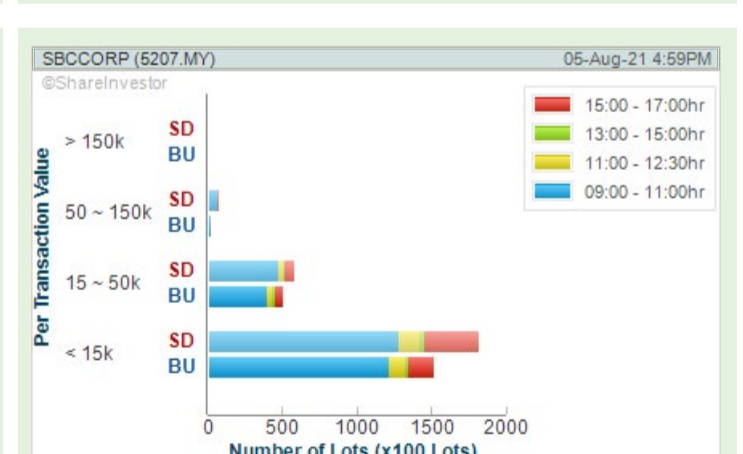
YBS INTERNATIONAL BERHAD (0025)

Analysis



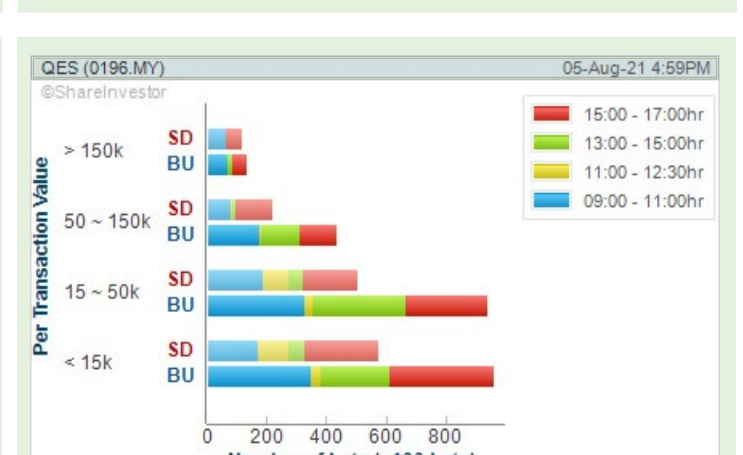
SBC CORPORATION BERHAD (5207)

Analysis



QES GROUP BERHAD (0196)

Analysis



SHARIAH MOMENTUM UP STOCKS

Price & Volume Distribution Charts (As at Yesterday)

Technical Analysis

Definition

Shariah compliant stocks with Technical Analysis showing Bullish Momentum and Price Uptrend. The share price closed at the highest price yesterday. Both the highest and lowest price were higher than the previous day's highest and lowest price.

Chart Guide

Volume Distribution Chart is a statistical interpretation of the current sentiment on each stock in graphical format. The highest bar categorized as >150k is likely to be traded by institutions or super dealers, while the lowest bar categorized as <15k usually represents retail investors. "Buy Up" refers to more buyers snatching up the lots queued at selling price. "Sell Down" refers to sellers selling their shares to the buying queue.



ShareInvestor WebPro > Screener > Market Screener (FA & TA) > select BURSA > add criteria

A. Criteria

- Fundamental Analysis Conditions tab: select (i) Revenue
- Technical Analysis Conditions tab: select (ii) Stochastic Overbought (iii) select Bullish ADX +DI/-DI (iv) select Average Volume (v) select RSI Overbought
- Prices & Other Conditions tab: select (vi) Last Done Price (vii) select Is Shariah Compliant

B. Conditions

- Revenue - select (more than) type (1) for the past select (1) financial year(s)
- Stochastic Overbought - FatSO type (1), type (1) above type (99) for type (1) days
- Bullish ADX+DI/-DI - ADX Type (1), type (1): +DI above -DI
- Average Volume - type (1) days average volume greater than type (1000) lots
- RSI Overbought - RSI type (1) above (99) for (1) days
- Last Done Price - select (more than) type (0.3)
- Is Shariah Compliant - select Yes

> click Save Template > Create New Template type (Shariah Momentum Up Stocks) > click Create

> click Save Template as > select Shariah Momentum Up Stocks > click Save

> click Screen Now (may take a few minutes)

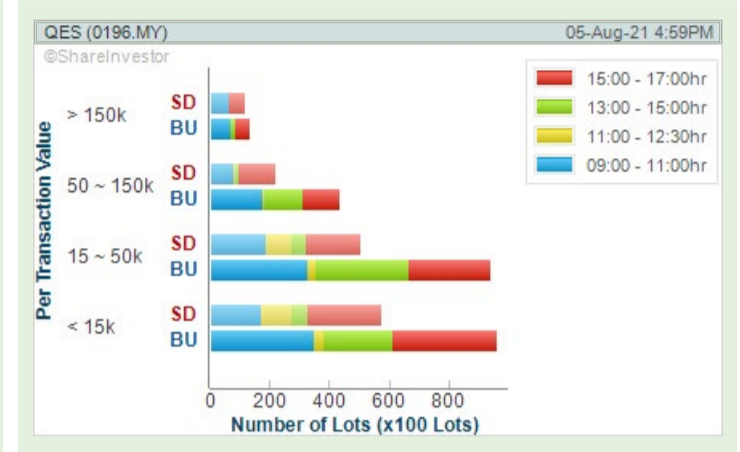
Sort By: Select (Vol) Select (Desc)

Mouse over stock name > Charts > click Interactive Charts tab or Volume Distribution



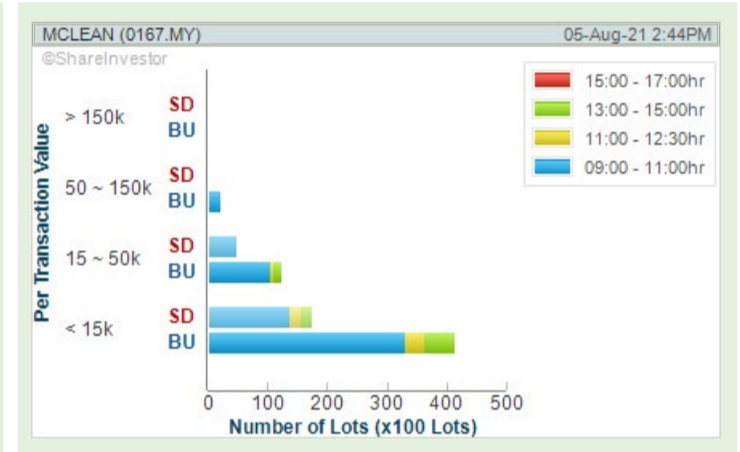
QES GROUP BERHAD (0196)

Analysis



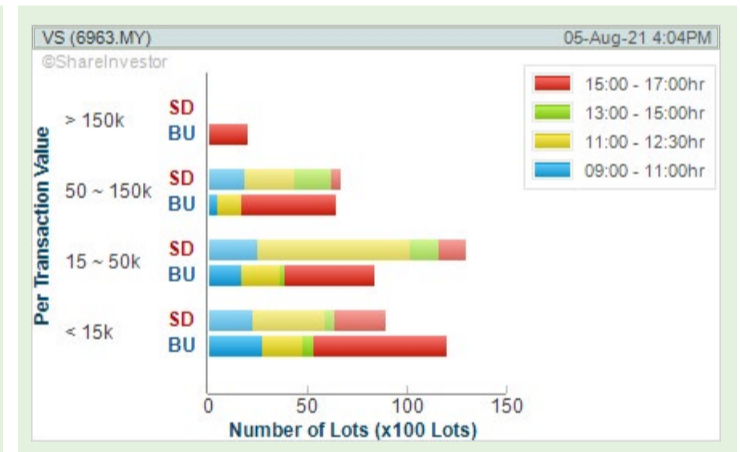
MCLEAN TECHNOLOGIES BERHAD (0167)

Analysis



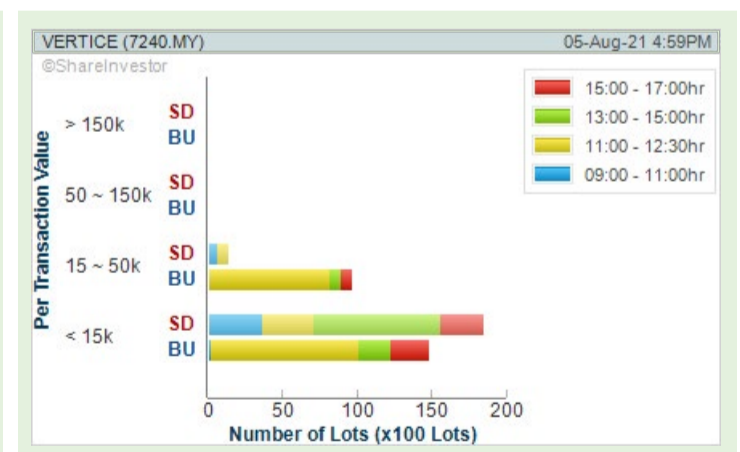
V.S INDUSTRY BERHAD (6963)

Analysis



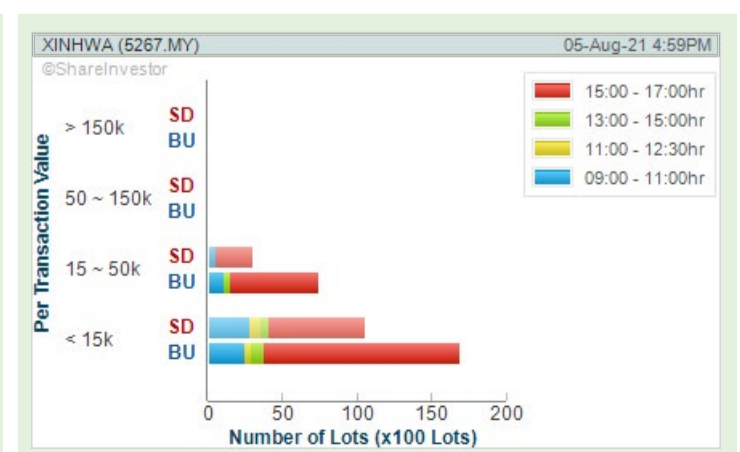
VERTICE BERHAD (7240)

Analysis



XIN HWA HOLDINGS BERHAD (5267)

Analysis



HOT STOCKS

Price & Volume Distribution Charts (Over 5 trading days As at Yesterday)

Technical Analysis

Definition

Non-Shariah compliant stocks with Technical Analysis showing the closing price Yesterday is higher than previous closing price and 5-days Moving Average Price with Volume Spike

Chart Guide

Volume Distribution Chart is a statistical interpretation of the current sentiment on each stock in graphical format. The highest bar categorized as >150k is likely to be traded by institutions or super dealers, while the lowest bar categorized as <15k usually represents retail investors. "Buy Up" refers to more buyers snatching up the lots queued at selling price. "Sell Down" refers to sellers selling their shares to the buying queue.



ShareInvestor WebPro > Screener > Market Screener (FA & TA) > select BURSA > add criteria

A. Criteria

- Fundamental Analysis Conditions tab >select (i) Revenue
- Technical Analysis Conditions tab select (ii) Moving Average Below Close (iii) select Volume Spike (iv) select RSI Overbought
- Price & Other Conditions tab > select (v) Is Shariah Compliant

> click Add Criteria

B. Conditions

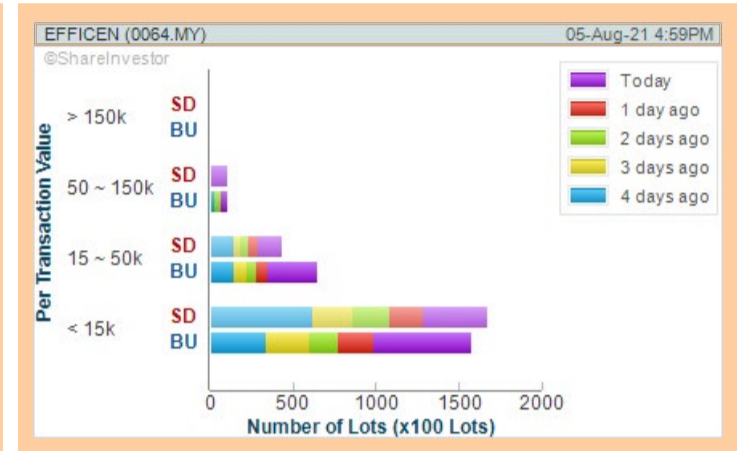
- Revenue - select (more than) type (1) for the past select (1) financial years)
- Moving Average Below Close - select (MA) type (5) below close price for type (1) days
- Volume Spike - Volume type (1) times greater than type (5) days average
- RSI Overbought - RSI type (1) above (99) for (1) days
- Is Shariah Compliant - select No

> click Save Template > Create New Template type (Non-Shariah Hot Stocks) > click Create

- > click Save Template as > select Non-Shariah Hot Stocks > click Save
- > click Screen Now (may take a few minutes)
- > Sort By: Select (Vol) Select (Desc)
- > Mouse over stock name > Charts > click Interactive Charts tab or Volume Distribution

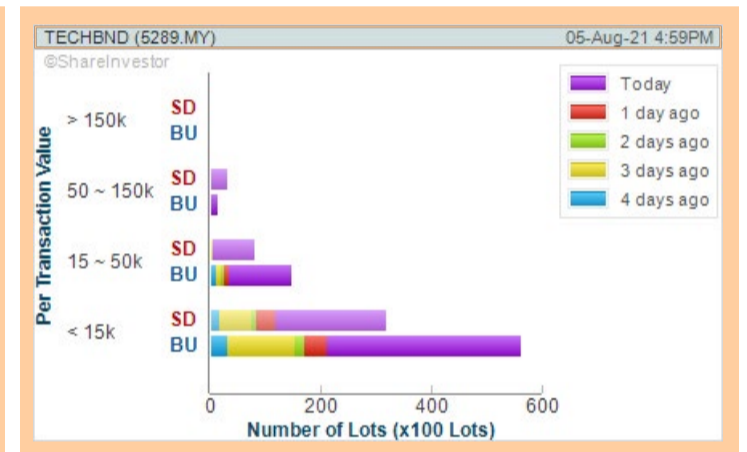
EFFICIENT E-SOLUTIONS BERHAD (0064)

Analysis



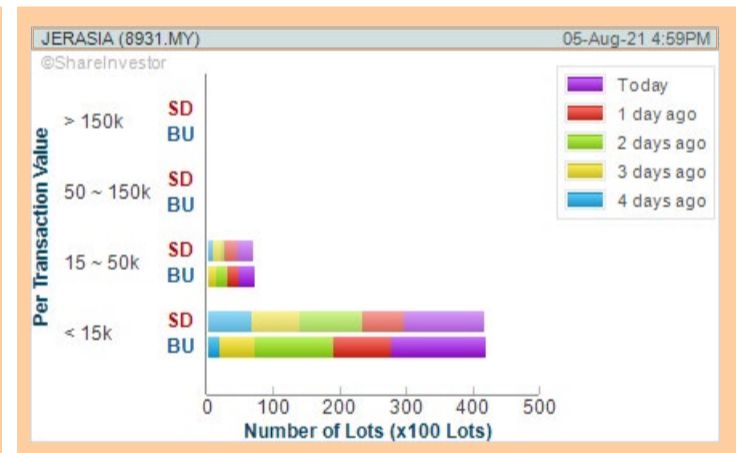
TECHBOND GROUP BERHAD (5289)

Analysis



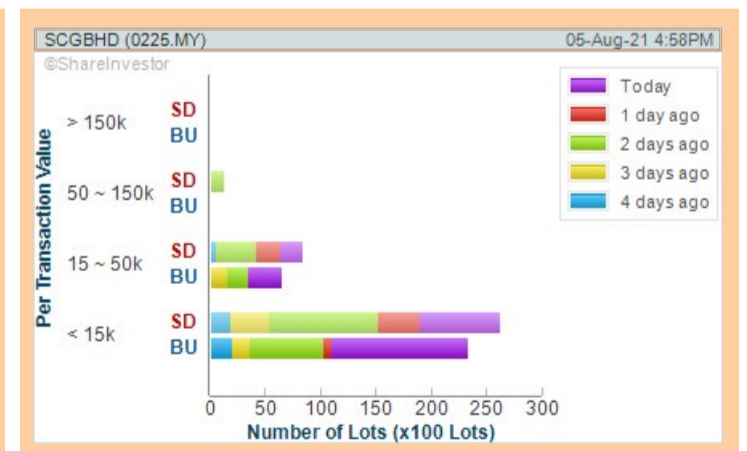
JERASIA CAPITAL BERHAD (8931)

Analysis



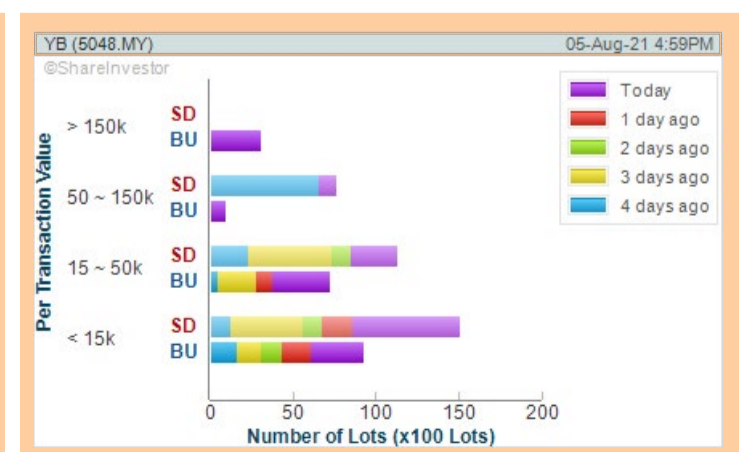
SOUTHERN CABLE GROUP BERHAD (0225)

Analysis



YB VENTURES BERHAD (5048)

Analysis



UP TRENDING STOCKS

Price & Volume Distribution Charts (Over 5 trading days As at Yesterday)

Technical Analysis

Definition

Stocks with Technical Analysis showing Bullish Momentum and Price Uptrend.

Chart Guide

Volume Distribution Chart is a statistical interpretation of the current sentiment on each stock in graphical format. The highest bar categorized as >150k is likely to be traded by institutions or super dealers, while the lowest bar categorized as <15k usually represents retail investors. "Buy Up" refers to more buyers snatching up the lots queued at selling price. "Sell Down" refers to sellers selling their shares to the buying queue.



ShareInvestor WebPro > Screener > Market Screener (FA & TA) > select BURSA > add criteria

A. Criteria

- Fundamental Analysis Conditions tab >select (i) Revenue
- Technical Analysis Conditions tab (ii) select Moving Average Below Close (iii) select Average Volume (iv) select Bullish ADX +DI/-DI (v) select ADX Trend
- Prices & Other Conditions tab: select (vi) Last Done Price
- > click Add Criteria
- Technical Analysis Conditions tab (vii) select Moving Average Below Close
- > click Add Criteria

B. Conditions

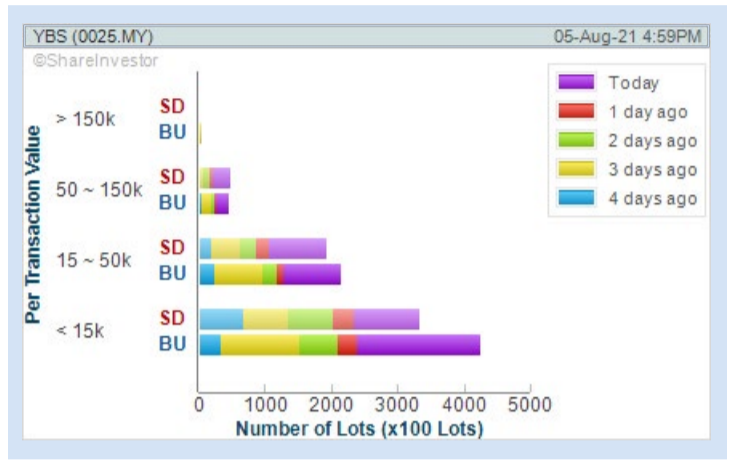
- Revenue - select (more than) type (1) for the past select (1) financial year(s)
- Moving Average Below Close - select (MA) type (20) below close price for type (1) days
- Average Volume - type (5) days average volume type (1000) lots
- Last Done Price - select (more than) type (0.3)
- Moving Average Below Close - select (MA) type (40) below close price for type (1) days
- Bullish ADX - ADX type (20) type (1); +DI above -DI
- ADX Trend - ADX type (20), type (1) above type (20) for type (1) days

> click Save Template > Create New Template type (Non-Shariah Up-Trending Stocks) > click Create
 Click Save Template As > select Non-Shariah Up Trending Stocks > click Save
 > click Screen Now (may take a few minutes)
 Sort By: Select (Vol) Select (Desc)
 Mouse over stock name > Charts > click Interactive Charts tab or Volume Distribution



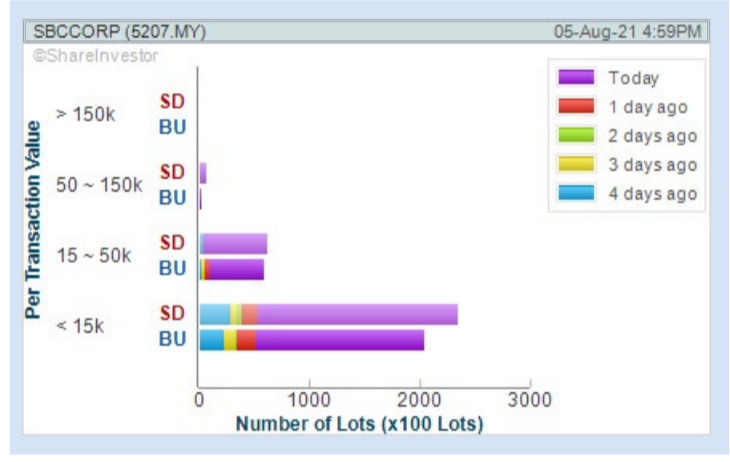
YBS INTERNATIONAL BERHAD (0025)

Analysis



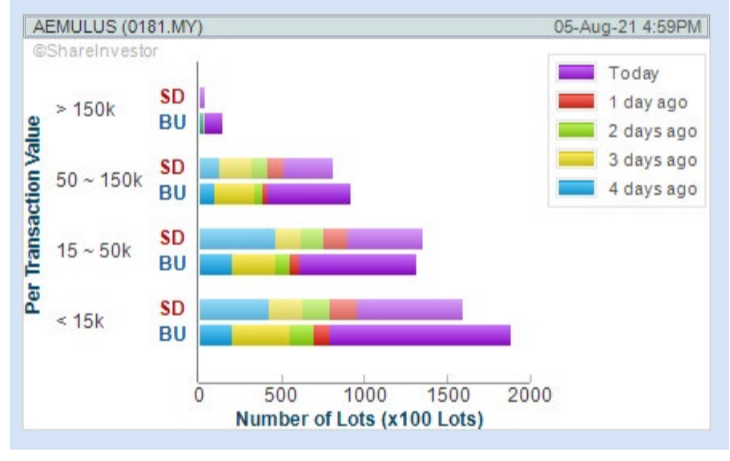
SBC CORPORATION BERHAD (5207)

Analysis



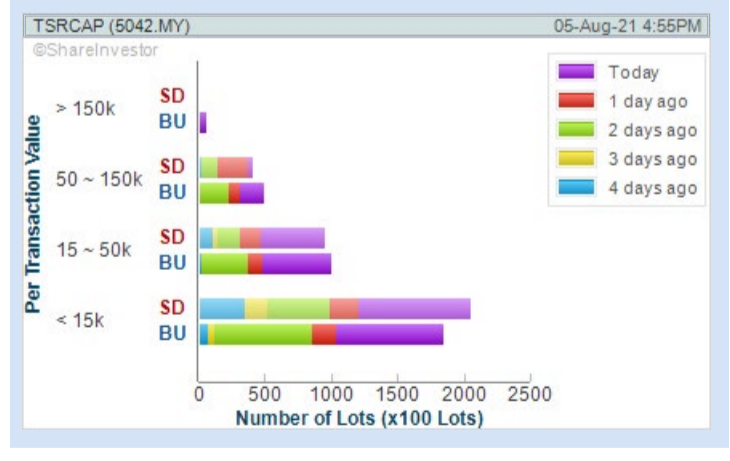
AEMULUS HOLDINGS BERHAD (0181)

Analysis



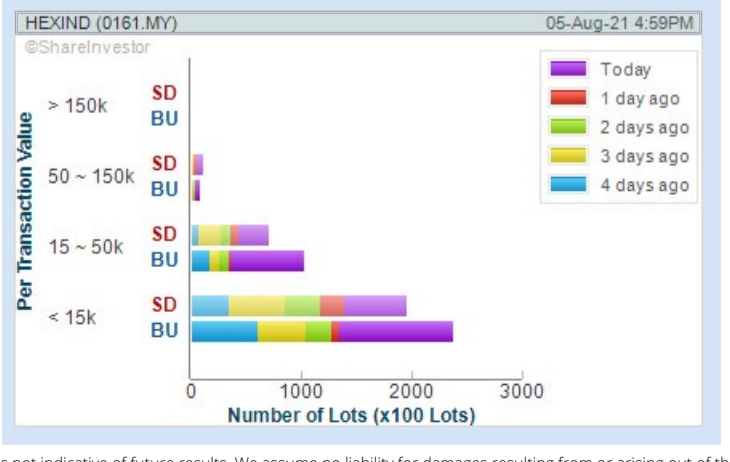
TSR CAPITAL BERHAD (5042)

Analysis



HEXTAR INDUSTRIES BERHAD (0161)

Analysis



Disclaimer: The information on this page is provided as a service to readers. It does not constitute financial advice and/or any investment recommendations. Past performance is not indicative of future results. We assume no liability for damages resulting from or arising out of the use of such information. It would be best if you did your own research to make your personal investment decisions wisely or consult a licenced investment advisor.

GROWTH STOCKS

Price & Total Shareholder Return (As at Yesterday)

Fundamental Analysis

Definition

A growth company is any company whose business generates significant positive cash flows or earnings which increase at significantly faster rates than the overall economy. A growth company tends to have very profitable reinvestment opportunities for its own retained earnings.



Chart Guide

Total Shareholder Return (TSR) combines share price appreciation and dividends paid to show the total return to the shareholder expressed as a percentage.



ShareInvestor WebPR > Screener > Market Screener (FA & TA) > select BURSA > add criteria
A.Criteria
 • Fundamental Analysis Conditions tab > select (i) Free Cash Flow, (ii) Revenue Growth, (iii) Gross Profit (Earnings) Margin, (iv) Quality of Earnings, (v) Total Shareholder Returns,
 > click Add Criteria
 • Fundamental Analysis Conditions tab >select (vi) Total Shareholder Returns
 > click Add Criteria

B.Conditions (Criteria Filters)
 • Free Cash Flow - select (more than) type (1) for the past select (1) financial year(s)
 • Revenue Growth - select (more than) type (1) for the past select (1) financial year(s)
 • Gross Profit (Earnings) Margin - select (more than) type (30) % for the past select (1) financial year(s)
 • Quality of Earnings - select (more than) type (1) for the past select (1) financial year(s)
 • Total Shareholder Return - select (more than) type (5) % for the past select (3) financial year(s)
 • Total Shareholder Return - select (more than) type (5) % for the past select (5) financial year(s)

> click Save Template > Create New Template type (Growth Companies) > click Create
 > click Save Template as > select Growth Companies > click Save
 > click Screen Now (may take a few minutes)
 > Sort By: Select (Revenue Growth) Select (Desc)
 > Mouse over stock name > Factsheet > looking for Total Shareholder Return

LAGENDA PROPERTIES BERHAD (7179)

Analysis



Period	Dividend Received	Capital Appreciation	Total Shareholder Return
Short Term Return	5 Days	-0.080	-5.97 %
	10 Days	-0.070	-5.26 %
	20 Days	-0.050	-3.82 %
Medium Term Return	3 Months	-0.150	-10.84 %
	6 Months	0.025	-21.17 %
	1 Year	0.025	+46.02 %
Long Term Return	2 Years	0.025	+71.33 %
	3 Years	0.025	+71.33 %
	5 Years	0.025	+38.77 %
Annualised Return	Annualised	-	+6.77 %

TOP GLOVE CORPORATION BERHAD (7113)

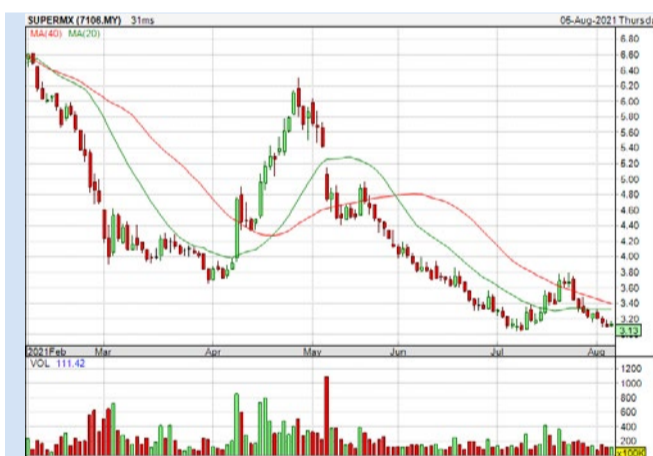
Analysis



Period	Dividend Received	Capital Appreciation	Total Shareholder Return
Short Term Return	5 Days	-0.230	-5.76 %
	10 Days	-0.380	-9.38 %
	20 Days	-0.090	-2.33 %
Medium Term Return	3 Months	0.180	-24.89 %
	6 Months	0.432	-37.67 %
	1 Year	0.682	-51.65 %
Long Term Return	2 Years	0.822	+204.31 %
	3 Years	0.907	+176.09 %
	5 Years	1.207	+569.85 %
Annualised Return	Annualised	-	+46.28 %

SUPERMAX CORPORATION BERHAD (7106)

Analysis



Period	Dividend Received	Capital Appreciation	Total Shareholder Return
Short Term Return	5 Days	-0.100	-3.10 %
	10 Days	-0.520	-14.28 %
	20 Days	+0.070	+2.29 %
Medium Term Return	3 Months	0.130	-31.18 %
	6 Months	0.168	-50.07 %
	1 Year	0.168	-71.48 %
Long Term Return	2 Years	0.168	+337.40 %
	3 Years	0.203	+220.17 %
	5 Years	0.318	+516.82 %
Annualised Return	Annualised	-	+43.89 %

INNORISE PLANTATIONS BERHAD (6262)

Analysis



Period	Dividend Received	Capital Appreciation	Total Shareholder Return
Short Term Return	5 Days	-	-
	10 Days	-0.010	-0.95 %
	20 Days	+0.085	+8.90 %
Medium Term Return	3 Months	0.020	-16.04 %
	6 Months	0.060	+7.84 %
	1 Year	0.105	+27.22 %
Long Term Return	2 Years	0.105	+64.79 %
	3 Years	0.115	+44.38 %
	5 Years	0.185	+94.44 %
Annualised Return	Annualised	-	+14.22 %

MENANG CORPORATION (M) BERHAD (1694)

Analysis



Period	Dividend Received	Capital Appreciation	Total Shareholder Return
Short Term Return	5 Days	+0.030	+6.38 %
	10 Days	+0.030	+6.38 %
	20 Days	+0.080	+13.64 %
Medium Term Return	3 Months	+0.050	+11.11 %
	6 Months	-0.040	-7.41 %
	1 Year	+0.010	+2.04 %
Long Term Return	2 Years	+0.155	+44.93 %
	3 Years	+0.050	+11.11 %
	5 Years	+0.044	+9.65 %
Annualised Return	Annualised	-	+1.86 %

DIVIDEND STOCKS

Price & Total Shareholder Return (As at Yesterday)

Fundamental Analysis

Definition

A dividend company is any company that pays out regular dividends. It is usually a well-established company with a track record of distributing earnings back to shareholders.

Chart Guide

Total Shareholder Return (TSR) combines share price appreciation and dividends paid to show the total return to the shareholder expressed as a percentage.



ShareInvestor WebPro > Screener > Market Screener (FA & TA) > select BURSA > add criteria
A.Criteria
 • Fundamental Analysis Conditions tab > select (i) Dividend Yield, (ii) Dividend Payout, (iii) Total Debt To Equity, (iv) Total Shareholder Returns > click Add Criteria
 • Fundamental Analysis Conditions tab > select (v) Total Shareholder Returns > click Add Criteria

B.Conditions (Criteria Filters)
 • Dividend Yield - select (more than) type (5) % for the past select (1) financial year(s)
 • Dividend Payout (Historical) - select (more than) type (0.5) times for the past select (1) financial year(s)
 • Total Debt To Equity - select (less than) type (1) for the past select (1) financial year(s)
 • Total Shareholder Return - select (more than) type (5) % for the past select (3) financial year(s)
 • Total Shareholder Return - select (more than) type (5) % for the past select (5) financial year(s)

> click Save Template > Create New Template type (Dividend Companies) > click Create
 > click Save Template as > select Dividend Companies > click Save
 > click Screen Now (may take a few minutes)
 > Sort By: Select (Dividend Yield) Select (Desc)
 > Mouse over stock name > Factsheet > looking for Total Shareholder Return

ZHULIAN CORPORATION BERHAD (5131)

Analysis



Period	Dividend Received	Capital Appreciation	Total Shareholder Return
Short Term Return	5 Days	-0.010	-0.03 %
	10 Days	-0.020	-1.05 %
	20 Days	-0.020	-1.05 %
Medium Term Return	3 Months	0.030	-1.05 %
	6 Months	0.110	+14.96 %
	1 Year	0.170	+36.85 %
Long Term Return	2 Years	0.300	+47.50 %
	3 Years	0.400	+66.18 %
	5 Years	0.525	+91.18 %
Annualised Return	Annualised	-	+13.84 %

TALIWORKS CORPORATION BERHAD (8524)

Analysis



Period	Dividend Received	Capital Appreciation	Total Shareholder Return
Short Term Return	5 Days	-	-
	10 Days	-	-
	20 Days	-0.010	-1.16 %
Medium Term Return	3 Months	0.017	+3.03 %
	6 Months	0.033	+8.12 %
	1 Year	0.066	+8.51 %
Long Term Return	2 Years	0.123	+6.92 %
	3 Years	0.178	+6.58 %
	5 Years	0.319	+32.54 %
Annualised Return	Annualised	-	+5.80 %

TIME DOTCOM BERHAD (5031)

Analysis



Period	Dividend Received	Capital Appreciation	Total Shareholder Return
Short Term Return	5 Days	-0.040	-0.84 %
	10 Days	-0.080	-1.87 %
	20 Days	-0.040	-0.84 %
Medium Term Return	3 Months	+0.113	+2.46 %
	6 Months	0.331	+10.21 %
	1 Year	0.331	+40.81 %
Long Term Return	2 Years	0.621	+83.93 %
	3 Years	0.827	+109.83 %
	5 Years	1.305	+153.69 %
Annualised Return	Annualised	-	+20.46 %

SARAWAK PLANTATION BERHAD (5135)

Analysis



Period	Dividend Received	Capital Appreciation	Total Shareholder Return
Short Term Return	5 Days	-0.010	-0.45 %
	10 Days	-0.010	-0.45 %
	20 Days	-0.040	-1.76 %
Medium Term Return	3 Months	0.050	-7.22 %
	6 Months	0.050	+10.14 %
	1 Year	0.100	+42.07 %
Long Term Return	2 Years	0.150	+70.00 %
	3 Years	0.200	+53.80 %
	5 Years	0.250	+37.78 %
Annualised Return	Annualised	-	+6.62 %

BURSA MALAYSIA BERHAD (1818)

Analysis



Period	Dividend Received	Capital Appreciation	Total Shareholder Return
Short Term Return	5 Days	-0.010	-0.13 %
	10 Days	-0.020	-0.26 %
	20 Days	-0.230	-2.94 %
Medium Term Return	3 Months	-0.920	-10.81 %
	6 Months	-1.760	-18.82 %
	1 Year	0.170	-26.79 %
Long Term Return	2 Years	0.378	+23.92 %
	3 Years	0.714	+7.15 %
	5 Years	1.419	+52.85 %
Annualised Return	Annualised	-	+8.85 %



Long Companies

SHAREINVESTOR WEBPRO step-by-step GUIDE
 ShareInvestor WebPro > Screener > Predefined TA Screens > select market BURSA > Most Long Signals > click Scan Results or mouse over each company > Charts > click Interactive Charts for Price & Volume Distribution

Definition

Top 10 stocks with Technical Analysis plus Pattern Matching by 60 pre-defined indicators by the system showing a higher probability of bullish sentiment on the share price.

JIANKUN INTERNATIONAL BERHAD (8923)

JIANKUN

Price updated at 05 Aug 2021 16:59

Last: 0.330	Change: -	Volume: 97,362
	Change (%): -	Range: 0.320 - 0.345

TA Scanner Results based on historical data up to 05 Aug 2021

Condition	Signal	Explanation
Bollinger Band: Bullish Long Term Volatility Breakout and Trending	Long	1. Close price above upper bollinger band(33,1). 2. Volume above average volume(50). 3. Average volume(50) is above 300,000.
Bollinger Band: Bullish Lower Bollinger Band Support	Long	1. Low 1 day ago below lower bollinger band(20,2). 2. Close above close 1 day ago. 3. Average volume(5) is above 100,000.
Bollinger Band: Bullish Short Term Volatility Breakout and Trending	Long	1. Close price above upper bollinger band(33,1). 2. Volume above average volume(10). 3. Average volume(10) is above 300,000.
Bollinger Band: High Above Upper Bollinger Band	Neutral	1. High above upper bollinger band(20,2). 2. Average volume(5) is above 100,000.
Donchian Channels: High Above Upper Donchian Channels	Long	High crossed above the upper Donchian Channel(14,4)
MA: Bullish Price Crossover	Long	1. Close price crossed above MA(40) within the last 1 day. 2. Previous day close price is below the MA(10) for the last 5 days
MA: Short Term Bullish Moving Average Crossover	Long	MA(10) crossed above MA(15) within the last 1 day.
Parabolic SAR: Bearish Parabolic SAR Reversal	Neutral	1. Parabolic SAR 1 day ago above close price 1 day ago for the last 5 days. 2. Parabolic SAR below close price
RSI: Short Term RSI 50 Bullish Crossover	Long	1. RSI(20) crossed above 50 within the last 1 day and RSI(20) 1 day ago below 50 for the last 5 days. 2. Volume above average volume(125). 3. Average volume(5) is above 100,000.

BAHVEST RESOURCES BERHAD (0098)

BAHVEST

Price updated at 05 Aug 2021 16:54

Last: 0.455	Change: +0.005	Volume: 17,348
	Change (%): +1.11	Range: 0.445 - 0.455

TA Scanner Results based on historical data up to 05 Aug 2021

Condition	Signal	Explanation
Bollinger Band: Bullish Long Term Volatility Breakout and Trending	Long	1. Close price above upper bollinger band(33,1). 2. Volume above average volume(50). 3. Average volume(50) is above 300,000.
Bollinger Band: Bullish Short Term Volatility Breakout and Trending	Long	1. Close price above upper bollinger band(33,1). 2. Volume above average volume(10). 3. Average volume(10) is above 300,000.
Bollinger Band: High Above Upper Bollinger Band	Neutral	1. High above upper bollinger band(20,2). 2. Average volume(5) is above 100,000.
DM: Bullish Directional Movement	Long	-DI(14) crossed below +DI(14)
MA: Bullish Price Crossover	Long	1. Close price crossed above MA(40) within the last 1 day. 2. Previous day close price is below the MA(10) for the last 5 days
MACD: Bullish MACD Crossover	Long	1. MACD(12,26) diff line crossed above the MACD(12,26) signal line. 2. MACD Histogram(12,26) is above 0.

ASTINO BERHAD (7162)

ASTINO

Price updated at 05 Aug 2021 16:57

Last: 0.635	Change: -0.015	Volume: 11,627
	Change (%): -2.31	Range: 0.635 - 0.655

TA Scanner Results based on historical data up to 05 Aug 2021

Condition	Signal	Explanation
Bollinger Band: Bullish Lower Bollinger Band Support	Long	1. Low 1 day ago below lower bollinger band(20,2). 2. Close above close 1 day ago. 3. Average volume(5) is above 100,000.
Candlestick: Bullish Engulfing	Long	Bullish: Engulfing
Williams %R: Bullish Williams %R	Long	1. Williams %R(26) between -80 and -100. 2. Average volume(5) is above 100,000.

SEAL INCORPORATED BERHAD (4286)

SEAL

Price updated at 05 Aug 2021 16:59

Last: 0.420	Change: -0.005	Volume: 44,147
	Change (%): -1.18	Range: 0.410 - 0.440

TA Scanner Results based on historical data up to 05 Aug 2021

Condition	Signal	Explanation
Bollinger Band: Bullish Long Term Volatility Breakout and Trending	Long	1. Close price above upper bollinger band(33,1). 2. Volume above average volume(50). 3. Average volume(50) is above 300,000.
Bollinger Band: Bullish Short Term Volatility Breakout and Trending	Long	1. Close price above upper bollinger band(33,1). 2. Volume above average volume(10). 3. Average volume(10) is above 300,000.
Bollinger Band: High Above Upper Bollinger Band	Neutral	1. High above upper bollinger band(20,2). 2. Average volume(5) is above 100,000.
Donchian Channels: High Above Upper Donchian Channels	Long	High crossed above the upper Donchian Channel(14,4)
Price: New 52 Week High	Long	1. Stock reach a new 52 week high. 2. Average volume(30) is above 50000.
Volume: Volume Spike	Long	1. Volume is more than 500% above average volume(10). 2. Volume above 200000. 3. Close price above 0.10

FRASER & NEAVE HOLDINGS BERHAD (3689)

F&N

Price updated at 05 Aug 2021 16:59

Last: 25.500	Change: +1.060	Volume: 5,921
	Change (%): +4.34	Range: 24.520 - 25.700

TA Scanner Results based on historical data up to 05 Aug 2021

Condition	Signal	Explanation
Bollinger Band: Bullish Lower Bollinger Band Support	Long	1. Low 1 day ago below lower bollinger band(20,2). 2. Close above close 1 day ago. 3. Average volume(5) is above 100,000.
Bollinger Band: Low Below Lower Bollinger Band	Neutral	1. Low below lower bollinger band(20,2). 2. Average volume(5) is above 100,000.
Candlestick: Bullish Hammer	Long	Bullish: Hammer
Candlestick: Bullish Harami	Long	Bullish: Harami
Price: New 52 Week Low	Short	1. Stock reach a new 52 week low. 2. Average volume(30) is above 50000.
Williams %R: Bullish Williams %R	Long	1. Williams %R(26) between -80 and -100. 2. Average volume(5) is above 100,000.

CENSOF HOLDINGS BERHAD (5195)

CENSOF

Price updated at 05 Aug 2021 16:59

Last: 0.430	Change: -0.005	Volume: 74,231
	Change (%): -1.15	Range: 0.425 - 0.445

TA Scanner Results based on historical data up to 05 Aug 2021

Condition	Signal	Explanation
Bollinger Band: Bullish Lower Bollinger Band Support	Long	1. Low 1 day ago below lower bollinger band(20,2). 2. Close above close 1 day ago. 3. Average volume(5) is above 100,000.
Bollinger Band: Low Below Lower Bollinger Band	Neutral	1. Low below lower bollinger band(20,2). 2. Average volume(5) is above 100,000.
Candlestick: Bullish Engulfing	Long	Bullish: Engulfing
DM: Bullish Directional Movement	Long	-DI(14) crossed below +DI(14)
Stochastic: Fast Stochastic Buy Signal	Long	1. Fast Stochastic(15,5) %K crossed above 20. 2. Fast Stochastic(15,5) %K 1 day ago was below 20 for the last 5 days. 3. Average volume(30) is above 50000
Williams %R: Bullish Williams %R	Long	1. Williams %R(26) between -80 and -100. 2. Average volume(5) is above 100,000.

Disclaimer: The information on this page is provided as a service to readers. It does not constitute financial advice and/or any investment recommendations. Past performance is not indicative of future results. We assume no liability for damages resulting from or arising out of the use of such information. It would be best if you did your own research to make your personal investment decisions wisely or consult a licenced investment advisor.

GENTING MALAYSIA BERHAD (4715)

GENM

Price updated at 05 Aug 2021 16:59

Last: 2.680	Change: -0.040	Volume: 66,558
	Change (%): -1.47	Range: 2.680 - 2.750

TA Scanner Results based on historical data up to 05 Aug 2021

Condition	Signal	Explanation
Bollinger Band: Bullish Lower Bollinger Band Support	Long	1. Low 1 day ago below lower bollinger band(20,2). 2. Close above close 1 day ago. 3. Average volume(5) is above 100,000.
Bollinger Band: Low Below Lower Bollinger Band	Neutral	1. Low below lower bollinger band(20,2). 2. Average volume(5) is above 100,000.
CCI: Bullish CCI Oversold And Reversing	Long	1. CCI(26) below -100 and CCI(26) 1 day ago decreasing for the last 3 days. 2. CCI(26) above CCI(26) 1 day ago
Williams %R: Bullish Williams %R	Long	1. Williams %R(26) between -80 and -100. 2. Average volume(5) is above 100,000.

YOONG ONN CORPORATION BERHAD (5159)

YOON

Price updated at 05 Aug 2021 16:48

Last: 1.010	Change: -0.020	Volume: 3,121
	Change (%): -1.94	Range: 1.010 - 1.080

TA Scanner Results based on historical data up to 05 Aug 2021

Condition	Signal	Explanation
Candlestick: Indecision Doji	Neutral	Indecision: Doji
MA: Bullish Price Crossover	Long	1. Close price crossed above MA(40) within the last 1 day. 2. Previous day close price is below the MA(10) for the last 5 days
RSI: Short Term RSI 50 Bullish Crossover	Long	1. RSI(20) crossed above 50 within the last 1 day and RSI(20) 1 day ago below 50 for the last 5 days. 2. Volume above average volume(125). 3. Average volume(5) is above 100,000.
Stochastic: Fast Stochastic Buy Signal	Long	1. Fast Stochastic(15,5) %K crossed above 20. 2. Fast Stochastic(15,5) %K 1 day ago was below 20 for the last 5 days. 3. Average volume(30) is above 50000

ADVANCE INFORMATION MARKETING BERHAD (0122)

AIM

Price updated at 05 Aug 2021 11:48

Last: 0.300	Change: -	Volume: -
	Change (%): -	Range: 0.300 - 0.300

TA Scanner Results based on historical data up to 05 Aug 2021

Condition	Signal	Explanation
DM: Bullish Directional Movement	Long	-DI(14) crossed below +DI(14)
Donchian Channels: High Above Upper Donchian Channels	Long	High crossed above the upper Donchian Channel(14,4)
MA: Short Term Bullish Moving Average Crossover	Long	MA(10) crossed above MA(15) within the last 1 day.
MACD: Bullish MACD Crossover	Long	1. MACD(12,26) diff line crossed above the MACD(12,26) signal line. 2. MACD Histogram(12,26) is above 0.
Parabolic SAR: Bearish Parabolic SAR Reversal	Neutral	1. Parabolic SAR 1 day ago above close price 1 day ago for the last 5 days. 2. Parabolic SAR below close price

SALUTICA BERHAD (0183)

SALUTE

Price updated at 05 Aug 2021 16:59

Last: 0.615	Change: +0.010	Volume: 77,826
	Change (%): +1.65	Range: 0.600 - 0.635

TA Scanner Results based on historical data up to 05 Aug 2021

Condition	Signal	Explanation
Candlestick: Bullish Engulfing	Long	Bullish: Engulfing
Donchian Channels: High Above Upper Donchian Channels	Long	High crossed above the upper Donchian Channel(14,4)
Volume: Consecutive Days Of Increasing Average Volume	Long	1. Average Volume(20) has been increasing over the last 2 weeks. 2. Average volume(20) is above 100000



Insider Activity

Definition

Insider Activity shows the trades made by substantial shareholders or directors of the company. Purchases by the directors and company share buyback may indicate the share price is undervalued and brings confidence to the price trend of the share price.



ShareInvestor WebPro > Fundamental > Insider Trades > click Search tab > Select Bursa > click Stock name > scroll up and leave at <Select Counter> Type Date Range for Announcement Date > click Search

Notice Period is (25 July 2021 - 31 July 2021)

Effective Change Date	Stock Name	Buyer/ Seller Name (Classification)	Bought / (Sold) ['000]		No. of Shares After Trade ['000]	
			Total	% Held	Total	% Held
23 Jul 2021 - 26 Jul 2021	3A	MR TEO KWEE HOCK [SSH]	-197	51,154	10,435	
26 Jul 2021 - 26 Jul 2021	AEON	EMPLOYEES PROVIDENT FUND BOARD [SSH]	-334	155,052	11,044	
23 Jul 2021 - 23 Jul 2021	AEON	EMPLOYEES PROVIDENT FUND BOARD [SSH]	-200	155,386	11,067	
22 Jul 2021 - 22 Jul 2021	AEON	EMPLOYEES PROVIDENT FUND BOARD [SSH]	-259	155,586	11,082	
21 Jul 2021 - 21 Jul 2021	AEON	EMPLOYEES PROVIDENT FUND BOARD [SSH]	-30	155,845	11,1	
27 Jul 2021 - 27 Jul 2021	AIRPORT	EMPLOYEES PROVIDENT FUND BOARD [SSH]	-500	250,708	15,11	
26 Jul 2021 - 26 Jul 2021	AIRPORT	EMPLOYEES PROVIDENT FUND BOARD [SSH]	234	251,208	15,14	
22 Jul 2021 - 22 Jul 2021	ALLIANZ	EMPLOYEES PROVIDENT FUND BOARD [SSH]	0,7	10,745	6,053	
27 Jul 2021 - 27 Jul 2021	AMBANK	EMPLOYEES PROVIDENT FUND BOARD [SSH]	-650	322,182	9,722	
23 Jul 2021 - 23 Jul 2021	AMBANK	EMPLOYEES PROVIDENT FUND BOARD [SSH]	155	322,832	9,741	
26 Jul 2021 - 26 Jul 2021	ANCOM	DATO' SIEW KA WEI [SSH]	5	52,871	21,661	
26 Jul 2021 - 26 Jul 2021	ANCOM	DATO' SIEW KA WEI [DIR/CEO]	5	52,871	21,661	
26 Jul 2021 - 26 Jul 2021	ANCOM	DATO' SIEW KA WEI [DIR/CEO]	1,500	13,615	22,738	
27 Jul 2021 - 27 Jul 2021	ANCOM	CHAN THYE SENG [DIR/CEO]	-600	7,625	12,733	
26 Jul 2021 - 26 Jul 2021	ANCOM	CHAN THYE SENG [DIR/CEO]	-2,400	8,225	13,735	
23 Jul 2021 - 23 Jul 2021	ANCOM	CHAN THYE SENG [DIR/CEO]	-34	7,712	12,88	
21 Jul 2021 - 21 Jul 2021	ANCOMBL	MR LIM HOCK HENG [SSH]	-250	51,974	10,981	
27 Jul 2021 - 27 Jul 2021	APM	EMPLOYEES PROVIDENT FUND BOARD [SSH]	1	10,576	5,41	
28 Jul 2021 - 28 Jul 2021	ARTRONIQ	MR TEE YEN CHONG [SSH]	-1,230	15,260	5,28	
26 Jul 2021 - 26 Jul 2021	ASTINO	MR NG HUNG WENG [DIR/CEO]	-82	2,004	0,406	
27 Jul 2021 - 27 Jul 2021	ASTRO	EMPLOYEES PROVIDENT FUND BOARD ("EPF") [SSH]	-1,128	375,591	7,203	
27 Jul 2021 - 27 Jul 2021	AXIATA	EMPLOYEES PROVIDENT FUND BOARD [SSH]	-77	1,565,422	17,066	
26 Jul 2021 - 26 Jul 2021	AXIATA	EMPLOYEES PROVIDENT FUND BOARD [SSH]	-436	1,565,499	17,067	
23 Jul 2021 - 23 Jul 2021	AXIATA	EMPLOYEES PROVIDENT FUND BOARD [SSH]	-89	1,565,935	17,072	
22 Jul 2021 - 22 Jul 2021	AXIATA	EMPLOYEES PROVIDENT FUND BOARD [SSH]	-962	1,566,024	17,073	
29 Jul 2021 - 29 Jul 2021	AXREIT	KUMPULAN WANG PERSARAAN (DIPERBADANKAN) [SSH]	200	175,912	12,162	
27 Jul 2021 - 27 Jul 2021	AXREIT	EMPLOYEES PROVIDENT FUND BOARD [SSH]	150	218,123	15,08	
27 Jul 2021 - 27 Jul 2021	AXREIT	KUMPULAN WANG PERSARAAN (DIPERBADANKAN) [SSH]	150	175,712	12,148	
23 Jul 2021 - 23 Jul 2021	AXREIT	KUMPULAN WANG PERSARAAN (DIPERBADANKAN) [SSH]	110	175,562	12,138	
28 Jul 2021 - 28 Jul 2021	AXTERIA	DATO' SRI WONG CHOON LEONG [SSH]	4,000	24,471	6,668	
29 Jul 2021 - 29 Jul 2021	BAUTO	KUMPULAN WANG PERSARAAN (DIPERBADANKAN) [SSH]	200	58,356	5,025	
27 Jul 2021 - 27 Jul 2021	BAUTO	EMPLOYEES PROVIDENT FUND BOARD [SSH]	-583	238,036	20,495	
27 Jul 2021 - 29 Jul 2021	BAUTO	DATO' AMER HAMZAH BIN AHMAD [SSH]	90	170,498	14,68	
27 Jul 2021 - 29 Jul 2021	BAUTO	DATO' SRI YEOH CHOON SAN [DIR/CEO]	90	169,542	14,597	
27 Jul 2021 - 29 Jul 2021	BAUTO	DATO' SRI YEOH CHOON SAN [SSH]	90	169,542	14,597	
27 Jul 2021 - 29 Jul 2021	BAUTO	DATO' LEE KOK CHUAN [DIR/CEO]	90	168,005	14,465	
27 Jul 2021 - 29 Jul 2021	BAUTO	DATO' LEE KOK CHUAN [SSH]	90	168,005	14,465	
27 Jul 2021 - 29 Jul 2021	BAUTO	DYNAMIC MILESTONE SDN BHD [SSH]	90	166,054	14,297	
28 Jul 2021 - 28 Jul 2021	BAUTO	KUMPULAN WANG PERSARAAN (DIPERBADANKAN) [SSH]	220	58,156	5,007	
26 Jul 2021 - 26 Jul 2021	BAUTO	EMPLOYEES PROVIDENT FUND BOARD [SSH]	-98	238,619	20,545	
23 Jul 2021 - 23 Jul 2021	BAUTO	EMPLOYEES PROVIDENT FUND BOARD [SSH]	-74	238,717	20,554	
22 Jul 2021 - 22 Jul 2021	BAUTO	EMPLOYEES PROVIDENT FUND BOARD [SSH]	-566	238,791	20,56	
21 Jul 2021 - 21 Jul 2021	BAUTO	EMPLOYEES PROVIDENT FUND BOARD [SSH]	-310	239,357	20,609	
27 Jul 2021 - 27 Jul 2021	BCMALL	M N C WIRELESS BERHAD [SSH]	6,800	40,782	6,516	
26 Jul 2021 - 26 Jul 2021	BCMALL	M N C WIRELESS BERHAD [SSH]	25,274	33,982	5,43	
26 Jul 2021 - 28 Jul 2021	BINTA	ENCIK NOOR AZRI BIN NOOR AZERAI [DIR/CEO]	3,000	3,000	0,786	
23 Jul 2021 - 27 Jul 2021	BJCORP-LD	TAN SRI DATO' SERI VINCENT TAN CHEE YIOUN [DIR/CEO]	-1,020	217,486	44,121	
26 Jul 2021 - 26 Jul 2021	BJFOOD	TAN SRI DATO' SERI VINCENT TAN CHEE YIOUN [SSH]	52	235,462	66,078	
26 Jul 2021 - 27 Jul 2021	BJFOOD	MR SYDNEY LAWRENCE QUAYS [DIR/CEO]	85	385	0,108	
23 Jul 2021 - 23 Jul 2021	BJFOOD	TAN SRI DATO' SERI VINCENT TAN CHEE YIOUN [SSH]	68	235,410	66,109	
22 Jul 2021 - 23 Jul 2021	BJFOOD	MR SYDNEY LAWRENCE QUAYS [DIR/CEO]	-129	300	0,084	
26 Jul 2021 - 26 Jul 2021	BSTEAD	KUMPULAN WANG PERSARAAN (DIPERBADANKAN) [SSH]	-156	154,967	7,645	
26 Jul 2021 - 26 Jul 2021	BURSA	EMPLOYEES PROVIDENT FUND BOARD [SSH]	300	60,696	7,5	
22 Jul 2021 - 22 Jul 2021	BURSA	EMPLOYEES PROVIDENT FUND BOARD [SSH]	200	60,396	7,463	
28 Jul 2021 - 28 Jul 2021	CARIMIN	MR WONG KONG FOO [SSH]	1,000	51,960	22,217	
28 Jul 2021 - 28 Jul 2021	CARIMIN	CIPTA PANTAS SDN. BHD. [SSH]	1,000	40,910	17,49	
29 Jul 2021 - 29 Jul 2021	CHHB	TAN SRI LEE KIM TIONG @ LEE KIM YEW [DIR/CEO]	18	179,214	65,513	
29 Jul 2021 - 29 Jul 2021	CHHB	TAN SRI LEE KIM TIONG @ LEE KIM YEW [SSH]	18	179,214	65,513	
27 Jul 2021 - 27 Jul 2021	CIMB	EMPLOYEES PROVIDENT FUND BOARD [SSH]	-1,000	1,550,139	15,48	
26 Jul 2021 - 26 Jul 2021	CIMB	EMPLOYEES PROVIDENT FUND BOARD [SSH]	148	1,551,139	15,49	
23 Jul 2021 - 23 Jul 2021	CIMB	EMPLOYEES PROVIDENT FUND BOARD [SSH]	-410	1,550,991	15,49	
26 Jul 2021 - 26 Jul 2021	CIMB	KUMPULAN WANG PERSARAAN (DIPERBADANKAN) [SSH]	936	673,672	6,73	
22 Jul 2021 - 22 Jul 2021	CIMB	EMPLOYEES PROVIDENT FUND BOARD [SSH]	-1,682	1,551,401	15,49	
23 Jul 2021 - 23 Jul 2021	CIMB	KUMPULAN WANG PERSARAAN (DIPERBADANKAN) [SSH]	346	672,737	6,71	
21 Jul 2021 - 21 Jul 2021	CIMB	EMPLOYEES PROVIDENT FUND BOARD [SSH]	1,197	1,553,083	15,51	
22 Jul 2021 - 22 Jul 2021	CMSB	EMPLOYEES PROVIDENT FUND BOARD [SSH]	-603	56,488		
22 Jul 2021 - 22 Jul 2021	CMSB	LEMBAGA TABUNG HAJI [SSH]	-40	82,955		
21 Jul 2021 - 21 Jul 2021	CMSB	EMPLOYEES PROVIDENT FUND BOARD [SSH]	-200	57,091		

Notice Period is (25 July 2021 - 31 July 2021)

Effective Change Date	Stock Name	Buyer/ Seller Name (Classification)	Bought / (Sold) ['000]		No. of Shares After Trade ['000]	
			Total	% Held	Total	% Held
30 Jul 2021 - 30 Jul 2021	CNASIA	DATUK SERI TAN CHOON HWA [DIR/CEO]	88	7,223	4,783	
30 Jul 2021 - 30 Jul 2021	CNASIA	DATUK SERI TAN CHOON HWA [DIR/CEO]	516	2,925	9,684	
29 Jul 2021 - 29 Jul 2021	CNASIA	DATUK SERI TAN CHOON HWA [DIR/CEO]	982	2,409	7,976	
26 Jul 2021 - 26 Jul 2021	COMFORT	DATO' LAU ENG GUANG [SSH]	200	162,607	27,893	
26 Jul 2021 - 26 Jul 2021	COMFORT	DATO' LAU ENG GUANG [DIR/CEO]	200	162,607	27,893	
26 Jul 2021 - 26 Jul 2021	COMFORT	DATIN GOH KIM KOOL [SSH]	200	104,375	17,905	
26 Jul 2021 - 26 Jul 2021	COMFORT	KEEN SETUP SDN BHD [SSH]	200	104,200	17,875	
26 Jul 2021 - 26 Jul 2021	CSCENIC	MISS LIM KIM LEE [DIR/CEO]	2	2		
22 Jul 2021 - 26 Jul 2021	D&O	MR WONG MENG TAK [DIR/CEO]	675	1,083	0,091	
22 Jul 2021 - 22 Jul 2021	DAYANG	URUSHARTA JAMAHA SDN BHD [SSH]	340	92,960	8,029	
30 Jul 2021 - 30 Jul 2021	DESTINI	DATO' ROZABIL @ ROZAMUJIB BIN ABDUL RAHMAN [SSH]	415	317,570	20,82	
30 Jul 2021 - 30 Jul 2021	DESTINI	DATO' ROZABIL @ ROZAMUJIB BIN ABDUL RAHMAN [DIR/CEO]	415	317,570	20,82	
29 Jul 2021 - 29 Jul 2021	DIALOG	KUMPULAN WANG PERSARAAN (DIPERBADANKAN) [SSH]	2,000	525,071	9,3	
26 Jul 2021 - 26 Jul 2021	DIALOG	EMPLOYEES PROVIDENT FUND BOARD [SSH]	993	665,274	11,79	
23 Jul 2021 - 23 Jul 2021	DIALOG	EMPLOYEES PROVIDENT FUND BOARD [SSH]	234	664,282	11,77	
26 Jul 2021 - 26 Jul 2021	DIALOG	KUMPULAN WANG PERSARAAN (DIPERBADANKAN) [SSH]	1,000	523,071	9,27	
27 Jul 2021 - 27 Jul 2021	DIGI	EMPLOYEES PROVIDENT FUND BOARD [SSH]	126	1,170,234	15,051	
22 Jul 2021 - 22 Jul 2021	DIGI	EMPLOYEES PROVIDENT FUND BOARD [SSH]	480	1,170,107	15,05	
21 Jul 2021 - 21 Jul 2021	DIGI	EMPLOYEES PROVIDENT FUND BOARD [SSH]	1,120	1,169,627	15,043	
27 Jul 2021 - 27 Jul 2021	DPHARMA	EMPLOYEES PROVIDENT FUND BOARD [SSH]	117	60,286	8,535	
26 Jul 2021 - 26 Jul 2021	DPHARMA	EMPLOYEES PROVIDENT FUND BOARD [SSH]	725	60,170	8,519	
23 Jul 2021 - 23 Jul 2021	DPHARMA	EMPLOYEES PROVIDENT FUND BOARD [SSH]	763	59,445	8,416	
22 Jul 2021 - 22 Jul 2021	DPHARMA	EMPLOYEES PROVIDENT FUND BOARD [SSH]	119	58,682	8,308	
21 Jul 2021 - 21 Jul 2021	DPHARMA	EMPLOYEES PROVIDENT FUND BOARD [SSH]	15	58,563	8,291	
26 Jul 2021 - 26 Jul 2021	DRBHCORP	EMPLOYEES PROVIDENT FUND BOARD [SSH]	300	188,302	9,74	
23 Jul 2021 - 23 Jul 2021	DRBHCORP	EMPLOYEES PROVIDENT FUND BOARD [SSH]	250	188,002	9,725	
21 Jul 2021 - 21 Jul 2021	DRBHCORP	EMPLOYEES PROVIDENT FUND BOARD [SSH]	41	187,752	9,712	
27 Jul 2021 - 27 Jul 2021	EATECH	DATUK DATO' ABDUL HAK BIN MD. AMIN [SSH]	-3,500			
23 Jul 2021 - 23 Jul 2021	EATECH	DATUK DATO' ABDUL HAK BIN MD. AMIN [SSH]	-600			
15 Jul 2021 - 23 Jul 2021	EATECH	DATUK DATO' ABDUL HAK BIN MD. AMIN [SSH]	-4,875			
23 Jul 2021 - 23 Jul 2021	ECOFIRS-WD	DATO' TEOH SENG KIAN [DIR/CEO]	68,843	68,843	16,258	
23 Jul 2021 - 23 Jul 2021	ECOFIRS-WD	DATO' TIONG KWING HEE [DIR/CEO]	66,116	66,116	15,614	
23 Jul 2021 - 23 Jul 2021	ECOFIRS-WD	DATO' SIEW BOON YEONG [DIR/CEO]	3,000	3,000	0,708	
23 Jul 2021 - 23 Jul 2021	ECOFIRS-WD	DATO' (DR) TEOH SENG FOO [DIR/CEO]	702	702	0,166	
27 Jul 2021 - 27 Jul 2021	ECOWLD	DATO' LEONG KOK WAH [DIR/CEO]	-150	1,206,544	40,978	
27 Jul 2021 - 27 Jul 2021	ECOWLD	DATO' LEONG KOK WAH [SSH]	-150	1,206,544	40,978	
27 Jul 2021 - 27 Jul 2021	ECOWLD	ECO WORLD DEVELOPMENT HOLDINGS SDN. BHD. [SSH]	-150	236,625	8,037	
27 Jul 2021 - 27 Jul 2021	ECOWLD	TAN SRI ABDUL RASHID BIN ABDUL MANAF [DIR/CEO]	-150	236,625	8,037	
27 Jul 2021 - 27 Jul 2021	ECOWLD	TAN SRI ABDUL RASHID BIN ABDUL MANAF [SSH]	-150	236,625	8,037	
23 Jul 2021 - 23 Jul 2021	ECOWLD	DATO' LEONG KOK WAH [SSH]	-600	1,206,694	40,983	
23 Jul 2021 - 23 Jul 2021	ECOWLD	DATO' LEONG KOK WAH [DIR/CEO]	-600	1,206,694	40,983	
23 Jul 2021 - 23 Jul 2021	ECOWLD	ECO WORLD DEVELOPMENT HOLDINGS SDN. BHD. [SSH]	-600	236,775	8,042	
23 Jul 2021 - 23 Jul 2021	ECOWLD	TAN SRI ABDUL RASHID BIN ABDUL MANAF [SSH]	-600	236,775	8,042	
23 Jul 2021 - 23 Jul 2021	ECOWLD	TAN SRI ABDUL RASHID BIN ABDUL MANAF [DIR/CEO]	-600	236,775	8,042	
27 Jul 2021 - 28 Jul 2021	ECOWLD-WA	LIEW TIAN XIONG [DIR/CEO]	-4,036	63,489	12,084	
26 Jul 2021 - 27 Jul 2021	ECOWLD-WA	DATO' LEONG KOK WAH [DIR/CEO]	-2,145	356,614	67,876	
26 Jul 2021 - 27 Jul 2021	ECOWLD-WA	TAN SRI ABDUL RASHID BIN ABDUL MANAF [DIR/CEO]	-2,145	195,245	37,162	
23 Jul 2021 - 23 Jul 2021	ECOWLD-WA	DATO' LEONG KOK WAH [DIR/CEO]	-829	358,759	68,284	
23 Jul 2021 - 23 Jul 2021	ECOWLD-WA	TAN SRI ABDUL RASHID BIN ABDUL MANAF [DIR/CEO]	-829	197,390	37,57	
21 Jul 2021 - 22 Jul 2021	ECOWLD-WA	MR LIEW TIAN XIONG [DIR/CEO]	-2,000	67,524	12,852	
26 Jul 2021 - 27 Jul 2021	EWINT-WA	TAN SRI DATO' SRI LIEW KEE SIN [DIR/CEO]	-3,200	99,496	10,365	
22 Jul 2021 - 23 Jul 2021	EWINT-WA	TAN SRI DATO' SRI LIEW KEE SIN [DIR/CEO]	-9,200	102,696	10,698	
27 Jul 2021 - 27 Jul 2021	F&N	EMPLOYEES PROVIDENT FUND BOARD [SSH]	-500	46,648	12,718	
26 Jul 2021 - 26 Jul 2021	F&N	EMPLOYEES PROVIDENT FUND BOARD [SSH]	10	47,148	12,855	
22 Jul 2021 - 22 Jul 2021	F&N	EMPLOYEES PROVIDENT FUND BOARD [SSH]	2	47,138	12,852	
28 Jul 2021 - 29 Jul 2021	FARLIM	FARLIM HOLDING SDN. BHD. [SSH]	-46	69,581	45,47	
26 Jul 2021 - 27 Jul 2021	FARLIM	FARLIM HOLDING SDN. BHD. [SSH]	-70	69,627	45,5	
22 Jul 2021 - 23 Jul 2021	FARLIM	FARLIM HOLDING SDN. BHD. [SSH]	-162	69,697	45,546	
21 Jul 2021 - 23 Jul 2021	FGV	FEDERAL LAND DEVELOPMENT AUTHORITY (FELDA) [SSH]	51	2,866,124	78,564	
28 Jul 2021 - 28 Jul 2021	FIBON	EXPEDIENT EQUITY VENTURES SDN BHD [SSH]	-428	5,204	5,326	
22 Jul 2021 - 22 Jul 2021	FIHB	DATO' DR CHOY FOOK ON [SSH]	3,600	28,495	23,296	
22 Jul 2021 - 22 Jul 2021	FIHB	DATO' DR CHOY FOOK ON [DIR/CEO]	3,600	28,495	23,296	
22 Jul 2021 - 22 Jul 2021	FIHB	DATIN TAN GEOK FOONG [SSH]	3,600	25,387	20,755	
22 Jul 2021 - 22 Jul 2021	FIHB	DATIN TAN GEOK FOONG [DIR/CEO]	3,600	25,387	20,755	

Notice Period is (25 July 2021 - 31 July 2021)

Effective Change Date	Stock Name	Buyer/ Seller Name [Classification]	Bought / (Sold) ['000]		
			Total	No. of Shares After Trade ['000]	% Held
26 Jul 2021 - 26 Jul 2021	GBGAQR	DATUK KAMARUDIN BIN MD. ALI [DIR/CEO]	30	434	0.079
19 Jul 2021 - 19 Jul 2021	GCAP	MR LEE POH HIN [SSH]	200	26,900	8.387
27 Jul 2021 - 27 Jul 2021	GENETEC	MR CHEN KHAI VOON [SSH]	23	9,948	19.561
26 Jul 2021 - 26 Jul 2021	GENETEC	MR CHEN KHAI VOON [SSH]	77	9,925	19.606
27 Jul 2021 - 27 Jul 2021	GENP	EMPLOYEES PROVIDENT FUND BOARD [SSH]	24	124,989	13.931
22 Jul 2021 - 22 Jul 2021	GENP	EMPLOYEES PROVIDENT FUND BOARD [SSH]	21	124,965	13.928
28 Jul 2021 - 30 Jul 2021	GTRONIC	GENERAL PRODUCE AGENCY SDN. BERHAD [SSH]	12	52,979	
28 Jul 2021 - 30 Jul 2021	GTRONIC	MR NG KWENG CHONG [DIR/CEO]	12	38,754	5.79
28 Jul 2021 - 30 Jul 2021	GTRONIC	MR NG KWENG CHONG [SSH]	12	35,859	
23 Jul 2021 - 23 Jul 2021	GTRONIC	EMPLOYEES PROVIDENT FUND BOARD ("EPF BOARD") [SSH]	-300	125,121	
22 Jul 2021 - 22 Jul 2021	GTRONIC	EMPLOYEES PROVIDENT FUND BOARD ("EPF BOARD") [SSH]	-500	125,421	
26 Jul 2021 - 26 Jul 2021	HANDAL	YAM TENGU BADERUL ZAMAN IBNI SULTAN MAHMUD [DIR/CEO]	100	330	0.14
26 Jul 2021 - 26 Jul 2021	HARNLEN-WB	MR LOW KOK YONG [DIR/CEO]	-17,500	16,560	31.87
26 Jul 2021 - 26 Jul 2021	HARNLEN-WB	PUAN SRI DATIN CHAN PUI LEORN [DIR/CEO]	-17,500	16,509	31.77
26 Jul 2021 - 26 Jul 2021	HARNLEN-WB	MR LOW KWEEK KIONG [DIR/CEO]	-17,500	16,356	31.47
26 Jul 2021 - 26 Jul 2021	HARNLEN-WB	MR LOW KOK YAOW [DIR/CEO]	-17,500	16,344	31.45
26 Jul 2021 - 26 Jul 2021	HARNLEN-WB	MR LOW KWEEK LEE [DIR/CEO]	-17,500	14,833	28.54
26 Jul 2021 - 26 Jul 2021	HARNLEN-WB	MR LOW KWEEK KONG [DIR/CEO]	-17,500	14,833	28.54
26 Jul 2021 - 26 Jul 2021	HARNLEN-WB	MR LOW KWEEK SHIN [DIR/CEO]	-17,500	14,833	28.54
27 Jul 2021 - 27 Jul 2021	HARTA	EMPLOYEES PROVIDENT FUND BOARD [SSH]	2,000	267,213	7.796
23 Jul 2021 - 23 Jul 2021	HARTA	EMPLOYEES PROVIDENT FUND BOARD [SSH]	-200	265,213	7.738
22 Jul 2021 - 22 Jul 2021	HARTA	EMPLOYEES PROVIDENT FUND BOARD [SSH]	886	265,413	7.743
21 Jul 2021 - 21 Jul 2021	HARTA	EMPLOYEES PROVIDENT FUND BOARD [SSH]	-400	264,527	7.718
27 Jul 2021 - 27 Jul 2021	HLBANK	EMPLOYEES PROVIDENT FUND BOARD [SSH]	-367	213,085	10.212
26 Jul 2021 - 26 Jul 2021	HLBANK	EMPLOYEES PROVIDENT FUND BOARD [SSH]	-97	213,452	10.23
23 Jul 2021 - 23 Jul 2021	HLBANK	EMPLOYEES PROVIDENT FUND BOARD [SSH]	14	213,549	10.234
22 Jul 2021 - 22 Jul 2021	HLBANK	EMPLOYEES PROVIDENT FUND BOARD [SSH]	-520	213,535	10.234
21 Jul 2021 - 21 Jul 2021	HLBANK	EMPLOYEES PROVIDENT FUND BOARD [SSH]	-260	214,055	10.258
27 Jul 2021 - 27 Jul 2021	HOHUP	MR LOW KHENG LUN [SSH]	-51	65,113	13.158
27 Jul 2021 - 27 Jul 2021	HOHUP	MR LOW KHENG LUN [DIR/CEO]	-51	65,113	13.158
26 Jul 2021 - 28 Jul 2021	IBHD	TAN SRI LIM KIM HONG [DIR/CEO]	460	769,894	67.751
26 Jul 2021 - 28 Jul 2021	IBHD	TAN SRI LIM KIM HONG [SSH]	460	769,894	67.751
26 Jul 2021 - 28 Jul 2021	IBHD	SUMUR VENTURES SDN BHD [SSH]	460	736,320	64.797
26 Jul 2021 - 28 Jul 2021	IBHD	SUMURWANG SDN BHD [SSH]	460	650,730	57.265
22 Jul 2021 - 22 Jul 2021	IBHD	TAN SRI LIM KIM HONG [SSH]	133	769,434	67.71
22 Jul 2021 - 22 Jul 2021	IBHD	TAN SRI LIM KIM HONG [DIR/CEO]	133	769,434	67.71
22 Jul 2021 - 22 Jul 2021	IBHD	SUMUR VENTURES SDN BHD [SSH]	133	735,860	64.756
22 Jul 2021 - 22 Jul 2021	IBHD	SUMURWANG SDN BHD [SSH]	133	650,270	57.225
27 Jul 2021 - 28 Jul 2021	IBHD-PA	TAN SRI LIM KIM HONG [DIR/CEO]	1,201	594,604	82.475
27 Jul 2021 - 28 Jul 2021	IBHD-PA	TAN SRI LIM KIM HONG [SSH]	1,201	594,604	82.475
27 Jul 2021 - 28 Jul 2021	IBHD-PA	SUMUR VENTURES SDN BHD [SSH]	1,201	572,402	79.395
27 Jul 2021 - 28 Jul 2021	IBHD-PA	SUMURWANG SDN BHD [SSH]	1,201	504,075	69.918
21 Jul 2021 - 21 Jul 2021	ICON	DATO' SRI HADIAN BIN HASHIM [DIR/CEO]	1,000	77,760	2.877
27 Jul 2021 - 28 Jul 2021	IGBB	MR TAN BOON SENG [SSH]	18	57,992	6.459
23 Jul 2021 - 26 Jul 2021	IGBB	TAN CHIN NAM SDN BHD [SSH]	253	434,591	48.403
23 Jul 2021 - 26 Jul 2021	IGBB	DATO' SERI ROBERT TAN CHUNG MENG [DIR/CEO]	253	268,858	29.944
23 Jul 2021 - 26 Jul 2021	IGBB	DATO' SERI ROBERT TAN CHUNG MENG [SSH]	253	268,858	29.944
23 Jul 2021 - 26 Jul 2021	IGBB	MISS PAULINE TAN SUAT MING [SSH]	253	263,983	29.401
23 Jul 2021 - 26 Jul 2021	IGBB	MR TONY TAN CHOON KEAT [SSH]	253	263,628	29.361
23 Jul 2021 - 26 Jul 2021	IGBB	TAN KIM YEOW SDN. BHD. [SSH]	253	263,628	29.361
23 Jul 2021 - 26 Jul 2021	IGBB	WAH SEONG (MALAYA) TRADING CO SDN BHD [SSH]	253	175,511	19.567
23 Jul 2021 - 23 Jul 2021	IGBB	MR TAN BOON SENG [SSH]	30	57,974	6.457
29 Jul 2021 - 29 Jul 2021	IGBREIT	KUMPULAN WANG PERSARAAN (DIPERBADANKAN) [SSH]	-12	267,814	7.504
28 Jul 2021 - 28 Jul 2021	IGBREIT	DATO' SERI ROBERT TAN CHUNG MENG [SSH]	2,738	1,934,845	54.208
28 Jul 2021 - 28 Jul 2021	IGBREIT	DATO' SERI ROBERT TAN CHUNG MENG [DIR/CEO]	2,738	1,934,845	54.208
28 Jul 2021 - 28 Jul 2021	IGBREIT	MR TONY TAN CHOON KEAT [SSH]	2,738	1,919,572	53.78
28 Jul 2021 - 28 Jul 2021	IGBREIT	MADAM PAULINE TAN SUAT MING [SSH]	2,738	1,918,572	53.752
28 Jul 2021 - 28 Jul 2021	IGBREIT	TAN KIM YEOW SENDIRIAN BERHAD [SSH]	2,738	1,918,572	53.752
28 Jul 2021 - 28 Jul 2021	IGBREIT	TAN CHIN NAM SENDIRIAN BERHAD [SSH]	2,738	1,914,804	53.646
28 Jul 2021 - 28 Jul 2021	IGBREIT	IGB BERHAD [SSH]	2,738	1,903,482	53.329
28 Jul 2021 - 28 Jul 2021	IGBREIT	WAH SEONG (MALAYA) TRADING CO SDN BHD [SSH]	2,738	1,903,482	53.329
28 Jul 2021 - 28 Jul 2021	IGBREIT	KUMPULAN WANG PERSARAAN (DIPERBADANKAN) [SSH]	-25	267,826	7.504
26 Jul 2021 - 26 Jul 2021	IGBREIT	EMPLOYEES PROVIDENT FUND BOARD ("EPF BOARD") [SSH]	45	374,496	10.492
27 Jul 2021 - 27 Jul 2021	IGBREIT	KUMPULAN WANG PERSARAAN (DIPERBADANKAN) [SSH]	-28	267,852	7.51
23 Jul 2021 - 23 Jul 2021	IGBREIT	EMPLOYEES PROVIDENT FUND BOARD ("EPF BOARD") [SSH]	90	374,451	10.499
22 Jul 2021 - 22 Jul 2021	IGBREIT	EMPLOYEES PROVIDENT FUND BOARD ("EPF BOARD") [SSH]	60	374,361	10.496
23 Jul 2021 - 23 Jul 2021	IGBREIT	KUMPULAN WANG PERSARAAN (DIPERBADANKAN) [SSH]	-10	267,879	7.51
21 Jul 2021 - 21 Jul 2021	IGBREIT	EMPLOYEES PROVIDENT FUND BOARD ("EPF BOARD") [SSH]	132	374,301	10.495
27 Jul 2021 - 27 Jul 2021	IHH	EMPLOYEES PROVIDENT FUND BOARD [SSH]	-2,038	818,562	9.324
26 Jul 2021 - 26 Jul 2021	IHH	EMPLOYEES PROVIDENT FUND BOARD [SSH]	-268	820,599	9.347
23 Jul 2021 - 23 Jul 2021	IHH	EMPLOYEES PROVIDENT FUND BOARD [SSH]	-1,685	820,867	9.35
22 Jul 2021 - 22 Jul 2021	IHH	EMPLOYEES PROVIDENT FUND BOARD [SSH]	-6,286	822,552	9.369
21 Jul 2021 - 21 Jul 2021	IHH	EMPLOYEES PROVIDENT FUND BOARD [SSH]	-3,000	828,838	9.441
28 Jul 2021 - 28 Jul 2021	IJM	KUMPULAN WANG PERSARAAN (DIPERBADANKAN) [SSH]	-2,000	330,781	9.192
27 Jul 2021 - 27 Jul 2021	IJM	KUMPULAN WANG PERSARAAN (DIPERBADANKAN) [SSH]	-1,000	332,781	9.246
27 Jul 2021 - 27 Jul 2021	IJM	TAN SRI DATO' TAN BOON SENG @ KRISHNAN [DIR/CEO]	200	8,415	0.234
23 Jul 2021 - 23 Jul 2021	IJM	KUMPULAN WANG PERSARAAN (DIPERBADANKAN) [SSH]	-978	333,781	9.271
22 Jul 2021 - 23 Jul 2021	IJMLNT	BATU KAWAN BERHAD [SSH]	2,136	498,783	56.643
22 Jul 2021 - 23 Jul 2021	IJMLNT	DI-YI SDN BHD [SSH]	2,136	498,783	56.643
22 Jul 2021 - 23 Jul 2021	IJMLNT	HIGH QUEST ANSTALT [SSH]	2,136	498,783	56.643
22 Jul 2021 - 23 Jul 2021	IJMLNT	TAN SRI LEE OI HIAN [SSH]	2,136	498,783	56.643
22 Jul 2021 - 23 Jul 2021	IJMLNT	HIGH QUEST HOLDINGS SDN BHD [SSH]	2,136	498,783	56.643
22 Jul 2021 - 23 Jul 2021	IJMLNT	GRATEFUL BLESSINGS FOUNDATION [SSH]	2,136	498,783	56.643
22 Jul 2021 - 23 Jul 2021	IJMLNT	GRATEFUL BLESSINGS INC. [SSH]	2,136	498,783	56.643
22 Jul 2021 - 23 Jul 2021	IJMLNT	CUBIC CRYSTAL CORPORATION [SSH]	2,136	498,783	56.643
22 Jul 2021 - 23 Jul 2021	IJMLNT	DATO' LEE HAU HIAN [SSH]	2,136	498,783	56.643
22 Jul 2021 - 23 Jul 2021	IJMLNT	WAN HIN INVESTMENTS SDN. BERHAD [SSH]	2,136	498,783	56.643
22 Jul 2021 - 23 Jul 2021	IJMLNT	KUALA LUMPUR KEPONG BERHAD [SSH]	2,136	497,001	56.44
26 Jul 2021 - 26 Jul 2021	IMPIANA	DATO' SERI ISMAIL @ FAROUK BIN ABDULLAH [SSH]	10,037	629,046	50.072
26 Jul 2021 - 26 Jul 2021	IMPIANA	DATO' SERI ISMAIL @ FAROUK BIN ABDULLAH [DIR/CEO]	10,037	629,046	50.072
29 Jul 2021 - 29 Jul 2021	INARI	KUMPULAN WANG PERSARAAN (DIPERBADANKAN) [SSH]	-2,105	341,518	9.281
27 Jul 2021 - 27 Jul 2021	INARI	EMPLOYEES PROVIDENT FUND BOARD [SSH]	-1,419	258,197	7.016
28 Jul 2021 - 28 Jul 2021	INARI	KUMPULAN WANG PERSARAAN (DIPERBADANKAN) [SSH]	-100	343,623	9.338
26 Jul 2021 - 26 Jul 2021	INARI	EMPLOYEES PROVIDENT FUND BOARD [SSH]	-1,740	259,616	7.055
23 Jul 2021 - 23 Jul 2021	INARI	EMPLOYEES PROVIDENT FUND BOARD [SSH]	-1,500	261,356	7.102
26 Jul 2021 - 26 Jul 2021	INARI	KUMPULAN WANG PERSARAAN (DIPERBADANKAN) [SSH]	-442	343,723	10.269
22 Jul 2021 - 22 Jul 2021	INARI	EMPLOYEES PROVIDENT FUND BOARD [SSH]	-3,000	262,856	7.854
23 Jul 2021 - 23 Jul 2021	INARI	KUMPULAN WANG PERSARAAN (DIPERBADANKAN) [SSH]	1,120	344,166	10.283

Notice Period is (25 July 2021 - 31 July 2021)

Effective Change Date	Stock Name	Buyer/ Seller Name [Classification]	Bought / (Sold) ['000]		
			Total	No. of Shares After Trade ['000]	% Held
21 Jul 2021 - 21 Jul 2021	INARI	EMPLOYEES PROVIDENT FUND BOARD [SSH]	-4,133	265,856	7.943
28 Jul 2021 - 28 Jul 2021	INTA	MR YAP YOON KONG [DIR/CEO]	100	12,494	2.334
19 Jul 2021 - 19 Jul 2021	INTA-WA	MR LIM OOI JOO [DIR/CEO]	58,656	58,656	43.834
19 Jul 2021 - 19 Jul 2021	INTA-WA	MR AHMAD BIN AWI [DIR/CEO]	16,861	16,861	12.6
19 Jul 2021 - 19 Jul 2021	INTA-WA	MR TEO HOCK CHOON [DIR/CEO]	11,826	11,826	8.837
19 Jul 2021 - 19 Jul 2021	INTA-WA	MR CHAU YIK MUN [DIR/CEO]	3,103	3,103	2.319
19 Jul 2021 - 26 Jul 2021	INTA-WA	MR YAP YOON KONG [DIR/CEO]	2,684	2,684	2.005
19 Jul 2021 - 19 Jul 2021	INTA-WA	DATO' SIA THIAN SANG [DIR/CEO]	1,367	1,367	1.021
19 Jul 2021 - 19 Jul 2021	INTA-WA	DR LIM PANG KIAM [DIR/CEO]	847	847	0.633
29 Jul 2021 - 30 Jul 2021	IPMUDA	ENKIC JEEFRI BIN MUHAMAD YUSUP [DIR/CEO]	604	4,004	3.946
27 Jul 2021 - 29 Jul 2021	IPMUDA	CIK SYAHRUBAN BINI MOHAMMAD [SSH]	-369	5,454	5.375
27 Jul 2021 - 29 Jul 2021	IPMUDA	EVEREST CHAMPION SDN BHD [SSH]	-369	5,454	5.375
21 Jul 2021 - 21 Jul 2021	IPMUDA	MADAM LEE SZE SUEN [SSH]	-66	5,084	5.011
22 Jul 2021 - 23 Jul 2021	ITRONIC	BLUEMOUNT INVESTMENT FUND SPC [SSH]	-22,376	15,836	5.278
22 Jul 2021 - 22 Jul 2021	JOHAN	PUAN SRI DATIN TAN SWEE BEE [SSH]	236,226	708,677	60.673
22 Jul 2021 - 22 Jul 2021	JOHAN	TAN SRI DATO' TAN KAY HOCK [DIR/CEO]	236,226	708,677	60.673
22 Jul 2021 - 22 Jul 2021	JOHAN	TAN SRI DATO' TAN KAY HOCK [SSH]	236,226	708,677	60.673
22 Jul 2021 - 22 Jul 2021	JOHAN	PUAN SRI DATIN TAN SWEE BEE [DIR/CEO]	236,226	708,677	60.673
22 Jul 2021 - 22 Jul 2021	JOHAN	SKY WEALTH VENTURES LIMITED [SSH]	199,087	597,262	51.134
22 Jul 2021 - 22 Jul 2021	JOHAN	MUSTIKA MANIS SDN BHD [SSH]	116,803	350,408	30
22 Jul 2021 - 22 Jul 2021	JOHAN	TAN SRI DATO' TAN KAY HOCK [DIR/CEO]	236,226	236,226	60.673
22 Jul 2021 - 22 Jul 2021	JOHAN	PUAN SRI DATIN TAN SWEE BEE [DIR/CEO]	236,226	236,226	60.673
22 Jul 2021 - 22 Jul 2021	JOHAN	KURNIA MENANG SDN BHD [SSH]	37,138	111,415	9.539
22 Jul 2021 - 22 Jul 2021	JOHAN	STAR WEALTH INVESTMENT LIMITED [SSH]	35,639	106,916	9.154
22 Jul 2021 - 22 Jul 2021	JOHAN	OOI TENG CHEW [DIR/CEO]	300	500	0.043
22 Jul 2021 - 22 Jul 2021	JOHAN	OOI TENG CHEW [DIR/CEO]	300	300	0.077
28 Jul 2021 - 28 Jul 2021	KESM	ABRDN PLC (FORMERLY KNOWN AS STANDARD LIFE ABERDEEN PLC) [SSH]	6	2,472	5.747
28 Jul 2021 - 28 Jul 2021	KESM	ABERDEEN ASSET MANAGEMENT PLC [SSH]	6	2,472	5.747
28 Jul 2021 - 28 Jul 2021	KESM	ABERDEEN STANDARD INVESTMENTS (MALAYSIA) SDN. BHD. [SSH]	6	2,348	5.458
27 Jul 2021 - 27 Jul 2021	KESM	ABRDN PLC (FORMERLY KNOWN AS STANDARD LIFE ABERDEEN PLC) [SSH]	7	2,466	5.734
27 Jul 2021 - 27 Jul 2021	KESM	ABERDEEN ASSET MANAGEMENT PLC [SSH]	7	2,466	5.734
27 Jul 2021 - 27 Jul 2021	KESM				

Notice Period is (25 July 2021 - 31 July 2021)

Effective Change Date	Stock Name	Buyer/ Seller Name [Classification]	Bought / (Sold) ('000)		No. of Shares After Trade ('000)	
			Total	% Held	Total	% Held
23 Jul 2021 - 23 Jul 2021	MISC	EMPLOYEES PROVIDENT FUND BOARD [SSH]	42		507,005	11.36
22 Jul 2021 - 22 Jul 2021	MISC	EMPLOYEES PROVIDENT FUND BOARD [SSH]	212		506,963	11.36
23 Jul 2021 - 23 Jul 2021	MISC	KUMPULAN WANG PERSARAAN (DIPERBADANKAN) (KWAP) [SSH]	62		228,372	5.11
21 Jul 2021 - 21 Jul 2021	MISC	EMPLOYEES PROVIDENT FUND BOARD [SSH]	594		506,751	11.35
27 Jul 2021 - 27 Jul 2021	MUDA	DATIN KHOO SAW SIM [SSH]	3		67,936	22.27
27 Jul 2021 - 27 Jul 2021	MUDA	ASIA FILE CORPORATION BHD [SSH]	3		67,936	22.271
27 Jul 2021 - 27 Jul 2021	MUDA	PRESTIGE ELEGANCE (M) SDN BHD [SSH]	3		67,936	22.27
23 Jul 2021 - 27 Jul 2021	MUDA	DATO' LIM SOON HUAT [SSH]	70		72,846	23.879
27 Jul 2021 - 27 Jul 2021	MUHBAB	PANDANUS ASSOCIATES INC [SSH]	200		42,576	8.807
27 Jul 2021 - 27 Jul 2021	MUHBAB	FIL LIMITED [SSH]	200		42,576	8.807
27 Jul 2021 - 27 Jul 2021	MUHBAB	FIL ASIA HOLDINGS PTE. LIMITED [SSH]	200		42,526	8.796
27 Jul 2021 - 27 Jul 2021	MUHBAB	FIL INVESTMENT MANAGEMENT (HONG KONG) LIMITED [SSH]	200		42,526	8.796
29 Jul 2021 - 29 Jul 2021	MYEG	KUMPULAN WANG PERSARAAN (DIPERBADANKAN) [SSH]	-500		229,525	6.391
27 Jul 2021 - 27 Jul 2021	MYEG	EMPLOYEES PROVIDENT FUND BOARD [SSH]	-1,724		266,779	7.425
28 Jul 2021 - 28 Jul 2021	MYEG	KUMPULAN WANG PERSARAAN (DIPERBADANKAN) [SSH]	-808		230,025	6.404
26 Jul 2021 - 26 Jul 2021	MYEG	EMPLOYEES PROVIDENT FUND BOARD [SSH]	280		268,503	7.473
27 Jul 2021 - 27 Jul 2021	MYEG	KUMPULAN WANG PERSARAAN (DIPERBADANKAN) [SSH]	-593		230,833	6.425
21 Jul 2021 - 21 Jul 2021	MYEG	EMPLOYEES PROVIDENT FUND BOARD [SSH]	275		268,223	7.465
27 Jul 2021 - 27 Jul 2021	NESTLE	EMPLOYEES PROVIDENT FUND BOARD [SSH]	5		21,663	9.238
26 Jul 2021 - 26 Jul 2021	NESTLE	EMPLOYEES PROVIDENT FUND BOARD [SSH]	27		21,658	9.236
23 Jul 2021 - 23 Jul 2021	NESTLE	EMPLOYEES PROVIDENT FUND BOARD [SSH]	145		21,632	9.225
21 Jul 2021 - 21 Jul 2021	NESTLE	EMPLOYEES PROVIDENT FUND BOARD [SSH]	7		21,486	9.163
29 Jul 2021 - 29 Jul 2021	NEGRAM	TUAN HAJI MAZRU BIN MAT YUSOF [SSH]	100,000		269,400	7.335
29 Jul 2021 - 29 Jul 2021	NEGRAM	TUAN HAJI MAZRU BIN MAT YUSOF [DIR/CEO]	100,000		269,400	7.335
26 Jul 2021 - 27 Jul 2021	NEGRAM	OZURA FIRSTLOGIX SDN BHD [SSH]	-5,850		434,656	12.836
28 Jul 2021 - 28 Jul 2021	NEGRAM	TUAN HAJI MAZRU BIN MAT YUSOF [DIR/CEO]	80,000		169,400	4.472
23 Jul 2021 - 23 Jul 2021	NEGRAM	OZURA FIRSTLOGIX SDN BHD [SSH]	-7,000		440,506	13.086
22 Jul 2021 - 22 Jul 2021	NEGRAM	OZURA FIRSTLOGIX SDN BHD [SSH]	116,500		447,506	13.294
26 Jul 2021 - 26 Jul 2021	NEGRAM	TUAN HAJI MAZRU BIN MAT YUSOF [DIR/CEO]	20,000		89,400	2.64
26 Jul 2021 - 26 Jul 2021	NGGB	DATO' GAN KONG HIOK [SSH]	297		122,304	31.929
26 Jul 2021 - 26 Jul 2021	NGGB	LING SIEW LUAN [SSH]	518		43,964	6.319
23 Jul 2021 - 23 Jul 2021	NGGB	LING SIEW LUAN [SSH]	398		43,446	6.245
28 Jul 2021 - 30 Jul 2021	NOVAMSC	MR OOI KENG THYE [SSH]	22,646		106,716	9.203
29 Jul 2021 - 29 Jul 2021	NWP	DATO SRI KEE SOON LING [SSH]	2,311		52,452	9.964
29 Jul 2021 - 29 Jul 2021	NWP	DATO SRI KEE SOON LING [DIR/CEO]	2,311		52,452	9.964
29 Jul 2021 - 29 Jul 2021	OMESTI	MR MONTEIRO GERARD CLAIR [DIR/CEO]	2,669		104,267	19.581
29 Jul 2021 - 29 Jul 2021	OMESTI	MR MONTEIRO GERARD CLAIR [SSH]	2,669		104,267	19.581
27 Jul 2021 - 27 Jul 2021	OSK	MR ONG JU XING [DIR/CEO]	-615		23,011	1.116
27 Jul 2021 - 27 Jul 2021	PANSAR-WA	DATO JAMES TAI CHEONG @ TAI CHIONG [DIR/CEO]	2		151,149	66.026
26 Jul 2021 - 26 Jul 2021	PANSAR-WA	DATO JAMES TAI CHEONG @ TAI CHIONG [DIR/CEO]	81		151,146	66.02
23 Jul 2021 - 23 Jul 2021	PARAGON	MR LEE CHOON HEE [DIR/CEO]	-20		1,284	1.857
23 Jul 2021 - 23 Jul 2021	PASUKGB	GP AUTOBAT SDN. BHD. [SSH]	-53,410		196,310	16.961
23 Jul 2021 - 23 Jul 2021	PASUKGB	JOE HOLDING BERHAD (FORMERLY KNOWN AS GPA HOLDINGS BERHAD) [SSH]	-53,410		196,310	16.961
27 Jul 2021 - 27 Jul 2021	PBBANK	EMPLOYEES PROVIDENT FUND BOARD [SSH]	1,301		2,925,590	15.07
26 Jul 2021 - 26 Jul 2021	PBBANK	EMPLOYEES PROVIDENT FUND BOARD [SSH]	3,960		2,924,289	15.07
23 Jul 2021 - 23 Jul 2021	PBBANK	EMPLOYEES PROVIDENT FUND BOARD [SSH]	3,184		2,920,328	15.04
22 Jul 2021 - 22 Jul 2021	PBBANK	EMPLOYEES PROVIDENT FUND BOARD [SSH]	2,902		2,917,144	15.03
21 Jul 2021 - 21 Jul 2021	PBBANK	EMPLOYEES PROVIDENT FUND BOARD [SSH]	5,000		2,914,242	15.01
27 Jul 2021 - 27 Jul 2021	PCHEM	EMPLOYEES PROVIDENT FUND BOARD ("EPF BOARD") [SSH]	-394		632,854	7.911
26 Jul 2021 - 26 Jul 2021	PCHEM	EMPLOYEES PROVIDENT FUND BOARD ("EPF BOARD") [SSH]	1,129		633,248	7.916
23 Jul 2021 - 23 Jul 2021	PCHEM	EMPLOYEES PROVIDENT FUND BOARD ("EPF BOARD") [SSH]	103		632,119	7.901
22 Jul 2021 - 22 Jul 2021	PCHEM	EMPLOYEES PROVIDENT FUND BOARD ("EPF BOARD") [SSH]	-1,000		632,016	7.9
21 Jul 2021 - 21 Jul 2021	PCHEM	EMPLOYEES PROVIDENT FUND BOARD ("EPF BOARD") [SSH]	1,012		633,016	7.913
27 Jul 2021 - 27 Jul 2021	PENTA	EMPLOYEES PROVIDENT FUND BOARD [SSH]	-33		36,779	5.163
23 Jul 2021 - 23 Jul 2021	PENTA	EMPLOYEES PROVIDENT FUND BOARD [SSH]	100		36,812	5.168
21 Jul 2021 - 21 Jul 2021	PENTA	EMPLOYEES PROVIDENT FUND BOARD [SSH]	-436		36,712	5.154
26 Jul 2021 - 26 Jul 2021	PERMAJU	MR TANG BOON KOON [DIR/CEO]	100		100	0.011
28 Jul 2021 - 28 Jul 2021	PERSTIM	MITSUI & CO. LTD. [SSH]	-1		9,454	7.324
27 Jul 2021 - 27 Jul 2021	PERTAMA	MR PAN DING [SSH]	-10,000		160,125	36.95
27 Jul 2021 - 27 Jul 2021	PERTAMA	GIFTED INVESTMENTS LIMITED [SSH]	-10,000		160,125	36.95
27 Jul 2021 - 27 Jul 2021	PERTAMA	MR PAN DING [DIR/CEO]	-10,000		160,125	36.95
27 Jul 2021 - 27 Jul 2021	PETDAG	EMPLOYEES PROVIDENT FUND BOARD [SSH]	59		109,305	11.002
26 Jul 2021 - 26 Jul 2021	PETDAG	EMPLOYEES PROVIDENT FUND BOARD [SSH]	40		109,246	10.997
22 Jul 2021 - 22 Jul 2021	PETDAG	EMPLOYEES PROVIDENT FUND BOARD [SSH]	2		109,206	10.993
27 Jul 2021 - 27 Jul 2021	PETGAS	EMPLOYEES PROVIDENT FUND BOARD ("EPF BOARD") [SSH]	9		256,823	12.979
26 Jul 2021 - 26 Jul 2021	PETGAS	EMPLOYEES PROVIDENT FUND BOARD ("EPF BOARD") [SSH]	196		256,814	12.979
23 Jul 2021 - 23 Jul 2021	PETGAS	EMPLOYEES PROVIDENT FUND BOARD ("EPF BOARD") [SSH]	300		256,618	12.969
28 Jul 2021 - 28 Jul 2021	POHKONG	MADAM LIM MEE HWA [SSH]	550		22,925	5.587
28 Jul 2021 - 28 Jul 2021	POHKONG	MR YEO SENG CHONG [SSH]	550		22,925	5.587
26 Jul 2021 - 26 Jul 2021	POS	KUMPULAN WANG PERSARAAN (DIPERBADANKAN) ("KWAP") [SSH]	-520		43,012	5.495
27 Jul 2021 - 27 Jul 2021	PPB	EMPLOYEES PROVIDENT FUND BOARD [SSH]	4		173,185	12.174
26 Jul 2021 - 26 Jul 2021	PPB	EMPLOYEES PROVIDENT FUND BOARD [SSH]	114		173,182	12.174
23 Jul 2021 - 23 Jul 2021	PPB	EMPLOYEES PROVIDENT FUND BOARD [SSH]	42		173,067	12.166
22 Jul 2021 - 22 Jul 2021	PPB	EMPLOYEES PROVIDENT FUND BOARD [SSH]	-321		173,025	12.163
21 Jul 2021 - 21 Jul 2021	PPB	EMPLOYEES PROVIDENT FUND BOARD [SSH]	120		173,347	12.185
28 Jul 2021 - 28 Jul 2021	PRG	DATO' LUA CHOON HANN [DIR/CEO]			33,035	
28 Jul 2021 - 28 Jul 2021	PRG	DATO' LUA CHOON HANN [SSH]			32,735	
30 Jul 2021 - 30 Jul 2021	PTARAS	DR CHIU HONG KEONG [SSH]	44		96,603	58.242
30 Jul 2021 - 30 Jul 2021	PTARAS	DR CHIU HONG KEONG [DIR/CEO]	44		96,603	58.242
30 Jul 2021 - 30 Jul 2021	PTARAS	MADAM KHOO YOK KEE [DIR/CEO]	44		96,603	58.241
30 Jul 2021 - 30 Jul 2021	PTARAS	MADAM KHOO YOK KEE [SSH]	44		96,603	58.241
30 Jul 2021 - 30 Jul 2021	PTARAS	PINTARAS BINA SDN BHD [SSH]	44		59,837	36.076
26 Jul 2021 - 26 Jul 2021	PUC	ENCIK WAN HAZREK PUTRA HUSSAIN YUSUF [SSH]	2,368		70,197	5.615
26 Jul 2021 - 26 Jul 2021	PUC	ENCIK WAN HAZREK PUTRA HUSSAIN YUSUF [DIR/CEO]	2,368		70,197	5.615
23 Jul 2021 - 23 Jul 2021	PUC	MADAM CHEOW SOOK MEI [SSH]	-300		100,636	8.05
27 Jul 2021 - 27 Jul 2021	QL	EMPLOYEES PROVIDENT FUND BOARD [SSH]	-575		203,016	8.342
26 Jul 2021 - 26 Jul 2021	QL	EMPLOYEES PROVIDENT FUND BOARD [SSH]	2		203,591	8.366
23 Jul 2021 - 23 Jul 2021	QL	EMPLOYEES PROVIDENT FUND BOARD [SSH]	-205		203,589	8.366
22 Jul 2021 - 22 Jul 2021	QL	EMPLOYEES PROVIDENT FUND BOARD [SSH]	-642		203,793	8.374
21 Jul 2021 - 21 Jul 2021	QL	EMPLOYEES PROVIDENT FUND BOARD [SSH]	-43		204,436	8.4
28 Jul 2021 - 29 Jul 2021	RGTECH	MR TEVANAGAM RANDY CHITTY [DIR/CEO]	30		1,330	0.253
29 Jul 2021 - 29 Jul 2021	RHBBANK	KUMPULAN WANG PERSARAAN (DIPERBADANKAN) [SSH]	1,970		255,672	6.285
27 Jul 2021 - 27 Jul 2021	RHBBANK	EMPLOYEES PROVIDENT FUND BOARD [SSH]	-365		1,686,462	41.453
28 Jul 2021 - 28 Jul 2021	RHBBANK	KUMPULAN WANG PERSARAAN (DIPERBADANKAN) [SSH]	827		253,702	6.236
26 Jul 2021 - 26 Jul 2021	RHBBANK	EMPLOYEES PROVIDENT FUND BOARD [SSH]	-721		1,686,826	41.462
23 Jul 2021 - 23 Jul 2021	RHBBANK	EMPLOYEES PROVIDENT FUND BOARD [SSH]	380		1,687,547	41.48
21 Jul 2021 - 21 Jul 2021	RHBBANK	EMPLOYEES PROVIDENT FUND BOARD [SSH]	1,003		1,687,167	41.47
22 Jul 2021 - 22 Jul 2021	RSAWIT	MR TIONG CHIONG ONG [DIR/CEO]	44		6,854	0.336
26 Jul 2021 - 26 Jul 2021	SANICHI	CITA REALITI SDN BHD [SSH]	-2,334		88,784	6.328
23 Jul 2021 - 23 Jul 2021	SANICHI	CITA REALITI SDN BHD [SSH]	-1,411		91,118	6.494
22 Jul 2021 - 22 Jul 2021	SANICHI	CITA REALITI SDN BHD [SSH]	-1,500		92,529	6.595
23 Jul 2021 - 23 Jul 2021	SAUDEE	CREDIT SUISSE AG [SSH]	-6,608			
23 Jul 2021 - 23 Jul 2021	SAUDEE	CREDIT SUISSE GROUP AG [SSH]	-6,608			
22 Jul 2021 - 22 Jul 2021	SAUDEE	CREDIT SUISSE AG [SSH]	-28,925		36,511	5.114
22 Jul 2021 - 22 Jul 2021	SAUDEE	CREDIT SUISSE GROUP AG [SSH]	-28,925		36,511	5.114

Notice Period is (25 July 2021 - 31 July 2021)

Effective Change Date	Stock Name	Buyer/ Seller Name [Classification]	Bought / (Sold) ('000)		No. of Shares After Trade ('000)	
			Total	% Held	Total	% Held
26 Jul 2021 - 26 Jul 2021	SCIB	DATU HAJI MOHIDIN BIN HAJI ISHAK [DIR/CEO]	8		118	0.048
23 Jul 2021 - 23 Jul 2021	SCOMNET	MR SHIUE JONG-ZONE A.K.A.JAMES SHIUE [SSH]	40		478,399	63.356
23 Jul 2021 - 23 Jul 2021	SCOMNET	MR SHIUE JYH-JEH @ JERRY [SSH]	40		478,399	63.357
23 Jul 2021 - 23 Jul 2021	SCOMNET	MR HSUEH CHIH-YU [DIR/CEO]	40		478,399	63.356
23 Jul 2021 - 23 Jul 2021	SCOMNET	MR HSUEH CHIH-YU [SSH]	40		478,399	63.356
23 Jul 2021 - 23 Jul 2021	SCOMNET	MR WU CHUNG-JUNG [DIR/CEO]	40		478,399	63.357
23 Jul 2021 - 23 Jul 2021	SCOMNET	MR WU CHUNG-JUNG [SSH]	40		478,399	63.357
23 Jul 2021 - 23 Jul 2021	SCOMNET	MADAM WU HUEI-CHUNG [DIR/CEO]	40		478,399	63.356
23 Jul 2021 - 23 Jul 2021	SCOMNET	MADAM WU HUEI-CHUNG [SSH]	40		478,399	63.356
23 Jul 2021 - 23 Jul 2021	SCOMNET	MR SHIUE JONG-ZONE A.K.A. JAMES SHIUE [DIR/CEO]	40		478,399	63.356
29 Jul 2021 - 29 Jul 2021	SEDANIA	DATUK NOOR AZRIN BIN MOHD NOOR [DIR/CEO]	30		123,466	35.562
29 Jul 2021 - 29 Jul 2021	SEDANIA	DATUK NOOR AZRIN BIN MOHD NOOR [SSH]	30		123,466	35.562
30 Jul 2021 - 30 Jul 2021	SERSOL	JUSTIN LIM HWA TAT [SSH]	27,000		50,000	23.218
30 Jul 2021 - 30 Jul 2021	SERSOL	TAN FIE JEN [DIR/CEO]	-200			
28 Jul 2021 - 28 Jul 2021	SERSOL	JUSTIN LIM HWA TAT [SSH]	23,000		23,000	10.68
28 Jul 2021 - 28 Jul 2021	SERSOL	TOH HONG CHYE [DIR/CEO]	-27,913		1	0.001
28 Jul 2021 - 28 Jul 2021	SERSOL	TOH HONG CHYE [SSH]	-17,912			
28 Jul 2021 - 28 Jul 2021	SERSOL	SERSOL HOLDINGS SDN. BHD. [SSH]	-17,912			
28 Jul 2021 - 28 Jul 2021	SERSOL	LIM KIM CHAI [SSH]	-17,912			
27 Jul 2021 - 27 Jul 2021	SERSOL	TOH HONG CHYE [SSH]	-27,421		17,913	8.319
27 Jul 2021 - 27 Jul 2021	SERSOL	TOH HONG CHYE [DIR/CEO]	-27,421		17,913	8.319
27 Jul 2021 - 27 Jul 2021	SERSOL	LIM KIM CHAI [SSH]	-22,090		17,912	8.318
27 Jul 2021 - 27 Jul 2021	SERSOL	SERSOL HOLDINGS SDN. BHD. [SSH]	-22,090		17,912	8.318
23 Jul 2021 - 23 Jul 2021	SHANG	ABRDN PLC (FORMERLY KNOWN AS STANDARD LIFE ABERDEEN PLC) [SSH]	-31		36,686	8.338
23 Jul 2021 - 23 Jul 2021	SHANG	ABERDEEN ASSET MANAGEMENT PLC [SSH]	-31		36,686	8.338
23 Jul 2021 - 23 Jul 2021	SHANG	ABERDEEN STANDARD INVESTMENTS (ASIA) LIMITED [SSH]	-23		29,103	6.614
22 Jul 2021 - 22 Jul 2021	SHANG	ABERDEEN ASSET MANAGEMENT PLC [SSH]	-29		36,717	8.345
22 Jul 2021 - 22 Jul 2021	SHANG	ABRDN PLC (FORMERLY KNOWN AS STANDARD LIFE ABERDEEN PLC) [SSH]	-29		36,717	8.345
22 Jul 2021 - 22 Jul 2021	SHANG	ABERDEEN STANDARD INVESTMENTS (ASIA) LIMITED [SSH]	-21		29,125	6.619
26 Jul 2021 - 26 Jul 2021	SHCHAN	DATO' MOHD SALLEH BIN YEOP ABDUL RAHMAN [SSH]				
26 Jul 2021 - 26 Jul 2021	SHCHAN	GOLDQUEST PROPERTIES PTY LIMITED [SSH]				
27 Jul 2021 - 27 Jul 2021	SIME	EMPLOYEES PROVIDENT FUND BOARD [SSH]	30		646,280	9.501
26 Jul 2021 - 26 Jul 2021	SIME	EMPLOYEES PROVIDENT FUND BOARD [SSH]	30		646,250	9.5
21 Jul 2021 - 21 Jul 2021						

Notice Period is (25 July 2021 - 31 July 2021)

Effective Change Date	Stock Name	Buyer/ Seller Name [Classification]	Bought / (Sold) / '000		
			Total	No. of Shares After Trade	% Held
23 Jul 2021 - 23 Jul 2021	TAANN	EMPLOYEES PROVIDENT FUND BOARD [SSH]	-311	30,313	6.882
22 Jul 2021 - 22 Jul 2021	TAANN	EMPLOYEES PROVIDENT FUND BOARD [SSH]	-209	30,624	6.952
21 Jul 2021 - 21 Jul 2021	TAANN	EMPLOYEES PROVIDENT FUND BOARD [SSH]	-303	30,833	7
27 Jul 2021 - 27 Jul 2021	TAKAFUL	EMPLOYEES PROVIDENT FUND BOARD [SSH]	3	44,111	5.279
26 Jul 2021 - 26 Jul 2021	TAKAFUL	EMPLOYEES PROVIDENT FUND BOARD [SSH]	-0.3	44,108	5.278
22 Jul 2021 - 22 Jul 2021	TAKAFUL	EMPLOYEES PROVIDENT FUND BOARD [SSH]	12	44,108	5.278
21 Jul 2021 - 21 Jul 2021	TAKAFUL	EMPLOYEES PROVIDENT FUND BOARD [SSH]	-287	44,096	5.277
29 Jul 2021 - 29 Jul 2021	TAMBUN	MR TEH KIAK SENG [SSH]	49	196,637	
29 Jul 2021 - 29 Jul 2021	TAMBUN	MR TEH KIAK SENG [DIR/CEO]	49	196,637	45.24
28 Jul 2021 - 28 Jul 2021	TAMBUN	MR TEH KIAK SENG [DIR/CEO]	10	196,588	45.23
28 Jul 2021 - 28 Jul 2021	TAMBUN	MR TEH KIAK SENG [SSH]	10	196,588	
21 Jul 2021 - 21 Jul 2021	TAWIN	DATO' YEO BOON LEONG JP [DIR/CEO]	19,911	371,243	10.882
21 Jul 2021 - 21 Jul 2021	TAWIN	DATO' YEO BOON LEONG JP [SSH]	19,911	371,243	10.882
29 Jul 2021 - 29 Jul 2021	TDEX	MR TEW AH KENG [SSH]			
26 Jul 2021 - 26 Jul 2021	TENAGA	EMPLOYEES PROVIDENT FUND BOARD [SSH]	-100	1,014,709	17.72
23 Jul 2021 - 23 Jul 2021	TENAGA	EMPLOYEES PROVIDENT FUND BOARD [SSH]	-450	1,014,809	17.72
22 Jul 2021 - 22 Jul 2021	TENAGA	EMPLOYEES PROVIDENT FUND BOARD [SSH]	-120	1,015,259	17.73
21 Jul 2021 - 21 Jul 2021	TENAGA	EMPLOYEES PROVIDENT FUND BOARD [SSH]	-220	1,015,379	17.73
23 Jul 2021 - 23 Jul 2021	TGL	MADAM TOH KIAN BENG [DIR/CEO]	13,798	27,596	33.866
23 Jul 2021 - 23 Jul 2021	TGL	MR TOH CHOON KEAT [DIR/CEO]	13,775	27,550	33.811
23 Jul 2021 - 23 Jul 2021	TGL	MADAM LAU SOO HIANG [SSH]	13,658	27,317	33.524
23 Jul 2021 - 23 Jul 2021	TGL	MR TOH CHOON MENG [SSH]	13,042	26,084	32.011
23 Jul 2021 - 23 Jul 2021	TGL	MR TOH CHOON NENG [SSH]	12,962	25,925	31.816
23 Jul 2021 - 23 Jul 2021	TGL	MR TOH CHOON GUAN [DIR/CEO]	12,882	25,764	31.619
23 Jul 2021 - 23 Jul 2021	TGL	DATO' TOH PENG HOE [SSH]	12,882	25,764	31.619
23 Jul 2021 - 23 Jul 2021	TGL	TOH PENG HOE HOLDINGS SDN. BHD. [SSH]	12,882	25,764	31.619
23 Jul 2021 - 23 Jul 2021	TGL	MR TOH CHOON GUAN [SSH]	12,882	25,764	31.619
23 Jul 2021 - 23 Jul 2021	TGL	MADAM TOH KIAN BENG [SSH]	12,882	25,764	31.619
23 Jul 2021 - 23 Jul 2021	TGL	MR TOH CHOON KEAT [SSH]	12,882	25,764	31.619
23 Jul 2021 - 23 Jul 2021	TGL	MR TOH PING HAI [SSH]	7,451	14,901	18.287
23 Jul 2021 - 23 Jul 2021	TGL	MADAM TEA MOOI KOOI @ TEH YAN KWEE [SSH]	7,221	14,441	17.723
23 Jul 2021 - 23 Jul 2021	TGL	MR TOH PENG HUA [SSH]	7,214	14,428	17.707
23 Jul 2021 - 23 Jul 2021	TGL	MR TOH SEA YONG [SSH]	7,198	14,396	17.667
23 Jul 2021 - 23 Jul 2021	TGL	ESTATE OF LIM LEE CHU @ LIM KEAT EE DECEASED [SSH]	7,187	14,373	17.639
23 Jul 2021 - 23 Jul 2021	TGL	TOH PING HAI HOLDINGS SDN. BHD. [SSH]	7,171	14,341	17.601
23 Jul 2021 - 23 Jul 2021	TGL	MISS TOH PEAK LEAN [SSH]	7,171	14,341	17.6
23 Jul 2021 - 23 Jul 2021	TGL	MR TOH SEA KEAN [SSH]	7,171	14,341	17.6
23 Jul 2021 - 23 Jul 2021	TGL	MR TOH SEE LENG [SSH]	7,171	14,341	17.6
23 Jul 2021 - 23 Jul 2021	TGL	TEO GUAN LEE HOLDINGS SDN. BHD. [SSH]	7,163	14,325	17.581
23 Jul 2021 - 23 Jul 2021	TGL	MR TOH SEE WOON [SSH]	7,163	14,325	17.581
23 Jul 2021 - 23 Jul 2021	TGL	MR TOH SEE CHING [SSH]	7,163	14,325	17.581
23 Jul 2021 - 23 Jul 2021	TGL	MR TOH SEE QUAN [SSH]	7,163	14,325	17.581
23 Jul 2021 - 23 Jul 2021	TGL	MELODI RAGAM SDN. BHD. [SSH]	7,163	14,325	17.581
23 Jul 2021 - 23 Jul 2021	TGL	IDEAL STRUCTURE SDN. BHD. [SSH]	7,163	14,325	17.581
23 Jul 2021 - 23 Jul 2021	TGL	TOH PENG HUA HOLDINGS SDN. BHD. [SSH]	7,163	14,325	17.581
27 Jul 2021 - 27 Jul 2021	TIMECOM	EMPLOYEES PROVIDENT FUND BOARD [SSH]	-367	65,804	10.882
26 Jul 2021 - 26 Jul 2021	TIMECOM	EMPLOYEES PROVIDENT FUND BOARD [SSH]	-39	66,171	10.943
27 Jul 2021 - 27 Jul 2021	TIMECOM	KUMPULAN WANG PERSARAAN (DIPERBADANKAN) (KWAP) [SSH]	-424	30,476	5.04
23 Jul 2021 - 23 Jul 2021	TIMECOM	EMPLOYEES PROVIDENT FUND BOARD [SSH]	-404	66,210	10.949
26 Jul 2021 - 26 Jul 2021	TIMECOM	KUMPULAN WANG PERSARAAN (DIPERBADANKAN) (KWAP) [SSH]	-66	30,900	5.11
22 Jul 2021 - 22 Jul 2021	TIMECOM	EMPLOYEES PROVIDENT FUND BOARD [SSH]	-522	66,614	11.016
23 Jul 2021 - 23 Jul 2021	TIMECOM	MR PATRICK CORSO [SSH]	-225	178,653	29.543

Notice Period is (25 July 2021 - 31 July 2021)

Effective Change Date	Stock Name	Buyer/ Seller Name [Classification]	Bought / (Sold) / '000		
			Total	No. of Shares After Trade	% Held
23 Jul 2021 - 23 Jul 2021	TIMECOM	MR PATRICK CORSO [DIR/CEO]	-225	178,653	29.543
23 Jul 2021 - 23 Jul 2021	TIMECOM	KUMPULAN WANG PERSARAAN (DIPERBADANKAN) (KWAP) [SSH]	-236	30,966	5.121
21 Jul 2021 - 21 Jul 2021	TIMECOM	EMPLOYEES PROVIDENT FUND BOARD [SSH]	-0.1	67,136	11.102
29 Jul 2021 - 29 Jul 2021	TM	KUMPULAN WANG PERSARAAN (DIPERBADANKAN) [SSH]	783	376,197	9.969
27 Jul 2021 - 27 Jul 2021	TM	EMPLOYEE PROVIDENT FUND BOARD (EPF BOARD) [SSH]	416	658,861	17.459
28 Jul 2021 - 28 Jul 2021	TM	KUMPULAN WANG PERSARAAN (DIPERBADANKAN) [SSH]	576	375,413	9.949
26 Jul 2021 - 26 Jul 2021	TM	EMPLOYEE PROVIDENT FUND BOARD (EPF BOARD) [SSH]	172	658,445	17.448
27 Jul 2021 - 27 Jul 2021	TM	KUMPULAN WANG PERSARAAN (DIPERBADANKAN) [SSH]	-137	374,838	9.933
23 Jul 2021 - 23 Jul 2021	TM	EMPLOYEE PROVIDENT FUND BOARD (EPF BOARD) [SSH]	284	658,273	17.444
26 Jul 2021 - 26 Jul 2021	TM	KUMPULAN WANG PERSARAAN (DIPERBADANKAN) [SSH]	258	374,974	9.937
22 Jul 2021 - 22 Jul 2021	TM	EMPLOYEE PROVIDENT FUND BOARD (EPF BOARD) [SSH]	-830	657,989	17.436
23 Jul 2021 - 23 Jul 2021	TM	KUMPULAN WANG PERSARAAN (DIPERBADANKAN) [SSH]	387	374,716	9.929
21 Jul 2021 - 21 Jul 2021	TM	EMPLOYEE PROVIDENT FUND BOARD (EPF BOARD) [SSH]	355	658,819	17.458
27 Jul 2021 - 27 Jul 2021	TOPGLOV	EMPLOYEES PROVIDENT FUND BOARD [SSH]	-105	498,794	6.231
23 Jul 2021 - 23 Jul 2021	TOPGLOV	EMPLOYEES PROVIDENT FUND BOARD [SSH]	-2,210	498,898	6.233
23 Jul 2021 - 23 Jul 2021	TRIMODE	DATO' HEW HAN SENG [SSH]	-1,380	116,813	70.369
23 Jul 2021 - 23 Jul 2021	TRIMODE	DATO' HEW HAN SENG [DIR/CEO]	-1,380	116,813	70.369
23 Jul 2021 - 23 Jul 2021	TSH	EMPLOYEES PROVIDENT FUND BOARD [SSH]	285	96,834	7.016
23 Jul 2021 - 23 Jul 2021	TSH	KELVIN TAN AIK PEN [SSH]	1,000	232,499	16.846
28 Jul 2021 - 28 Jul 2021	UMCCA	DATO' SRI TEE LIP SIN [DIR/CEO]	13	47,020	22.415
28 Jul 2021 - 28 Jul 2021	UMCCA	MR TEE CHENG HUA [DIR/CEO]	13	41,055	19.571
28 Jul 2021 - 28 Jul 2021	UMCCA	PROSPER PALM OIL MILL SDN. BHD. [SSH]	13	24,500	11.679
29 Jul 2021 - 29 Jul 2021	UMW	KUMPULAN WANG PERSARAAN (DIPERBADANKAN) (KWAP) [SSH]	22	103,815	8.886
27 Jul 2021 - 27 Jul 2021	UMW	AMANAHRAYA TRUSTEES BERHAD-AMANAH SAHAM BUMIPUTERA [SSH]	-5,200	491,463	42.067
27 Jul 2021 - 27 Jul 2021	UOAEV	EMPLOYEES PROVIDENT FUND BOARD (EPF BOARD) [SSH]	300	238,499	10.252
26 Jul 2021 - 26 Jul 2021	UOAEV	EMPLOYEES PROVIDENT FUND BOARD (EPF BOARD) [SSH]	50	238,199	10.239
23 Jul 2021 - 23 Jul 2021	UOAEV	EMPLOYEES PROVIDENT FUND BOARD (EPF BOARD) [SSH]	20,840	238,149	10.236
29 Jul 2021 - 29 Jul 2021	UTDPLT	MR LOH HANG PAI @ LOW HENG FONG [DIR/CEO]	2	170	0.041
26 Jul 2021 - 26 Jul 2021	UTDPLT	EMPLOYEES PROVIDENT FUND BOARD [SSH]	-14	54,652	13.176
26 Jul 2021 - 26 Jul 2021	UTDPLT	MR LOH HANG PAI @ LOW HENG FONG [DIR/CEO]	18	168	0.041
23 Jul 2021 - 23 Jul 2021	UTDPLT	EMPLOYEES PROVIDENT FUND BOARD [SSH]	-20	54,665	13.179
23 Jul 2021 - 23 Jul 2021	VITROX	CHUAH POAY NEE [DIR/CEO]	-10	380	0.08
27 Jul 2021 - 27 Jul 2021	VS	KUMPULAN WANG PERSARAAN [SSH]	1,500	339,223	8.906
23 Jul 2021 - 23 Jul 2021	VS	KUMPULAN WANG PERSARAAN [SSH]	-1,000	337,723	8.866
22 Jul 2021 - 22 Jul 2021	WCT	AMANAHRAYA TRUSTEES BERHAD-AMANAH SAHAM BUMIPUTERA [SSH]	817	82,507	5.82
27 Jul 2021 - 27 Jul 2021	WPRTS	EMPLOYEES PROVIDENT FUND BOARD [SSH]	264	217,999	6.393
28 Jul 2021 - 28 Jul 2021	WPRTS	KUMPULAN WANG PERSARAAN (DIPERBADANKAN) [SSH]	121	191,816	5.625
27 Jul 2021 - 27 Jul 2021	WPRTS	KUMPULAN WANG PERSARAAN (DIPERBADANKAN) [SSH]	186	191,695	5.622
26 Jul 2021 - 26 Jul 2021	WPRTS	KUMPULAN WANG PERSARAAN (DIPERBADANKAN) [SSH]	220	191,509	5.616
23 Jul 2021 - 23 Jul 2021	WPRTS	KUMPULAN WANG PERSARAAN (DIPERBADANKAN) [SSH]	34	191,288	5.61
29 Jul 2021 - 29 Jul 2021	YBS	DATO DR PAHAMIN AB RAJAB [DIR/CEO]	-930	11,070	4.492
22 Jul 2021 - 26 Jul 2021	YBS	MUSHARAKA TECH VENTURE SDN BHD [SSH]	-250	21,374	8.673
29 Jul 2021 - 29 Jul 2021	YGL	DATO' TAI KAU @ TAI FAH CHONG [SSH]	-11,614		
29 Jul 2021 - 29 Jul 2021	YINSON	KUMPULAN WANG PERSARAAN (DIPERBADANKAN) [SSH]	150	97,285	9.133
27 Jul 2021 - 27 Jul 2021	YINSON	EMPLOYEES PROVIDENT FUND BOARD [SSH]	300	178,408	16.746
26 Jul 2021 - 26 Jul 2021	YINSON	EMPLOYEES PROVIDENT FUND BOARD [SSH]	300	178,108	16.718
27 Jul 2021 - 27 Jul 2021	YINSON	KUMPULAN WANG PERSARAAN (DIPERBADANKAN) [SSH]	100	97,135	9.118
23 Jul 2021 - 23 Jul 2021	YINSON	EMPLOYEES PROVIDENT FUND BOARD [SSH]	344	177,808	16.69
22 Jul 2021 - 22 Jul 2021	YINSON	EMPLOYEES PROVIDENT FUND BOARD [SSH]	458	177,463	16.657
23 Jul 2021 - 23 Jul 2021	YINSON	KUMPULAN WANG PERSARAAN (DIPERBADANKAN) [SSH]	31	97,035	9.108
21 Jul 2021 - 21 Jul 2021	YINSON	EMPLOYEES PROVIDENT FUND BOARD [SSH]	433	177,006	16.614
23 Jul 2021 - 23 Jul 2021	YTL	EMPLOYEES PROVIDENT FUND BOARD [SSH]	407	686,604	6.262

Disclaimer: The Information in Insider Activity is extracted from www.shareinvestor.com/fundamental/insider_trades. The information on this page is provided as a service to readers. It does not constitute financial advice and/or any investment recommendations. We assume no liability for damages resulting from or arising out of the use of such information. Whilst every effort is made to ensure accuracy, the information presented is not the official record of shareholder filings. Readers are advised to read the original filings on the Bursa Malaysia website at www.bursamalaysia.com

SHAREINVESTOR WEBPRO

Stock Market Data At Your Fingertips

Powerful browser-based market analytics platform.
Access from anywhere

Intrinsic Value Calculator

Consensus Estimates

C2 Charts (Customizable & Comprehensive)

Advance Market Screener

Ownership Tracker

click here to start your 9 Day free trial



Aemulus Holdings Berhad

The Board of Directors of Aemulus Holdings Berhad (**AEMULUS**) wishes to inform that Aemulus Corporation Sdn. Bhd. a wholly-owned subsidiary of Aemulus Holdings Berhad had entered into a Purchase Agreement with a new customer based in China for the purpose of matters related to the delivery of the Group's 5600 series test systems over 3.5 years, subject to the receipt of purchase orders. The total estimated value of the Contract is approximately USD5 million or RM22 million for the abovementioned duration. The Contract is expected to contribute positively to earnings of the Company for the next 3 years.



Axiata Group Berhad

The Board of Directors of Axiata Group Berhad (**AXIATA**) wishes to announce that the Company and its 66.48% subsidiary, PT XL Axiata Tbk had together, collectively referred to as the Purchasers, entered into a non-binding term sheet with Asia Link Dewa Pte. Ltd. and PT First Media Tbk, which collectively referred to as the Sellers, to facilitate discussions and negotiations for a potential acquisition of 1,816,735,484 shares representing approximately 66.03% of the entire issued and paid-up capital of PT Link Net Tbk owned by the Sellers.



Mi Technovation Berhad

The Board of Directors of Mi Technovation Berhad (**MI**) wishes to announce that the Company had via its wholly-owned subsidiary, Suzhou Mi Equipment Co Ltd, entered into a capital increase agreement with Talentek Microelectronics (Hefei) Limited, Lansus Technologies Inc and Wuhan Silicon Integrated Co Ltd, to subscribe for the increase in capital of Talentek Microelectronics amounting to RMB45.00 million (equivalent to approximately RM29.36 million).



Freight Management Holdings Berhad

The Board of Directors of Freight Management Holdings Berhad (**FREIGHT**) wishes to announce that FM Global Logistics (M) Sdn. Bhd., a wholly-owned subsidiary of the Company has entered into a Sale and Purchase Agreement with Cebur Megah Development Sdn. Bhd. for the acquisition of two (2) parcels of contiguous freehold vacant industrial land, both in Mukim Kapar, Daerah Klang, Selangor, measuring approximately 4.67 acre (or 203,425.2 square feet) and 4.65 acre (or 202,554 square feet) respectively, for a total cash consideration of RM56,837,088.



Rimbunan Sawit Berhad

On behalf of the Board of Rimbunan Sawit Berhad (**RSAWIT**), Maybank IB wishes to announce that, following the Director's Consent and the Superintendent's Consent where both are the remaining two Conditions Subsequent set out in the Supplemental SPA for the Lundu Acquisition, Lot 306 Block 4 Stungkor Land District has been transferred to Rimbunan Sawit Berhad Lundu and has paid the Final Balance Sum to R H Lundu Palm Oil Mill Sdn Bhd to complete the Lundu Acquisition. Accordingly, the Sale and Purchase Agreement in relation to the Lundu Acquisition has been completed.



Upcoming IPO

20th Sep 2021 **IGB COMMERCIAL REAL ESTATE INVESTMENT TRUST (MAIN MARKET)**

Disclaimer: The information in the Investor Relations page is extracted from individual companies' announcements in www.bursamalaysia.com. The information on this page is provided as a service to readers. We assume no liability for damages resulting from or arising out of the use of such information. Whilst every effort is made to ensure accuracy, the information presented has been simplified for your reading pleasure. Readers are advised to read the original and complete filings on the Bursa Malaysia website at https://www.bursamalaysia.com/market_information/announcements/company_announcement



Over 5 trading days



ShareInvestor WebPro (www.shareinvestor.com/my)
 1. Price > Stock Prices
 2. Select Market: NASDAQ / NYSE / IDX / SET / HKEX / SGX (One bourse at a time)
 3. select Stocks Tab
 4. select Ranking Top Gainers or Top Losers (Over 5 Trading Days)
 5. Mouse over Column Layout > select Edit Customs > select Name > select Last Done Price > select 5 Days Change > select 52 Weeks High > select 52 Weeks Low > Mouse Over Column Layout > select Custom

NASDAQ (USD)

Top Gainers

Name	Last Done	Change Over 5 Days	52 Weeks High	52 Weeks Low
MERCADOLIBRE INC	1,786.110	+144.590	2,020.000	959.870
MICROSTRATEGY	715.620	+90.610	1,315.000	121.835
BIONTECH SE SPON ADS EACH REP 1 ORD SHS	404.920	+76.570	433.900	54.100
MODERNA INC	416.260	+70.620	386.980	54.210
DEXCOM INC	523.930	+67.880	524.310	305.630

Top Losers

Name	Last Done	Change Over 5 Days	52 Weeks High	52 Weeks Low
AMEDISYS INC	200.130	-55.330	325.120	216.205
ROKU INC	403.480	-46.120	490.761	143.210
CARDLYTICS INC	88.740	-39.350	161.470	55.890
LIVE VENTURES INCORPORATED	33.150	-30.875	75.250	7.825
IPG PHOTONICS CORPORATION	183.620	-30.700	262.551	149.510

NYSE (USD)

Top Gainers

Name	Last Done	Change Over 5 Days	52 Weeks High	52 Weeks Low
BERKSHIRE HATHAWAY INC	421,306.000	+2406.000	445,000.000	297,817.000
CABLE ONE INC	1,968.750	+80.760	2,326.800	1,674.350
HUBSPOT INC	660.000	+77.110	616.450	230.920
NVR INC	5,313.570	+68.680	5,308.475	3,770.020
BIO RAD LABORATORIES INC	762.800	+65.040	763.210	480.200

Top Losers

Name	Last Done	Change Over 5 Days	52 Weeks High	52 Weeks Low
FIVERR INTERNATIONAL LTD	175.060	-73.850	336.000	102.417
XPO LOGISTICS INC	83.140	-57.890	153.450	76.000
BOSTON BEER CO INC	656.030	-53.970	1,349.980	653.570
FAIR ISAAC CORP	487.000	-40.780	553.970	380.000
NEVRO CORP	115.070	-39.490	188.140	128.700

IDX (Rupiah)

Top Gainers

Name	Last Done	Change Over 5 Days	52 Weeks High	52 Weeks Low
BANK BISNIS INTERNASIONAL TBK.	7,900.000	+3610.000	7,900.000	493.961
DIAN SWASTATIKA SENTOSA TBK	15,000.000	+2000.000	22,500.000	12,775.000
FKS MULTI AGRO TBK.	5,675.000	+1675.000	4,000.000	2,000.000
NFC INDONESIA TBK.	9,475.000	+1450.000	2,990.000	1,130.000
BANK CENTRAL ASIA TBK.	31,500.000	+1300.000	36,900.000	26,950.000

Top Losers

Name	Last Done	Change Over 5 Days	52 Weeks High	52 Weeks Low
GAYA ABADI SEMPURNA TBK.	10,000.000	-2,700.000	13,700.000	4,390.000
INDOINTERNET TBK.	27,575.000	-2,525.000	47,000.000	8,850.000
BANK JAGO TBK.	16,325.000	-2,050.000	19,050.000	1,990.389
GUDANG GARAM TBK.	32,925.000	-1,900.000	55,000.000	32,500.000
INDO TAMBANGRAYA MEGAH TBK.	16,125.000	-925.000	17,275.000	7,500.000

SET (Thai Baht)

Top Gainers

Name	Last Done	Change Over 5 Days	52 Weeks High	52 Weeks Low
NKI	54.000	+10.000	58.000	43.000
RAM	146.000	+8.500	147.000	135.500
ADD	35.000	+5.500	35.000	14.800
DELTA	576.000	+4.000	838.000	103.000
SCC	414.000	+4.000	474.000	320.000

Top Losers

Name	Last Done	Change Over 5 Days	52 Weeks High	52 Weeks Low
KYE	385.000	-51.000	460.000	299.000
OHTL	330.000	-14.000	420.000	308.000
METCO	228.000	-10.000	340.000	131.000
CBG	139.500	-6.000	156.000	104.000
CHOTI	74.500	-5.500	97.750	59.000

HKEX (HKD)

Top Gainers

Name	Last Done	Change Over 5 Days	52 Weeks High	52 Weeks Low
CANSINO BIO-B	381.000	+70.000	450.000	141.100
ZAI LAB-SB	1,126.000	+68.000	1,509.000	602.000
BYD COMPANY	270.800	+39.800	282.400	68.800
OOIL	164.100	+22.600	186.000	30.800
HKEX	522.000	+22.000	587.000	353.600

Top Losers

Name	Last Done	Change Over 5 Days	52 Weeks High	52 Weeks Low
BILIBILI-SW	628.000	-96.500	1,052.000	573.000
TENCENT	439.000	-53.000	775.500	422.000
TRIP.COM-S	185.800	-33.400	326.000	185.700
KUAISHOU-W	89.100	-29.800	417.800	88.700
ANGELALIGN	395.000	-25.000	490.000	355.200

SGX (SGD)

Top Gainers

Name	Last Done	Change Over 5 Days	52 Weeks High	52 Weeks Low
STRAITS TRADING	3.220	+0.390	3.280	1.490
AZEUS	3.020	+0.360	3.200	1.300
DBS	30.800	+0.300	30.950	19.620
IFAST	8.400	+0.280	9.650	1.920
FRENCKEN	2.180	+0.240	2.210	0.930

Top Losers

Name	Last Done	Change Over 5 Days	52 Weeks High	52 Weeks Low
JMH USD	57.000	-3.680	68.880	38.280
SGX	11.330	-0.610	12.130	8.440
DAIRYFARM USD	3.630	-0.350	4.910	3.570
DIGILIFE TECH	1.500	-0.300	3.000	1.200
CITYDEV	6.760	-0.210	8.417	6.168