

# Invest

ISSUE  
**54**  
FRIDAY  
16 APRIL 2021



Scan / Click Me To Register

A free weekly e-Publication by **SHAREINVESTOR.com**



02	Bursa Excellence Awards 2020 themed Rising Together, Achieving Greatness	08	SHARIAH HOT STOCKS	15	DIVIDEND STOCKS
04	BEHIND THE ACTION	10	SHARIAH MOMENTUM UP STOCKS	16	LONG COMPANIES
06	FROM THE OBSERVER	12	HOT STOCKS	17	INSIDER ACTIVITY
		13	UP TRENDING STOCKS	21	INVESTOR RELATIONS
		14	GROWTH STOCKS	22	REGIONAL MARKETS

## SHAREINVESTOR MARKET DATA PLATFORMS



**SHAREINVESTOR STATION**  
Advanced Charting Software  
(8 Markets)



**SHAREINVESTOR WEBPRO**  
Browser-Based Market Data  
Analytics Platform



**BURSASTATION**  
Advanced Charting Software  
(Bursa Malaysia Only)





**SHAREINVESTOR®**

Invest with Knowledge

**Corporate**

Managing Director (Malaysia) & Publisher | **Edward Stanislaus**  
edward@shareinvestor.com

**Sales & Marketing**

Director | **Elizabeth Tan**  
elizabeth.tan@shareinvestor.com

Online IR  
Manager

| **Leticia Wong**  
leticia.wong@shareinvestor.com

Advertising & Sponsorship Sales  
Manager

| **Sharon Lee**  
sharon.lee@shareinvestor.com

**Market Data Analytics:** (marketdata.my@shareinvestor.com)

Account Manager | **Heidee Ahmad**  
heidee.ahmad@shareinvestor.com

Assistant Manager | **Foo Yong Jui**  
yongjui.foo@shareinvestor.com

Coordinator | **Watie Nordin**

**Market Data Analytics & Editorial**

Data Analyst | **Evelyn Yong**  
Market Data & Media Coordinator | **Silas Emmanuel Joseph**  
silas.joseph@shareinvestor.com

**Marketing Communications**

Marcomm Manager | **Danny Ng**

**Creative & Design**

Manager | **Andric See**  
Asst. Manager | **Ivy Yap**  
Web Developer | **Nurul Atiqah**  
**Aiman Jasmin**  
**Izwan Rusli**  
**Hamed Bohloul**

**IT Apps**

Project Manager | **Amir Yusoff**  
Sr. Software Engineer | **Mohd. Qasem**  
Software Engineer | **Lian Kok Keong**

**Finance, Admin & HR**

Manager | **Shireen Goh**  
Accounts Executive | **Jessie Ho**

**Shareinvestor Holdings**

Chairman | **Patrick Daniel**  
Group CEO | **Christopher Lee**  
Group COO | **Lim Dau Hee**  
Group CFO | **Teo Siew May**

**Integrity** in our dealings with others

Decisions through Collective **Leadership**

**CORE VALUES**

SUCCESS through our **People**

Relentless FOCUS on **Customer Satisfaction**

**“ GIVE A MAN A FISH AND YOU FEED HIM FOR A DAY; TEACH A MAN TO FISH AND YOU FEED HIM FOR A LIFETIME ”**

**SI Portal.com Sdn Bhd** (200001023956) (526564-M)  
Unit No. DF2-07-03A, Level 7,  
Persoft Tower, 6B Persiaran Tropicana,  
47410 Petaling Jaya, Selangor Darul Ehsan.

Hotline : 603 7803 1791  
Mobile : 011 6343 8939  
Fax : 603 7803 1792

Website : [www.ShareInvestor.com.my](http://www.ShareInvestor.com.my)  
[www.ShareInvestorHoldings.com](http://www.ShareInvestorHoldings.com)  
[www.facebook.com/ShareInvestorMalaysia](https://www.facebook.com/ShareInvestorMalaysia)

ADVERTISEMENT ENQUIRY

# Bursa Excellence Awards 2020 themed **Rising Together, Achieving Greatness**



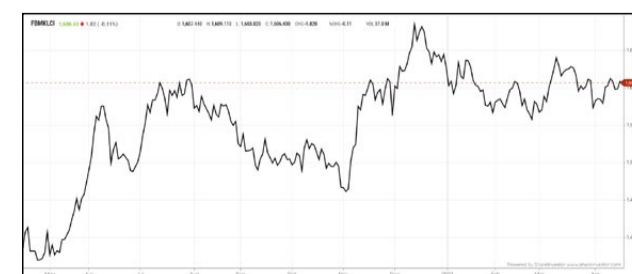
On Friday 9 April 2021, the 8th Annual Bursa Excellence Awards 2020 ceremony held at the W Kuala Lumpur Hotel saw a total of 52 awards across 22 categories in the Securities, Derivatives and Islamic markets. Tan Sri Abdul Wahid Omar, Chairman of Bursa Malaysia in his speech stated that 2020 was a very good year for the capital markets and broker partners. Average Daily Trading Value for the Securities Market more than doubled to RM4.2 billion, Average Daily Contracts for the Derivatives Market increased by 7.8%. The FBMKLCI closed the year 2.4% higher at 1,627.21 and total market capitalisation at 31 December 2020 was 6.1% higher at RM1,817 billion. Market performance has been resilient in the first quarter of 2021, with ADV for the Securities Market increased by 19% to RM5.0 billion. Moving forward, Bursa plans to work even closer with its broker partners, continuing with efforts to increase connectivity globally, enhancing market reach and facilitating foreign participation. The honour roll is as follows:-

AWARD NAME	RANKING	WINNER
2020 Best Overall Equities Participating Organisation	Champion	<b>Kenanga Investment Bank</b>
	1st Runner Up	Affin Hwang Investment Bank
	2nd Runner Up	CGS-CIMB Securities
2020 Best Retail Equities Participating Organisation – Investment Bank	Champion	<b>RHB Investment Bank</b>
	1st Runner Up	Kenanga Investment Bank
	2nd Runner Up	Hong Leong Investment Bank
2020 Best Retail Equities Participating Organisation – Non-Investment Bank	Champion	<b>CGS-CIMB Securities</b>
	1st Runner Up	Malacca Securities
	2nd Runner Up	UOB Kay Hian Securities (M)
2020 Best Institutional Equities Participating Organisation – Investment Bank	Champion	<b>Maybank Investment Bank</b>
	1st Runner Up	Affin Hwang Investment Bank
	2nd Runner Up	Kenanga Investment Bank
2020 Best Institutional Equities Participating Organisation – Non-Investment Bank	Champion	<b>CGS-CIMB Securities</b>
	1st Runner Up	UOB Kay Hian Securities (M)
	2nd Runner Up	TA Securities Holdings
2020 Best Institutional Foreign Equities Participating Organisation	Champion	<b>Credit Suisse Securities (Malaysia)</b>
	1st Runner Up	JPMorgan Securities (Malaysia)
	2nd Runner Up	UBS Securities Malaysia
2020 Best Online Retail Participating Organisation	Champion	<b>CGS-CIMB Securities</b>
2020 Best Online Institutional Participating Organisation	Champion	<b>Maybank Investment Bank</b>
2020 Best High Touch Foreign Institutional Participating Organisation	Champion	<b>CLSA Securities Malaysia</b>

2020 Best Remisier	Champion	<b>Ang Teck Soon</b>
	1st Runner Up	Anas Bin Ahmad Faris
	2nd Runner Up	Lim Hau Yee
2020 Best Proprietary Day Trader	Champion	<b>Lai Teen Poh</b>
	1st Runner Up	Paran Joethy A/L R Kandasamy
	2nd Runner Up	Leong Fook Heng
2020 Best Structured Warrant Issuer	Champion	<b>Kenanga Investment Bank</b>
2020 Best Exchange Traded Fund Issuer	Champion	<b>Affin Hwang Asset Management</b>
2020 Best Overall Bursa Malaysia-i Participating Organisation	Champion	<b>Malacca Securities</b>
	1st Runner Up	Maybank Investment Bank
	2nd Runner Up	CGS-CIMB Securities
2020 Best Institutional Bursa Malaysia-i Participating Organisation	Champion	<b>CGS-CIMB Securities</b>
	1st Runner Up	Affin Hwang Investment Bank
	2nd Runner Up	Maybank Investment Bank
2020 Best Retail Bursa Malaysia-i Participating Organisation	Champion	<b>Malacca Securities</b>
	1st Runner Up	RHB Investment Bank
	2nd Runner Up	Maybank Investment Bank
2020 Best Overall Derivatives Trading Participant	Champion	<b>TA Futures</b>
	1st Runner Up	Phillip Futures
	2nd Runner Up	Kenanga Futures
2020 Best Retail Derivatives Trading Participant	Champion	<b>RHB Investment Bank</b>
	1st Runner Up	Phillip Futures
	2nd Runner Up	CGS-CIMB Futures
2020 Best Institutional Derivatives Trading Participant	Champion	<b>Kenanga Futures</b>
	1st Runner Up	Phillip Futures
	2nd Runner Up	TA Futures
2020 Best Trading Participant Commodity Derivatives	Champion	<b>TA Futures</b>
2020 Best Trading Participant Equity & Financial Derivatives	Champion	<b>Kenanga Futures</b>
2020 Best Local Participant	Champion	<b>Loo Cheong Hin</b>
	1st Runner Up	Eng Boon Kian
	2nd Runner Up	Leong Keng Chiang

**Eye On The Markets**

This week, on Thursday (15Apr), the Ringgit was 4.1260 against the USD from 4.1340 on Monday (12Apr). Meanwhile, the Ringgit was 3.0918 to the Sing Dollar on Thursday (15Apr). On Monday (12Apr), the FBM KLCI opened at 1613.96. As at Friday (16Apr) 10:00am, the FBM KLCI is down for the week at 1608.91. Over in US, the overnight Dow Jones Industrial Average closed up 305.10 points (+0.90%) to 34,035.99 whilst the NASDAQ gained 180.92 points (+1.31%) to 14,038.76.



KLSE 1 Year Chart





## It's time to take your seat at the big table.

Your seat at the big table now awaits with the Mercedes-Benz S-Class Premier Offer - simply the finest deals ever created for the electrifying **S 560 e**.

### The time is now with the strictly limited S-Class Premier Offer\*:

- Special price offers from **RM7,488/month**.
- Special financing offers from **0.98% interest**.
- Special **packages** and value added **rebates**.
- Extended **8-year battery warranty**.

\*Terms and conditions apply. \*While stocks last.



Book a test drive at your nearest Autohaus or visit [www.mercedes-benz.com.my/s-class](http://www.mercedes-benz.com.my/s-class) to find out more.

**Mercedes-Benz**  
The best or nothing.



Mercedes-Benz Malaysia Sdn Bhd (Reg.no. 200201028433 (596096-H)) Customer Care Center: 1-800-88-1133 [customer\\_care\\_my@daimler.com](mailto:customer_care_my@daimler.com) [www.mercedes-benz.com.my](http://www.mercedes-benz.com.my)  
Mercedes-Benz Services Malaysia Sdn Bhd (Reg.no. 201201027083 (1011573-P)) [mbsm\\_cs@daimler.com](mailto:mbsm_cs@daimler.com) [www.mercedes-benz.com.my/financial](http://www.mercedes-benz.com.my/financial)

KUALA LUMPUR • Cycle & Carriage Bintang Berhad (7378-D) (Mercedes-Benz City Store@TREC) Tel: 03-2110 3240 • Cycle & Carriage Bintang Berhad (7378-D) (Cheras) Tel: 03-9133 7990 • Hap Seng Star Sdn Bhd (659844-H) (Jalan Sultan Ismail) Tel: 03-2116 9228 • Hap Seng Star Sdn Bhd (659844-H) (Jalan Ipoh) Tel: 03-6250 1388 • Hap Seng Star Sdn Bhd (659844-H) (Kinrara) Tel: 03-8073 3888 • NZ Wheels Sdn Bhd (329033-V) (Bangsar) Tel: 03-2287 3999 • SELANGOR • Cycle & Carriage Bintang Berhad (7378-D) (Petaling Jaya) Tel: 03-7872 8000 • Cycle & Carriage Bintang Berhad (7378-D) (Mutiara Damansara) Tel: 03-7711 6000 • Cycle & Carriage Bintang Berhad (7378-D) (Glenmarie) Tel: 03-5567 9299 • NZ Wheels Sdn Bhd (329033-V) (Klang) Tel: 03-3343 9270 • Hap Seng Star Sdn Bhd (659844-H) (Balakong) Tel: 03-8947 9688 • Hap Seng Star Sdn Bhd (659844-H) (Bukit Tinggi) Tel: 03-3318 0973 • Hap Seng Star Sdn Bhd (659844-H) (Setia Alam) Tel: 03-3359 5585 • KEDAH & PERLIS • Asbenz Motors Sdn Bhd (639691-H) (Sungai Petani) Tel: 04-431 7000 • Asbenz Stern Sdn Bhd (1267419-A) (Langkawi) Tel: 04-952 3218 • Cycle & Carriage Bintang (Northern) Sdn Bhd (114255-P) (Alor Setar) Tel: 04-732 7732 • P.PINANG • Cycle & Carriage Bintang (Northern) Sdn Bhd (114255-P) (Georgetown) Tel: 04-263 9834 • Cycle & Carriage Bintang (Northern) Sdn Bhd (114255-P) (Juru) Tel: 04-508 8058 • PERAK • Cycle & Carriage Bintang (Perak) Sdn Bhd (1554-H) (Ipoh) Tel: 05-506 4266 • N. SEMBILAN • Minsoon Credit Corporation (M) Sdn Bhd (21760-X) Tel: 06-767 2323 • TERENGGANU • Asbenz Stern Sdn Bhd (1267419-A) Tel: 09-626 1200 • MELAKA • Hap Seng Star Sdn Bhd (659844-H) Tel: 06-288 8854 • JOHOR • Cycle & Carriage Bintang Berhad (7378-D) Tel: 07-238 2299 • Hap Seng Star Sdn Bhd (659844-H) (Iskandar) Tel: 07-244 0818 • NZ Wheels Sdn Bhd (329033-V) Tel: 07-355 7218 • BR Jaya Sdn Bhd (357552-H) (Batu Pahat) Tel: 07-434 1199 • PAHANG • Asbenz Stern Sdn Bhd (1267419-A) Tel: 09-516 3355 • KELANTAN • Mofaz Exotic Car Sdn Bhd (182538-P) Tel: 09-747 4500 • LABUAN • NA Classic Sdn Bhd (288100-D) Tel: 087-425 216 • SABAH • Hap Seng Star Sdn Bhd (659844-H) Tel: 088-275 766 SARAWAK • Hap Seng Star Sdn Bhd (659844-H) (Kuching) Tel: 082-356 611 • Hap Seng Star Sdn Bhd (659844-H) (Miri) Tel: 085-651 699





Pankaj C Kumar

# Grabbing Headlines From Start-up & Cryptos

## Markets

Jeremy Powell, the Fed Chair, told in an interview with CBS that the US economy is an “inflection point” with stronger growth and hiring ahead on the back of rising vaccinations and powerful policy support. He nevertheless warned that resurgence of the spread of Covid-19 remains a risk to the economy. The Fed’s Beige Book released on Wednesday also showed that the US economy accelerated at a moderate pace between late February and early April with more companies raising new hires, but inflation too picked up. Talking about Covid-19, Johnson & Johnson’s single shot vaccine came under scrutiny this week as several governments, including the US, called for a pause over rare blood clot incidences traced to patients using the vaccine. Grab, the Malaysian-born and Singapore-based start-up made headlines this week as it entered into an agreement to get listed on the Nasdaq market via a Special Purpose Acquisition Company (SPAC), Altimeter Growth Corp, in a record-breaking merger plan with the blank-cheque company valued at US\$39.6bil. Coinbase, the cryptocurrency exchange, was listed on Nasdaq with a market capitalisation of US\$86bil on the first day of trading from its direct listing as Bitcoin passed the US\$64,000 mark.

## Economy

The most anticipated number this week was the

US inflation data, but surprisingly, despite the higher than expected reading of 1.6% on the core and 2.6% headline number for the month of March, market barely moved. Singapore’s 1Q GDP came in at a modest 0.2% y-o-y increase, while China’s March external trade data came in surprisingly below expectations as exports rose less than expected at 30.6% in dollar terms while imports surged 38.1%, leaving a smaller trade surplus of US\$13.8bil against the preceding month’s total of US\$37.9bil. Domestically, Malaysia’s Industrial Production Index for the month of February 2021 expanded by 1.5% y-o-y while Distributive Trade Index remained in contraction, albeit a smaller one at -1.1% y-o-y against the preceding month’s drop of -2.8% y-o-y. Statistics from the plantation sector saw a 28.4% m-o-m surge in CPO output to 1.42mil tonnes and this resulted in stock level rising by 10.7% to 1.45mil tonnes. Compared with a year ago, CPO output by 1.9% while stock level is still 16.4% lower. MRT3, one of the largest infrastructure projects this year, is set to tender out in August. Said to be worth between RM20-30bil, the government is also eyeing private funding of between 10-30% for the Circle Line

## Corporate

LBS Bina signed a reclamation and development agreement with the Melaka state government to reclaim and develop 1,200 acres into an industry hub with port facilities. Located at Tanjong Bruas,

this is part of the Melaka Waterfront Economic Zone (M-WEZ), which spans 25,000 acres along Melaka’s coastline. IGB Commercial REITs, as part of its planned listing on Bursa Malaysia, entered into multiple Sale and Purchase Agreements valued at some RM3.16bil from IGB’s subsidiaries and 50% owned joint ventures. BIMB Holdings undertook a private placement exercise with the issuance of 222.22mil shares priced at RM3.58 per share, raising RM795.6mil in gross proceeds. Khazanah Nasional meanwhile completed a relatively small placement of 53.8mil shares at RM5.80 per share in Telekom Malaysia, raising some RM312mil in total. Newly listed Teladan Setia announced plans to acquire three parcels of land measuring 519.8 acres for RM95.1mil or at RM4.20 per sq ft.

## Equity

In terms of equity markets’ performance, markets generally closed on a mixed note this week with gains ranging from 0.1% and 1.6% while markets that closed lower were between 0.1% and 2.4% weaker. Thanks largely to rally among glove stocks, on fears of resurgence of Covid-19 cases, the KLCI gained 0.4% to close Thursday at 1,608 pts. For the local bourse, local institutions’ net buying interest was strongest for the period between 8th April and 14th April with net buying interest of RM202mil while local retail net buying interest jumped to RM154.3mil.

Pankaj is a former CIO and Head of Research, presently focused on economic, market and corporate analyses. The views expressed here are entirely the writer’s own.

## Leaderboard

[www.shareinvestor.com](http://www.shareinvestor.com) - market data at your fingertips



ShareInvestor WebPro ([www.shareinvestor.com/my](http://www.shareinvestor.com/my))

- Prices > Stock Prices > Bursa > click Stocks tab
- 1. mouse over Ranking > select Top Active > all Shariah stocks are denoted with an [S] > mouse over Column Layout > select Edit Customs > select Name > select Volume > select Last Done Price > Mouse Over Column Layout > select Custom

- 2. mouse over Ranking > select Top Turnover > all Shariah stocks are denoted with an [S] > mouse over Column Layout > select Edit Customs > select Name > select Last Done Price > select Value > Mouse Over Column Layout > select Custom
- 3. mouse over Ranking > select Top Gainers (Over 5 Trading Days) > mouse over Column Layout > select Edit Customs > select Name

- > select Last Done Price > select 5 Days Change > select 5 Days % Change > Mouse Over Column Layout > select Custom
- 4. mouse over Ranking > select Top Losers (Over 5 Trading Days)
- 5. mouse over Ranking > select Top % Gainers (Over 5 Trading Days)
- 6. mouse over Ranking > select Top % Losers (Over 5 Trading Days)

### Shariah Top Actives (as at Yesterday)

Name	Price (RM)	Volume
LKL [S]	0.340	2,990,131
MINDA [S]	0.160	2,097,385
G3 [S]	0.215	1,882,728
AT [S]	0.095	1,501,145
MESTRON [S]	0.300	1,430,732
HLT [S]	1.040	1,184,575
CAREPLS [S]	1.920	1,169,694
LUSTER [S]	0.215	1,168,437
RUBEREX [S]	1.370	1,154,545
UCREST [S]	0.295	1,112,375

### Shariah Top Turnover (as at Yesterday)

Name	Price (RM)	Value (RM)
SUPERMX [S]	5.100	356,562,649
TOPGLOV [S]	5.440	321,514,239
CAREPLS [S]	1.920	221,094,052
RUBEREX [S]	1.370	157,057,947
HARTA [S]	10.000	136,874,300
HLT [S]	1.040	123,182,511
COMFORT [S]	2.660	115,191,418
LKL [S]	0.340	109,544,139
DATAPRP [S]	1.190	89,962,808
PMETAL [S]	10.700	81,441,742

### Top Gainers (over 5 Trading days as at Yesterday)

Name	Price (RM)	Change (RM)
NESTLE	136.400	+1.300
F&N	30.800	+0.800
PMETAL	10.700	+0.580
DIGI	4.260	+0.510
MCEMENT	3.150	+0.430
TOCEAN	1.180	+0.385
GETS	2.500	+0.370
ALCOM	1.140	+0.355
COMFORT	2.660	+0.300
DATAPRP	1.190	+0.285

### Top % Gainers (over 5 Trading days as at Yesterday)

Name	Price (RM)	Change (%)
MCOM	0.280	+5500.00
TOCEAN	1.180	+48.43
ALCOM	1.140	+45.22
SNC	0.400	+37.93
MINDA	0.160	+33.33
DATAPRP	1.190	+31.49
CNI	0.200	+29.03
TEXCHEM	1.110	+26.14
COMPUGT	0.025	+25.00
LFECORP	0.165	+22.22

### Top Losers (over 5 Trading days as at Yesterday)

Name	Price (RM)	Change (RM)
MPI	39.300	-1.300
RAPID	7.920	-0.780
HLBANK	17.940	-0.700
TIMECOM	13.600	-0.600
HLFG	16.900	-0.440
CARLSBG	23.560	-0.320
HEIM	24.800	-0.320
SJC	1.600	-0.300
GENTING	4.900	-0.290
CHEETAH	1.640	-0.280

### Top % Losers (over 5 Trading days as at Yesterday)

Name	Price (RM)	Change (%)
FOCUS	0.240	-50.00
MERIDIAN	0.180	-40.00
SANICHI	0.160	-33.33
MTOUCHE	0.025	-28.57
TIGER	0.075	-25.00
LKL	0.340	-24.44
AVI	0.080	-23.81
ENGAH	0.790	-23.00
PDZ	0.035	-22.22
BJLAND	0.330	-21.43


**Disclaimer:** The information on this page is provided as a service to readers. It does not constitute financial advice and/or any investment recommendations. Past performance is not indicative of future results. We assume no liability for damages resulting from or arising out of the use of such information. It would be best if you did your own research to make your personal investment decisions wisely or consult a licenced investment advisor.



# GO SOLAR SAVE ELECTRICITY

SUNVIEW | DESIGNER OF A SOLAR POWERED FUTURE

We are a leading solar company in Malaysia with operation in ASEAN regions. We are proud to received the Asian GreenTech Fund (AGTF) from a private equity company, which focus development in sustainable energy industry through its financing frameworks to promote green technology in the country. Our services include consultancy, overseeing customers from engineering, procurement, construction, commissioning to financing. We are a TURNKEY system provider and our team has more than 200MW of experience in solar project.



**0%**  
ZERO INTEREST  
INSTALLMENT PLAN

**RESIDENTIAL PACKAGE**

The residential Solar PV System that installed on your rooftop provides a double cooling effect for your house. Let's switch to Solar Power System, convert sun rays to electricity and reduce your electricity bills up to 80%!

**RM 0** ZERO COST SOLUTIONS  
- Energy saving since 1st day  
- Built, Operate & Transfer (BOT)

**COMMERCIAL & INDUSTRIAL PACKAGE**

Zero Capex Scheme help to achieve low operational cost and regain your initial investment when you switch to clean energy.

**BENEFITS**

- Reduce Bill
- Double Cooling Effect
- Save Environment
- Great ROI
- Financing Solutions
- Low Maintenance



Scan the QR code to get FREE Consultation



SUNVIEW





Devanesan Evanson  
Chief Executive Officer, Minority Shareholders Watch Group

## From family-managed to professionally managed

Berjaya Corporation Bhd (BCorp) and its founder Tan Sri Vincent Tan (TSVT) have been in the limelight recently, following a series of announcements lately. On 16 March 2021, BCorp announced the appointment of Abdul Jalil bin Abdul Rasheed as the new Group Chief Executive Officer (CEO) of BCorp effective from 16 March onwards. Jalil took over the position from TSVT's eldest son, Dato' Sri Robin Tan (DSRT) who was re-designated as Deputy Executive Chairman of BCorp effective the same day. The BCorp's appointment of the first non-family member to helm a family-controlled conglomerate is a welcome surprise to corporate Malaysia. According to the Malaysian Code on Corporate Governance, it is a good CG practice when the positions of Chairman and CEO are held by different individuals.

In the press release issued by BCorp, it was stated that the new appointments were made to transform BCorp into an institutionalized corporation managed by professionals. In line with this, BCorp announced the redesignation of its Executive Chairman, TSVT, to non-executive Chairman, effective 5 April 2021. DSRT has also indicated that he will be relinquishing his executive position once the Group's transformation process and plan have stabilized. This augurs well as there will not be any confusion as to who holds the highest executive position (which may be tantamount to the de facto CEO); whether it is the Executive Deputy Chairman or CEO.

On 27 March, BCorp founder and executive chairman TSVT announced that he does not wish any of his children to be involved in the group's listed companies and wishes to let professional managers run them. "We need to have a clear demarcation of listed and private entities", he stressed. The share price of BCorp closed at 18 sen on 16 March 2021 and it jumped 16.7% to close at 21 sen on the following day after the announcement of Jalil's appointment. On 31 March 2021, the stock reached its 5-year high of 45.5 sen, representing a jump of 153% from 16 March 2021.

### Listed vs private entity

While the above announcements seem to be well-accepted by the market and the investing fraternity, what has caught our attention is the comment from the tycoon TSVT that "we need to have a clear demarcation of listed and private entities". The importance of having clear demarcation of listed and private entities should never be underestimated. A private entity is owned by private investors, while a public listed company (PLC) is owned by the general public who own shares in the company. The key difference between the two is - the change in "control and accountability" when a private entity is converted to a public listed company (PLC). Investors who buy shares in a PLC get their partial ownership in the company. That ownership translates into a voting right to have a say in the navigation of the company. A PLC may have tens of thousands of shareholders, but private companies may have only a handful of shareholders who are usually family members. Usually, these shareholders wear multiple hats, they are the board members and the decision makers as well.

### Drawbacks of family-controlled listed companies

When a private / public company becomes a PLC, one of the things that the owners find it hardest to let go is the "control" of the entity. Often, the original founders and owners strive to keep their "control" of the PLC by dominating the board and/or key management positions. It is not uncommon for the owner to be the Chairman of the Board and for his children to hold key management positions in the Company. "Accountability" is another challenge for these family-controlled listed companies. It is challenging for the owners to acknowledge that they must be accountable to so many stakeholders and shareholders, especially since their business have done well in the past without such "interference". The lack of accountability may lead to the abuse of minority shareholders' rights by compromising transparency, fairness and adequacy of disclosure.

Some other common drawbacks of a family-controlled PLC include: -

- 1. Large board size and family dominated board**  
There are small and mid-cap family-controlled listed issuers with 8 directors, of whom, half of the directors are family members who hold executive directorships.
- 2. Excessive remuneration, especially for the founder**  
The Securities Commission in its Corporate Governance Monitor 2020 (CG Monitor 2020) revealed that, the top 10 highest paid boards in 2019 were from family-controlled companies. This finding was similar to the CG Monitor 2019 - where the top 10 highest paid CEOs in 2018 were also from family-controlled companies.
- 3. Significant related party transactions (RPTs)**  
There tends to be a significant number of RPTs (of larger values) in family-controlled companies. Investors should be vigilant of such related party transactions, especially transactions with companies which have common directors and/or common ownership.
- 4. Succession planning**  
Leadership succession could be a challenge for family-owned businesses. Family issues tend to get in the way. A common challenge is the unwillingness to let go and to pass the reins onto a successor.

Considering the above drawbacks of family-controlled PLCs, it is good if there is a clear dichotomy between ownership and management; and to this end, allowing professional managers to run the listed company is a virtue. Good corporate governance for family-controlled companies can also be enhanced by appointing sufficient number of independent directors on the Board; this is crucial to ensure that the interests of minority shareholders are recognized and protected.

This article appeared in the *The Observer*, a weekly newsletter published by The Minority Shareholders Watch Group (MSWG) and reproduced here with their permission.



**SHAREINVESTOR  
STATION**

Fully Customisable . Powerful Charting .  
Multiple Platform Access . High Speed Updates .  
Price Movements . Screener (FA & TA)

The advanced analytics software  
designed for today's active traders

[Find out more](#)





# TGIF

## Time to Get Into Futures

1 April - 31 May 2021

Receive cash rewards up to **RM1,000!**\*

Capture potential opportunities in **Agricultural & US Indices Futures** now!

\*Terms & Conditions Apply



**Open an Account & Start Trading Now!**



**For more information, please visit <http://bit.ly/pfsb-tgif>**

**Kota Damansara**  
03-92122820  
phillipfutures@poems.com.my

**Johor Bahru**  
07-5572188  
pfjb@poems.com.my

**Kuching**  
082-247633  
pfkc@poems.com.my



Phillip Futures Sdn Bhd



Phillip Futures

**Malacca**  
06-2250018  
pfmk@poems.com.my

**Penang**  
04-2020038  
pfpng@poems.com.my

**Sibu**  
084-377933  
pfsibu@poems.com.my



Phillip Futures Sdn Bhd



phillipfuturesmalaysia

Risk Disclaimer: This advertisement is for general information only and does not constitute a recommendation, offer or solicitation to buy or sell any investment product. It does not have regard to your specific investment objectives, financial situation or particular needs. Investments are subject to investment risks. The risk of loss in Futures trading can be substantial and you could lose in excess of your initial funds. You may wish to seek advice from a registered representative, pursuant to a separate engagement, and to read the governing Terms and Conditions and the Risk Disclosure Statement carefully before making a decision whether or not to invest in such products. The Securities Commission Malaysia has not reviewed this marketing/promotional material and takes no responsibilities for the contents of this marketing/promotional material and expressly disclaims all liability, however arising from this marketing/promotional material.



SHARIAH HOT STOCKS

Price & Volume Distribution Charts (As at Yesterday)

Technical Analysis

Definition

Shariah compliant stocks with Technical Analysis showing the closing price Yesterday is higher than previous closing price and 5-days Moving Average Price with Volume Spike

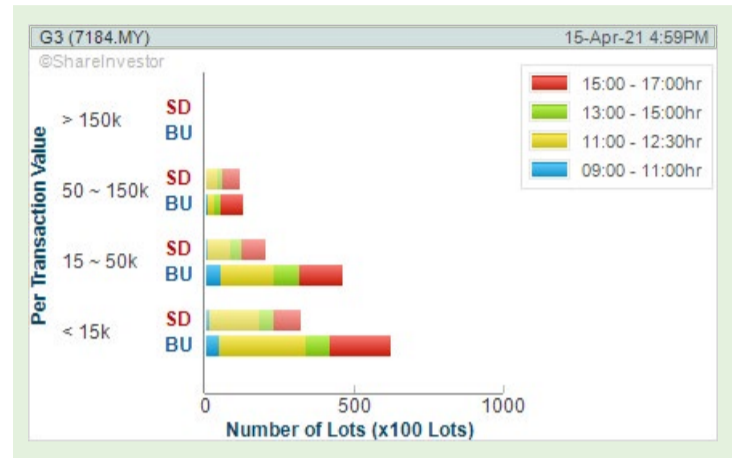
Chart Guide

Volume Distribution Chart is a statistical interpretation of the current sentiment on each stock in graphical format. The highest bar categorized as >150k is likely to be traded by institutions or super dealers, while the lowest bar categorized as <15k usually represents retail investors. "Buy Up" refers to more buyers snatching up the lots queued at selling price. "Sell Down" refers to sellers selling their shares to the buying queue

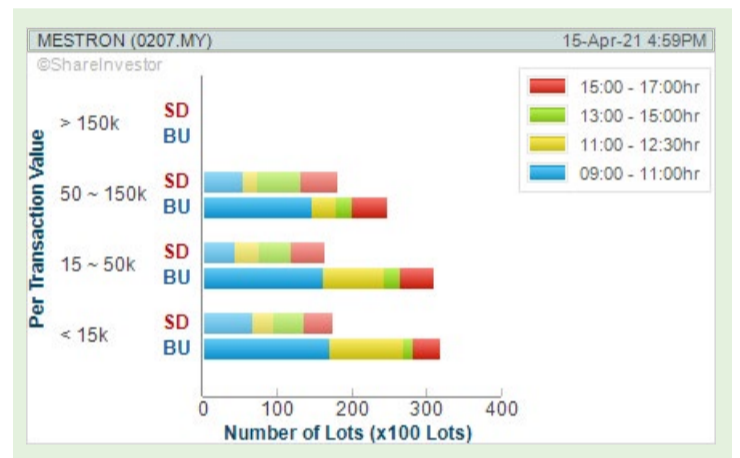


ShareInvestor WebPro > Screener > Market Screener (FA & TA) > select BURSA > click Add Criteria  
**A. Criteria**  
 • Fundamental Analysis Conditions tab >select (i) Revenue  
 • Technical Analysis Conditions tab select (ii) Moving Average Below Close (iii) select ADX Trend (iv) select Bullish ADX +DI/-DI (v) select Volume Spike (vi) select RSI Overbought  
 • Prices & Other Conditions tab > select (vii) Is Shariah Compliant  
**B. Conditions (Criteria Filters)**  
 • Revenue - select (more than) type (1) for the past select (1) financial year(s)  
 • Moving Average Below Close - select (MA) type (5) below close price for type (1) days  
 • ADX Trend - ADX type (5) type (1) above type (20) for type (1) days  
 • Bullish ADX +DI/-DI - ADX type (5) type (1): +DI above -DI  
 • Volume Spike - Volume type (1) times greater than type (5) days average  
 • RSI Overbought - RSI type (1) above (99) for (1) days  
 • Is Shariah Compliant - select Yes  
 > click Save Template > Create New Template type (Shariah Hot Stocks) > click Create  
 > click Save Template as > select Shariah Hot Stocks > click Save  
 > click Screen Now (may take a few minutes)  
 > Sort By: Select (Vol) Select (Desc)  
 > Mouse over stock name > Charts > click Interactive Charts or Volume Distribution

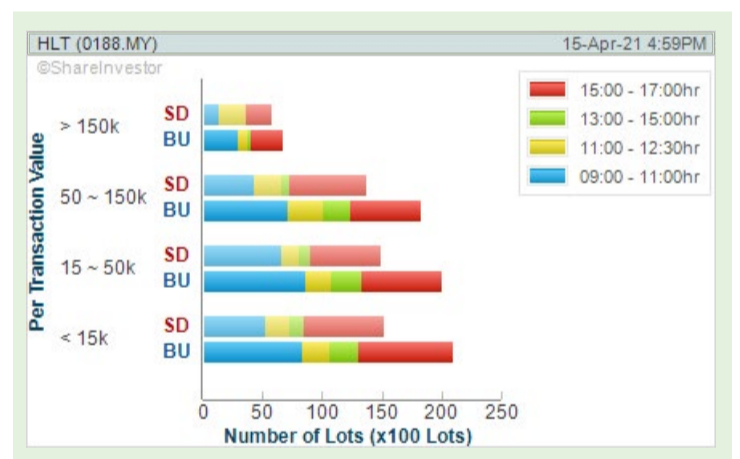
**G3 GLOBAL BERHAD (7184Y)**



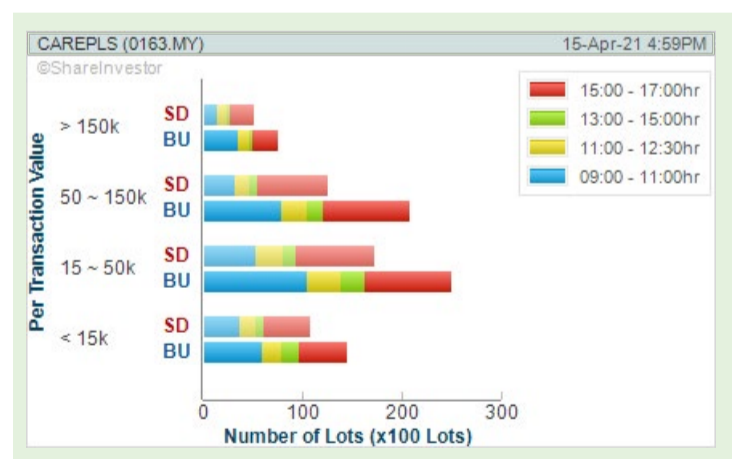
**MESTRON HOLDINGS BERHAD (0207)**



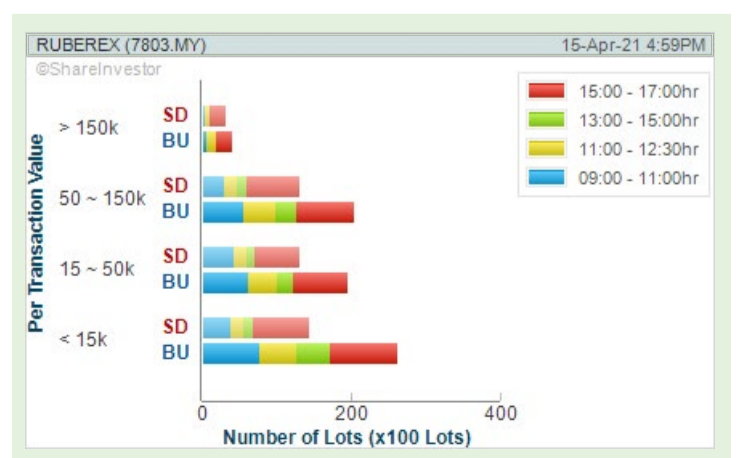
**HLT GLOBAL BERHAD (0188)**



**CAREPLUS GROUP BERHAD (0163)**



**RUBBEREX CORPORATION (M) BERHAD (7803)**





# BURSASTATION



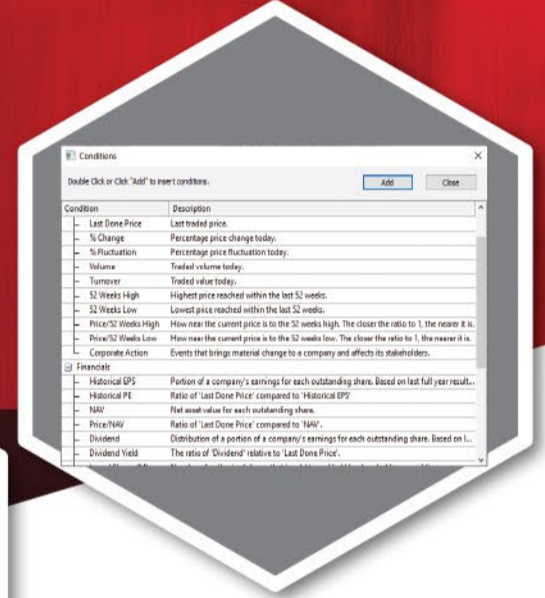
Financials



Candlestick Patterns Recognition



Dynamic TA Chart



FA Market Scanner

**BursaStation Professional** is a state-of-the-art Stock Market Tracker / Share Market Tracker cum Charting Software (Charting Tool) that places in your hands the power to make better investment decisions.

BursaStation is designed with you, the user, in mind, as a user-friendly yet full of powerful features that will appeal to investors/traders who need instant access to fundamental, technical, and trading data, via the Internet, anywhere, anytime.

**CLICK HERE for 14-Days FREE TRIAL**

## Other Key Features

-   
 Intraday Market Ticker
-   
 Intraday Charts
-   
 Portfolio Management
-   
 World Indices
-   
 Bursa news
-   
 Financial; Results
-   
 Stock Alerts
-   
 Dynamic Data Exchange



SHARIAH MOMENTUM UP STOCKS

Price & Volume Distribution Charts (As at Yesterday)

Technical Analysis

**Definition** Shariah compliant stocks with Technical Analysis showing Bullish Momentum and Price Uptrend. The share price closed at the highest price yesterday. Both the highest and lowest price were higher than the previous day's highest and lowest price.

**Chart Guide** Volume Distribution Chart is a statistical interpretation of the current sentiment on each stock in graphical format. The highest bar categorized as >150k is likely to be traded by institutions or super dealers, while the lowest bar categorized as <15k usually represents retail investors. "Buy Up" refers to more buyers snatching up the lots queued at selling price. "Sell Down" refers to sellers selling their shares to the buying queue.

**ShareInvestor WebPro > Screener > Market Screener (FA & TA) > select BURSA > add criteria**

**A. Criteria**

- Fundamental Analysis Conditions tab: select (i)Revenue
- Technical Analysis Conditions tab: select (ii) Stochastic Overbought (iii) select Bullish ADX +DI/-DI (iv) select Average Volume (v) select RSI Overbought
- Prices & Other Conditions tab: select (vi) Last Done Price (vii) select Is Shariah Compliant

**B. Conditions**

- Revenue - select (more than) type (1) for the past select (1) financial year(s)
- Stochastic Overbought - FatSO type (1), type (1) above type (99) for type (1) days
- Bullish ADX+DI/-DI - ADX Type (1), type (1): +DI above -DI
- Average Volume - type (1) days average volume greater than type (1000) lots
- RSI Overbought - RSI type (1) above (99) for (1) days
- Last Done Price - select (more than) type (0.3)
- Is Shariah Compliant - select Yes

**> click Save Template > Create New Template type (Shariah Momentum Up Stocks) > click Create**

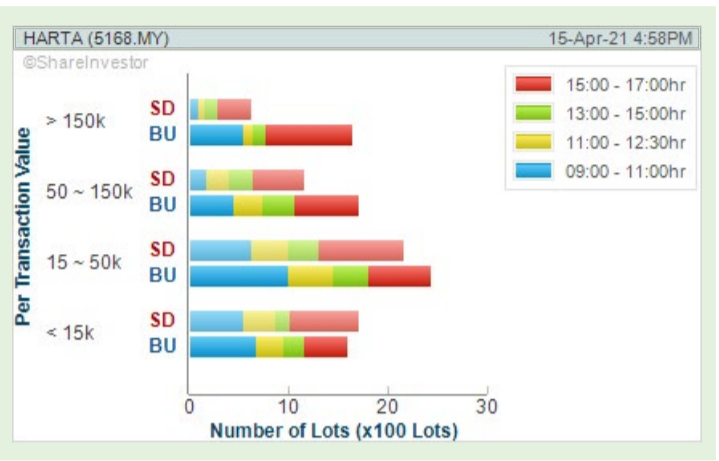
**> click Save Template as > select Shariah Momentum Up Stocks > click Save**

**> click Screen Now (may take a few minutes)**

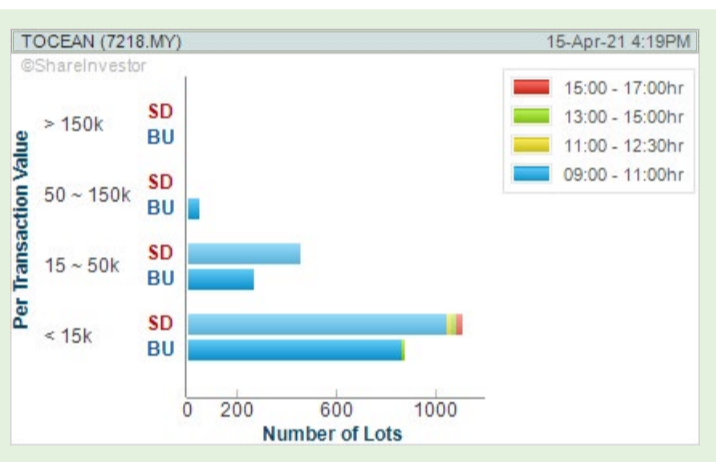
**Sort By: Select (Vol) Select (Desc)**

**Mouse over stock name > Charts > click Interactive Charts tab or Volume Distribution**

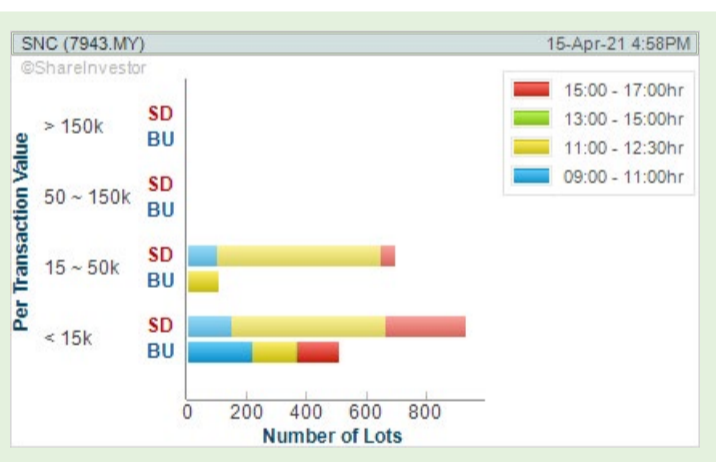
**HARTALEGA HOLDINGS BERHAD (5168)**



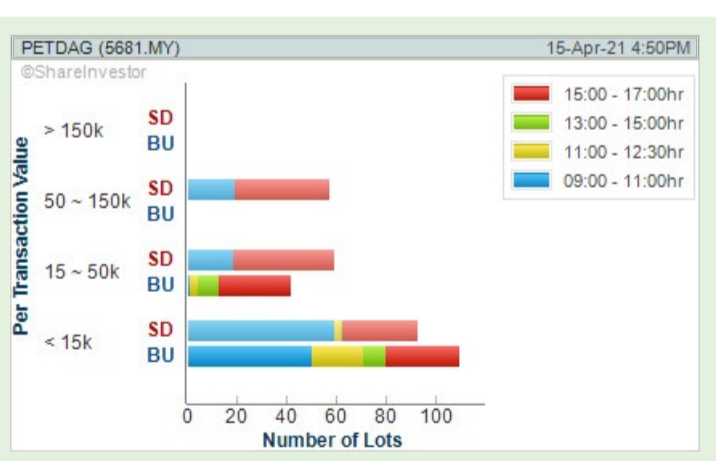
**TRANSOCEAN HOLDINGS BERHAD (7218)**



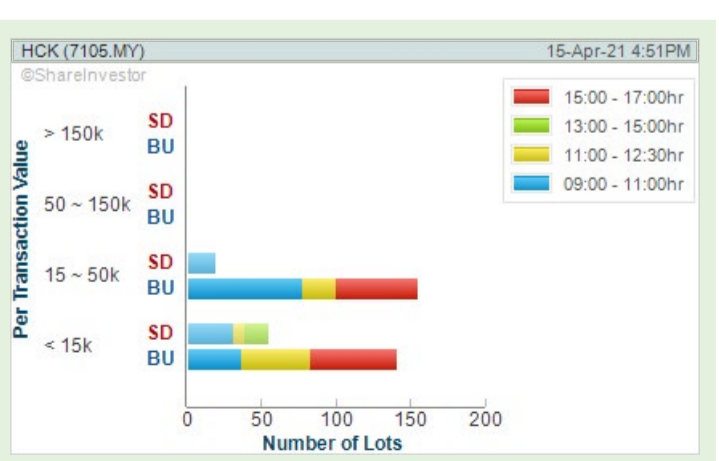
**SAND NISKO CAPITAL BERHAD (7943)**



**PETRONAS DAGANGAN BERHAD (5681)**



**HCK CAPITAL GROUP BERHAD (7105)**





Extraordinary moments happen on ordinary days.  
Let's set the stage for the extraordinary to happen every day.



## XTRA

XTRA FURNITURE SDN BHD  
The Gardens Mall, Mid Valley City  
Lot S-201A&B (2nd flr centre escalator)  
Lingkaran Syed Putra, 59200 Kuala Lumpur  
Facebook @XTRAfurniture  
Instagram @xtrafurnituremsia  
[www.malaysia.bulthaup.com](http://www.malaysia.bulthaup.com)



bulthaup



**HOT STOCKS**

**Price & Volume Distribution Charts (Over 5 trading days As at Yesterday)**

**Technical Analysis**

**Definition**

Non-Shariah compliant stocks with Technical Analysis showing the closing price Yesterday is higher than previous closing price and 5-days Moving Average Price with Volume Spike

**Chart Guide**

Volume Distribution Chart is a statistical interpretation of the current sentiment on each stock in graphical format. The highest bar categorized as >150k is likely to be traded by institutions or super dealers, while the lowest bar categorized as <15k usually represents retail investors. "Buy Up" refers to more buyers snatching up the lots queued at selling price. "Sell Down" refers to sellers selling their shares to the buying queue.

**ShareInvestor WebPro > Screener > Market Screener (FA & TA) > select BURSA > add criteria**

**A. Criteria**

- Fundamental Analysis Conditions tab > select (i) Revenue
- Technical Analysis Conditions tab select (ii) Moving Average Below Close (iii) select Volume Spike (iv) select RSI Overbought
- Price & Other Conditions tab > select (v) Is Shariah Compliant

**> click Add Criteria**

**B. Conditions**

- Revenue - select (more than) type (1) for the past select (1) financial year(s)
- Moving Average Below Close - select (MA) type (5) below close price for type (1) days
- Volume Spike - Volume type (1) times greater than type (5) days average
- RSI Overbought - RSI type (1) above (99) for (1) days
- Is Shariah Compliant - select No

**> click Save Template > Create New Template type (Non-Shariah Hot Stocks) > click Create**

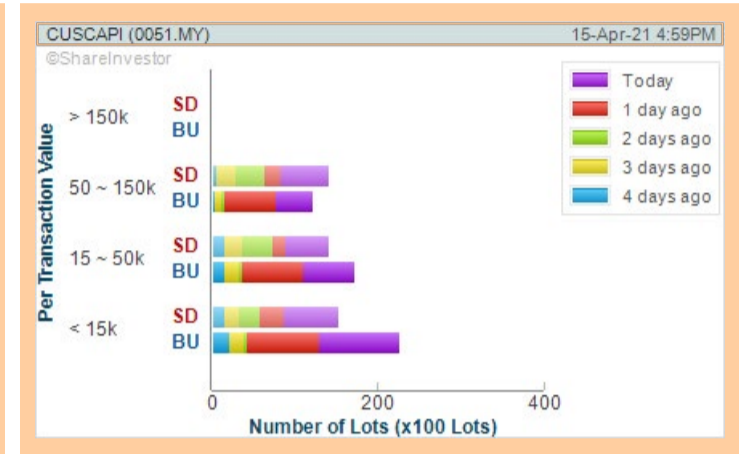
**> click Save Template as > select Non-Shariah Hot Stocks > click Save**

**> click Screen Now (may take a few minutes)**

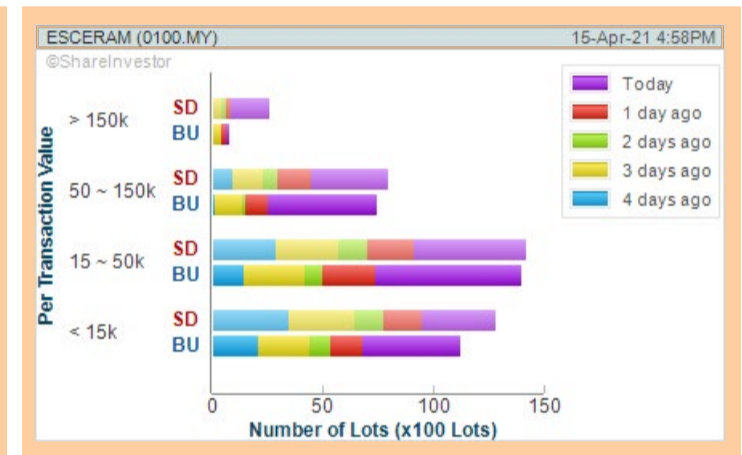
**> Sort By: Select (Vol) Select (Desc)**

**> Mouse over stock name > Charts > click Interactive Charts tab or Volume Distribution**

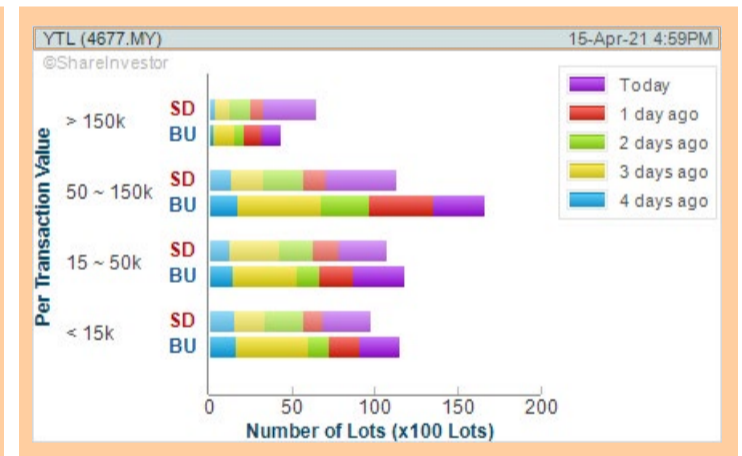
CUSCAPI  
BERHAD  
(0051)



ES  
CERAMICS  
TECHNOLOGY  
BERHAD  
(0100)



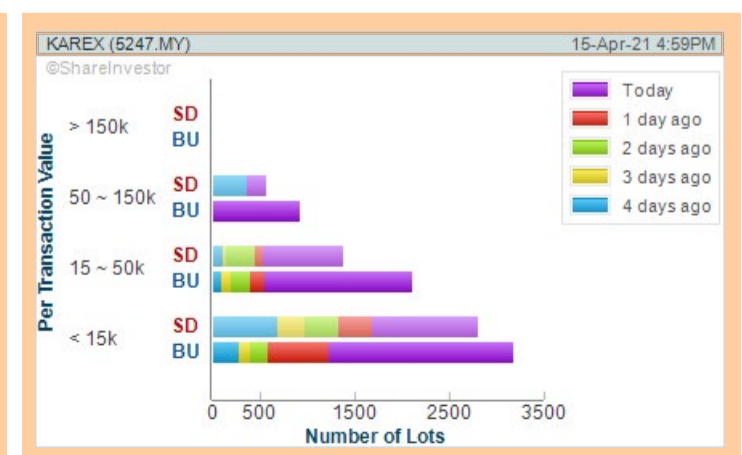
YTL  
CORPORATION  
BERHAD  
(4677)



PUBLIC  
BANK  
BERHAD  
(1295)



KAREX  
BERHAD  
(5247)



**Disclaimer:** The information on this page is provided as a service to readers. It does not constitute financial advice and/or any investment recommendations. Past performance is not indicative of future results. We assume no liability for damages resulting from or arising out of the use of such information. It would be best if you did your own research to make your personal investment decisions wisely or consult a licenced investment advisor.



**UP TRENDING STOCKS** Price & Volume Distribution Charts (Over 5 trading days As at Yesterday) **Technical Analysis**

**Definition** Stocks with Technical Analysis showing Bullish Momentum and Price Uptrend.

**Chart Guide** Volume Distribution Chart is a statistical interpretation of the current sentiment on each stock in graphical format. The highest bar categorized as >150k is likely to be traded by institutions or super dealers, while the lowest bar categorized as <15k usually represents retail investors. "Buy Up" refers to more buyers snatching up the lots queued at selling price. "Sell Down" refers to sellers selling their shares to the buying queue.

**SHAREINVESTOR WEBPRO step-by-step GUIDE**

ShareInvestor WebPro > Screener > Market Screener (FA & TA) > select BURSA > add criteria

**A. Criteria**

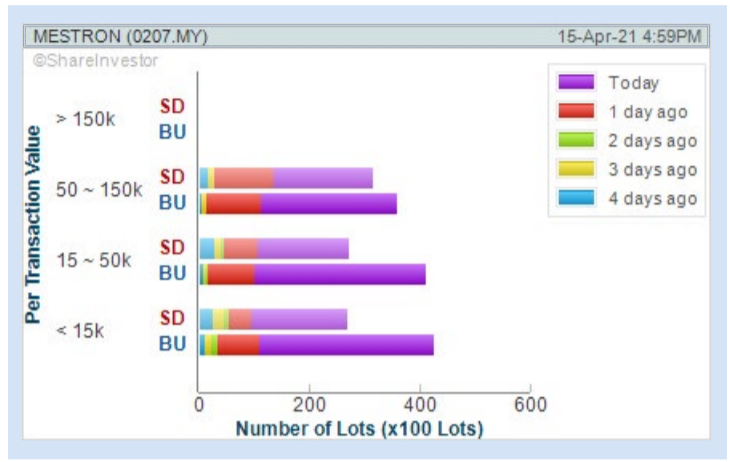
- Fundamental Analysis Conditions tab > select (i) Revenue
- Technical Analysis Conditions tab (ii) select Moving Average Below Close (iii) select Average Volume (iv) select Bullish ADX +DI/-DI (v) select ADX Trend
- Prices & Other Conditions tab: select (vi) Last Done Price
- click Add Criteria
- Technical Analysis Conditions tab (vii) select Moving Average Below Close
- click Add Criteria

**B. Conditions**

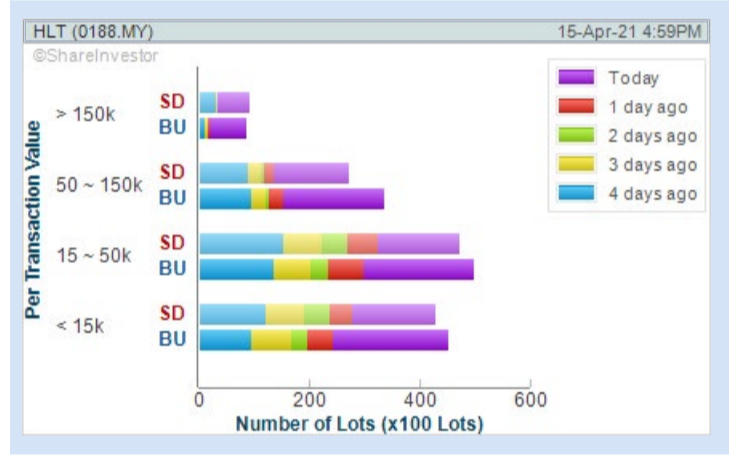
- Revenue - select (more than) type (1) for the past select (1) financial year(s)
- Moving Average Below Close - select (MA) type (20) below close price for type (1) days
- Average Volume - type (5) days average volume type (1000) lots
- Last Done Price - select (more than) type (0.3)
- Moving Average Below Close - select (MA) type (40) below close price for type (1) days
- Bullish ADX - ADX type (20) type (1); +DI above -DI
- ADX Trend - ADX type (20), type (1) above type (20) for type (1) days

- click Save Template > Create New Template type (Non-Shariah Up-Trending Stocks) > click Create
- Click Save Template As > select Non-Shariah Up Trending Stocks > click Save
- click Screen Now (may take a few minutes)
- Sort By: Select (Vol) Select (Desc)
- Mouse over stock name > Charts > click Interactive Charts tab or Volume Distribution

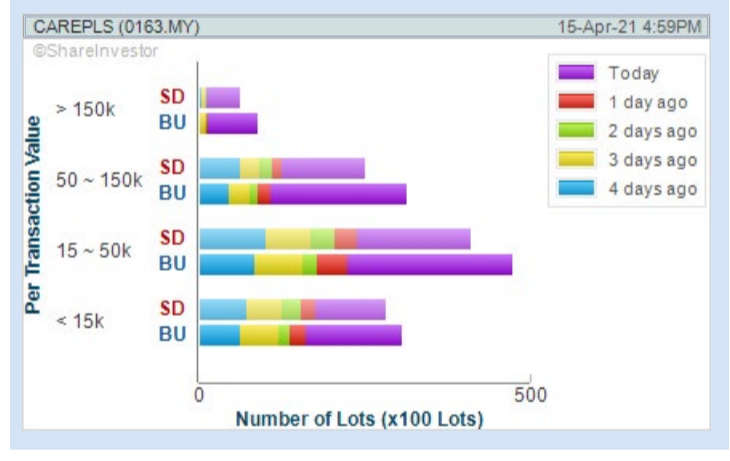
## MESTRON HOLDINGS BERHAD (0207)



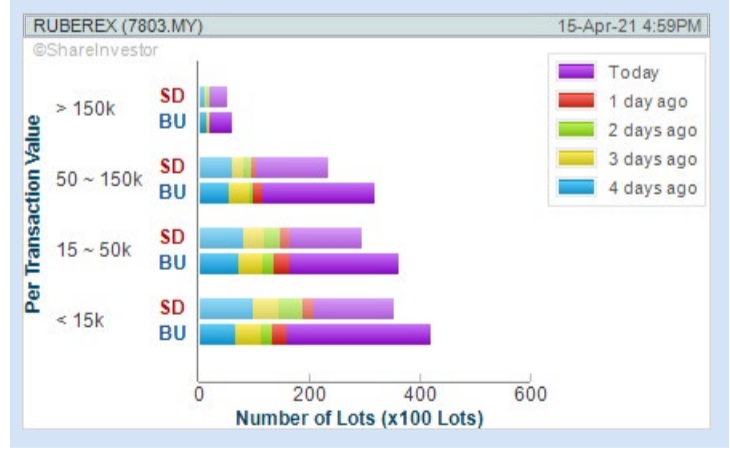
## HLT GLOBAL BERHAD (0188)



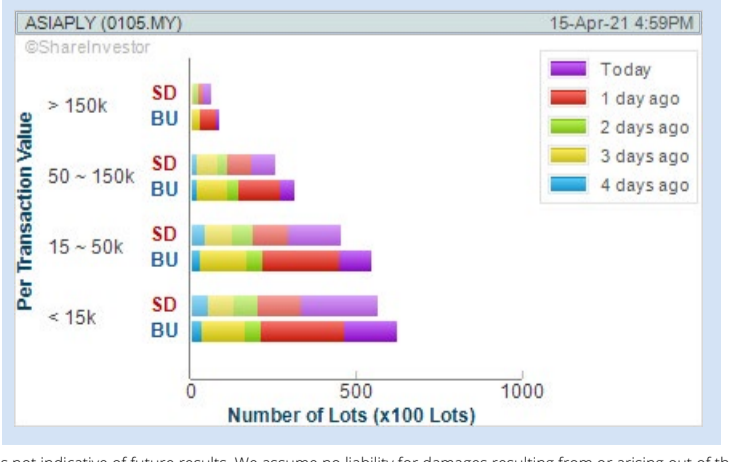
## CAREPLUS GROUP BERHAD (0163)



## RUBBEREX CORPORATION (M) BERHAD (7803)



## ASIA POLY HOLDINGS BERHAD (0105)



**Disclaimer:** The information on this page is provided as a service to readers. It does not constitute financial advice and/or any investment recommendations. Past performance is not indicative of future results. We assume no liability for damages resulting from or arising out of the use of such information. It would be best if you did your own research to make your personal investment decisions wisely or consult a licenced investment advisor.



GROWTH STOCKS

Price & Total Shareholder Return (As at Yesterday)

Fundamental Analysis

Definition

A growth company is any company whose business generates significant positive cash flows or earnings which increase at significantly faster rates than the overall economy. A growth company tends to have very profitable reinvestment opportunities for its own retained earnings.

Chart Guide

Total Shareholder Return (TSR) combines share price appreciation and dividends paid to show the total return to the shareholder expressed as a percentage.



ShareInvestor WebPro > Screener > Market Screener (FA & TA) > select BURSA > add criteria  
**A.Criteria**  
 • Fundamental Analysis Conditions tab > select (i) Free Cash Flow, (ii) Revenue Growth, (iii) Gross Profit (Earnings) Margin, (iv) Quality of Earnings, (v) Total Shareholder Returns,  
 > click Add Criteria  
 • Fundamental Analysis Conditions tab >select (vi) Total Shareholder Returns  
 > click Add Criteria

**B.Conditions (Criteria Filters)**  
 • Free Cash Flow - select (more than) type (1) for the past select (1) financial year(s)  
 • Revenue Growth - select (more than) type (1) for the past select (1) financial year(s)  
 • Gross Profit (Earnings) Margin - select (more than) type (30) % for the past select (1) financial year(s)  
 • Quality of Earnings - select (more than) type (1) for the past select (1) financial year(s)  
 • Total Shareholder Return - select (more than) type (5) % for the past select (3) financial year(s)  
 • Total Shareholder Return - select (more than) type (5) % for the past select (5) financial year(s)

> click Save Template > Create New Template type (Growth Companies) > click Create  
 > click Save Template as > select Growth Companies > click Save  
 > click Screen Now (may take a few minutes)  
 > Sort By: Select (Revenue Growth) Select (Desc)  
 > Mouse over stock name > Factsheet > looking for Total Shareholder Return

**LAGENDA PROPERTIES BERHAD (7179)**



Period	Dividend Received	Capital Appreciation	Total Shareholder Return
Short Term Return	5 Days	-0.150	-0.09 %
	10 Days	-0.040	-2.60 %
	20 Days	-0.030	-1.96 %
Medium Term Return	3 Months	0.025	+7.39 %
	6 Months	0.025	+74.29 %
	1 Year	0.025	+103.33 %
Long Term Return	2 Years	0.025	+103.33 %
	3 Years	0.025	+103.33 %
	5 Years	0.025	+64.69 %
Annualised Return	Annualised	-	+10.49 %

**RUBBEREX CORPORATION (M) BERHAD (7803)**



Period	Dividend Received	Capital Appreciation	Total Shareholder Return
Short Term Return	5 Days	+0.280	+26.89 %
	10 Days	+0.300	+30.64 %
	20 Days	+0.190	+16.10 %
Medium Term Return	3 Months	-0.440	-24.31 %
	6 Months	-1.303	-48.75 %
	1 Year	+1.082	+375.69 %
Long Term Return	2 Years	+1.222	+839.19 %
	3 Years	+1.177	+629.53 %
	5 Years	+1.090	+416.07 %
Annualised Return	Annualised	-	+38.85 %

**FOCUS DYNAMICS GROUP BERHAD (0116)**



Period	Dividend Received	Capital Appreciation	Total Shareholder Return
Short Term Return	5 Days	-0.215	-47.25 %
	10 Days	-0.355	-59.66 %
	20 Days	-0.385	-61.60 %
Medium Term Return	3 Months	-0.390	-61.90 %
	6 Months	-0.643	-72.82 %
	1 Year	+0.048	+25.00 %
Long Term Return	2 Years	+0.198	+471.43 %
	3 Years	+0.190	+380.00 %
	5 Years	+0.228	+1900.00 %
Annualised Return	Annualised	-	+82.08 %

**KOSSAN RUBBER INDUSTRIES BERHAD (7153)**



Period	Dividend Received	Capital Appreciation	Total Shareholder Return
Short Term Return	5 Days	+0.440	+13.10 %
	10 Days	+0.540	+16.66 %
	20 Days	+0.170	+4.68 %
Medium Term Return	3 Months	-0.585	-10.83 %
	6 Months	-0.010	-0.55 %
	1 Year	+1.104	+47.26 %
Long Term Return	2 Years	+2.073	+133.35 %
	3 Years	+2.038	+133.83 %
	5 Years	+2.251	+180.50 %
Annualised Return	Annualised	-	+22.91 %

**TOP GLOVE CORPORATION BERHAD (7113)**



Period	Dividend Received	Capital Appreciation	Total Shareholder Return
Short Term Return	5 Days	+0.630	+10.79 %
	10 Days	+0.920	+20.35 %
	20 Days	0.252	+5.80 %
Medium Term Return	3 Months	-1.190	-14.15 %
	6 Months	-0.040	-37.32 %
	1 Year	+3.190	+168.53 %
Long Term Return	2 Years	+3.923	+303.23 %
	3 Years	+3.763	+271.91 %
	5 Years	+4.585	+663.39 %
Annualised Return	Annualised	-	+50.16 %



DIVIDEND STOCKS

Price & Total Shareholder Return (As at Yesterday)

Fundamental Analysis

Definition

A dividend company is any company that pays out regular dividends. It is usually a well-established company with a track record of distributing earnings back to shareholders.

Chart Guide

Total Shareholder Return (TSR) combines share price appreciation and dividends paid to show the total return to the shareholder expressed as a percentage.



ShareInvestor WebPro > Screener > Market Screener (FA & TA) > select BURSA > add criteria  
**A.Criteria**  
 • Fundamental Analysis Conditions tab > select (i) Dividend Yield, (ii) Dividend Payout, (iii) Total Debt To Equity, (iv) Total Shareholder Returns  
 > click Add Criteria  
 • Fundamental Analysis Conditions tab > select (v) Total Shareholder Returns  
 > click Add Criteria

**B.Conditions (Criteria Filters)**  
 • Dividend Yield - select (more than) type (5) % for the past select (1) financial year(s)  
 • Dividend Payout (Historical) - select (more than) type (0.5) times for the past select (1) financial year(s)  
 • Total Debt To Equity - select (less than) type (1) for the past select (1) financial year(s)  
 • Total Shareholder Return - select (more than) type (5) % for the past select (3) financial year(s)  
 • Total Shareholder Return - select (more than) type (5) % for the past select (5) financial year(s)

> click Save Template > Create New Template type (Dividend Companies) > click Create  
 > click Save Template as > select Dividend Companies > click Save  
 > click Screen Now (may take a few minutes)  
 > Sort By: Select (Dividend Yield) Select (Desc)  
 > Mouse over stock name > Factsheet > looking for Total Shareholder Return

**ZHULIAN CORPORATION BERHAD (5131)**



ZHULIAN (5131.MY)					
Period	Dividend Received	Capital Appreciation	Total Shareholder Return		
Short Term Return	5 Days	-	+0.010		+0.02%
	10 Days	-	+0.030		+1.58%
	20 Days	-	+0.170		+9.66%
Medium Term Return	3 Months	0.080	+0.393		+30.77%
	6 Months	0.110	+0.461		+38.07%
	1 Year	0.170	+0.928		+109.58%
Long Term Return	2 Years	0.290	+0.613		+68.56%
	3 Years	0.390	+0.558		+68.10%
	5 Years	0.625	+0.552		+78.16%
Annualised Return	Annualised	-	-		+12.24%

**TALIWORKS CORPORATION BERHAD (8524)**



TALIWRK (8524.MY)					
Period	Dividend Received	Capital Appreciation	Total Shareholder Return		
Short Term Return	5 Days	-	-0.005		-0.99%
	10 Days	-	+0.010		+1.20%
	20 Days	-	-		-
Medium Term Return	3 Months	0.017	+0.020		+4.61%
	6 Months	0.033	-		+3.93%
	1 Year	0.066	+0.040		+13.25%
Long Term Return	2 Years	0.131	-0.080		+5.54%
	3 Years	0.193	+0.336		+102.98%
	5 Years	0.323	+0.080		+49.10%
Annualised Return	Annualised	-	-		+8.32%

**FIMA CORPORATION BERHAD (3107)**



FIMACOR (3107.MY)					
Period	Dividend Received	Capital Appreciation	Total Shareholder Return		
Short Term Return	5 Days	-	+0.040		+2.20%
	10 Days	-	+0.030		+1.64%
	20 Days	-	-0.020		-1.06%
Medium Term Return	3 Months	-	+0.090		+6.08%
	6 Months	0.050	+0.380		+27.33%
	1 Year	0.125	+0.540		+50.38%
Long Term Return	2 Years	0.250	-0.060		+9.90%
	3 Years	0.375	-0.077		+15.38%
	5 Years	0.600	-0.390		+9.33%
Annualised Return	Annualised	-	-		+1.80%

**PANASONIC MANUFACTURING MALAYSIA (3719)**



PANAMY (3719.MY)					
Period	Dividend Received	Capital Appreciation	Total Shareholder Return		
Short Term Return	5 Days	-	+0.340		+1.09%
	10 Days	-	+0.540		+1.74%
	20 Days	-	+0.740		+2.40%
Medium Term Return	3 Months	-	+1.540		+5.13%
	6 Months	0.150	+3.040		+11.19%
	1 Year	1.980	+2.240		+14.40%
Long Term Return	2 Years	4.240	-0.360		-5.59%
	3 Years	6.720	-2.104		+13.72%
	5 Years	9.280	+3.552		+45.85%
Annualised Return	Annualised	-	-		+7.84%

**BURSA MALAYSIA BERHAD (1818)**



BURSA (1818.MY)					
Period	Dividend Received	Capital Appreciation	Total Shareholder Return		
Short Term Return	5 Days	-	-0.250		-2.82%
	10 Days	-	-0.350		-3.91%
	20 Days	-	-0.590		-6.42%
Medium Term Return	3 Months	-	+0.270		+3.24%
	6 Months	-	+0.120		+1.42%
	1 Year	0.170	+2.900		+53.86%
Long Term Return	2 Years	0.378	+1.800		+32.03%
	3 Years	0.714	+1.228		+26.31%
	5 Years	1.589	+2.811		+76.01%
Annualised Return	Annualised	-	-		+11.97%



Long Companies



ShareInvestor WebPro > Screener > Predefined TA Screens > select market BURSA > Most Long Signals > click Scan Results or mouse over each company > Charts > click Interactive Charts for Price & Volume Distribution

Definition

Top 10 stocks with Technical Analysis plus Pattern Matching by 60 pre-defined indicators by the system showing a higher probability of bullish sentiment on the share price.

**ASIA POLY HOLDINGS BERHAD (0105)**

ASIAPLY

Price updated at 15 Apr 2021 16:59

Last: <b>0.385</b>	Change: <b>-0.020</b>	Volume: <b>805,773</b>
	Change (%): <b>-4.94</b>	Range: <b>0.375 - 0.420</b>

TA Scanner Results based on historical data up to 15 Apr 2021

Condition	Signal	Explanation
Bollinger Band: Bullish Long Term Volatility Breakout and Trending	Long	1. Close price above upper bollinger band(33,1). 2. Volume above average volume(50). 3. Average volume(50) is above 300,000.
Bollinger Band: Bullish Short Term Volatility Breakout and Trending	Long	1. Close price above upper bollinger band(33,1). 2. Volume above average volume(10). 3. Average volume(10) is above 300,000.
Bollinger Band: High Above Upper Bollinger Band	Neutral	1. High above upper bollinger band(20,2). 2. Average volume(5) is above 100,000.
Candlestick: Bullish Engulfing	Long	Bullish: Engulfing
Donchian Channels: High Above Upper Donchian Channels	Long	High crossed above the upper Donchian Channel(14,4)
MA: Short Term Bullish Moving Average Crossover	Long	MA(10) crossed above MA(15) within the last 1 day.
MACD: Bullish MACD Crossover	Long	1. MACD(12,26) diff line crossed above the MACD(12,26) signal line. 2. MACD Histogram(12,26) is above 0.
Volume: 10 Days large value Buy Up trade	Long	1. 150K value Buy Up greater than Sell Down by 20% for 10 days. 2. 50K-100K value Buy Up greater than Sell Down by 20% for 10 days. 3. Average volume(10) is above 1000000
Volume: 5 Days large value Buy Up trade	Long	1. 150K value Buy Up greater than Sell Down by 20% for 5 days. 2. 50K-100K value Buy Up greater than Sell Down by 20% for 5 days. 3. Average volume(10) is above 1000000
Williams %R: Bearish Williams %R	Short	1. Williams %R(26) between 0 and -20. 2. Average volume(5) is above 100,000.

**A-RANK BERHAD (7214)**

ARANK

Price updated at 15 Apr 2021 16:59

Last: <b>0.720</b>	Change: <b>-0.035</b>	Volume: <b>32,085</b>
	Change (%): <b>-4.64</b>	Range: <b>0.715 - 0.755</b>

TA Scanner Results based on historical data up to 15 Apr 2021

Condition	Signal	Explanation
Bollinger Band: High Above Upper Bollinger Band	Neutral	1. High above upper bollinger band(20,2). 2. Average volume(5) is above 100,000.
Candlestick: Bullish Engulfing	Long	Bullish: Engulfing
Price: New 52 Week High	Long	1. Stock reach a new 52 week high. 2. Average volume(30) is above 50000.
Volume: 10 Days large value Buy Up trade	Long	1. 150K value Buy Up greater than Sell Down by 20% for 10 days. 2. 50K-100K value Buy Up greater than Sell Down by 20% for 10 days. 3. Average volume(10) is above 1000000
Volume: 5 Days large value Buy Up trade	Long	1. 150K value Buy Up greater than Sell Down by 20% for 5 days. 2. 50K-100K value Buy Up greater than Sell Down by 20% for 5 days. 3. Average volume(10) is above 1000000
Volume: Consecutive Days Of Increasing Average Volume	Long	1. Average Volume(20) has been increasing over the last 2 weeks. 2. Average volume(20) is above 100000
Williams %R: Bearish Williams %R	Short	1. Williams %R(26) between 0 and -20. 2. Average volume(5) is above 100,000.

**SOLARVEST HOLDINGS BERHAD (0215)**

SLVEST

Price updated at 15 Apr 2021 16:56

Last: <b>1.550</b>	Change: <b>-0.030</b>	Volume: <b>76,875</b>
	Change (%): <b>-1.90</b>	Range: <b>1.510 - 1.600</b>

TA Scanner Results based on historical data up to 15 Apr 2021

Condition	Signal	Explanation
DM: Bullish Directional Movement	Long	-DI(14) crossed below +DI(14)
MA: Short Term Bullish Moving Average Crossover	Long	MA(10) crossed above MA(15) within the last 1 day.
Williams %R: Bullish Williams %R	Long	1. Williams %R(26) between -80 and -100. 2. Average volume(5) is above 100,000.

**NOVA MSC BERHAD (0026)**

NOVAMSC

Price updated at 15 Apr 2021 16:59

Last: <b>0.105</b>	Change: <b>-</b>	Volume: <b>38,145</b>
	Change (%): <b>-</b>	Range: <b>0.100 - 0.110</b>

TA Scanner Results based on historical data up to 15 Apr 2021

Condition	Signal	Explanation
DM: Bullish Directional Movement	Long	-DI(14) crossed below +DI(14)
MA: Short Term Bullish Moving Average Crossover	Long	MA(10) crossed above MA(15) within the last 1 day.
RSI: Short Term RSI 50 Bullish Crossover	Long	1. RSI(20) crossed above 50 within the last 1 day and RSI(20) 1 day ago below 50 for the last 5 days. 2. Volume above average volume(125). 3. Average volume(5) is above 100,000.
Volume: Volume Spike	Long	1. Volume is more than 500% above average volume(10). 2. Volume above 200000. 3. Close price above 0.10

**LFE CORPORATION BERHAD (7170)**

LFCORP

Price updated at 15 Apr 2021 16:54

Last: <b>0.165</b>	Change: <b>-0.005</b>	Volume: <b>20,214</b>
	Change (%): <b>-2.94</b>	Range: <b>0.165 - 0.175</b>

TA Scanner Results based on historical data up to 15 Apr 2021

Condition	Signal	Explanation
Bollinger Band: High Above Upper Bollinger Band	Neutral	1. High above upper bollinger band(20,2). 2. Average volume(5) is above 100,000.
Donchian Channels: High Above Upper Donchian Channels	Long	High crossed above the upper Donchian Channel(14,4)
MACD: Bullish MACD Crossover	Long	1. MACD(12,26) diff line crossed above the MACD(12,26) signal line. 2. MACD Histogram(12,26) is above 0.
Parabolic SAR: Bearish Parabolic SAR Reversal	Neutral	1. Parabolic SAR 1 day ago above close price 1 day ago for the last 5 days. 2. Parabolic SAR below close price
Price: New 52 Week High	Long	1. Stock reach a new 52 week high. 2. Average volume(30) is above 50000.
Volume: Volume Spike	Long	1. Volume is more than 500% above average volume(10). 2. Volume above 200000. 3. Close price above 0.10
Williams %R: Bearish Williams %R	Short	1. Williams %R(26) between 0 and -20. 2. Average volume(5) is above 100,000.

**DIALOG GROUP BERHAD (7277)**

DIALOG

Price updated at 15 Apr 2021 16:55

Last: <b>3.100</b>	Change: <b>+0.010</b>	Volume: <b>30,654</b>
	Change (%): <b>+0.32</b>	Range: <b>3.080 - 3.140</b>

TA Scanner Results based on historical data up to 15 Apr 2021

Condition	Signal	Explanation
Candlestick: Bullish Harami	Long	Bullish: Harami
Chaikin Volatility: Decreasing Chaikin Volatility	Neutral	Chaikin Volatility(10,10) has been decreasing for 5 days
Parabolic SAR: Bearish Parabolic SAR Reversal	Neutral	1. Parabolic SAR 1 day ago above close price 1 day ago for the last 5 days. 2. Parabolic SAR below close price
Volume: 10 Days large value Buy Up trade	Long	1. 150K value Buy Up greater than Sell Down by 20% for 10 days. 2. 50K-100K value Buy Up greater than Sell Down by 20% for 10 days. 3. Average volume(10) is above 1000000
Volume: 5 Days large value Buy Up trade	Long	1. 150K value Buy Up greater than Sell Down by 20% for 5 days. 2. 50K-100K value Buy Up greater than Sell Down by 20% for 5 days. 3. Average volume(10) is above 1000000
Williams %R: Bullish Williams %R	Long	1. Williams %R(26) between -80 and -100. 2. Average volume(5) is above 100,000.

**Disclaimer:** The information on this page is provided as a service to readers. It does not constitute financial advice and/or any investment recommendations. Past performance is not indicative of future results. We assume no liability for damages resulting from or arising out of the use of such information. It would be best if you did your own research to make your personal investment decisions wisely or consult a licenced investment advisor.

**KEY ASIC BERHAD (0143)**

KEYASIC

Price updated at 15 Apr 2021 16:59

Last: <b>0.140</b>	Change: <b>-0.005</b>	Volume: <b>286,359</b>
	Change (%): <b>-3.45</b>	Range: <b>0.135 - 0.145</b>

TA Scanner Results based on historical data up to 15 Apr 2021

Condition	Signal	Explanation
Bollinger Band: Bullish Long Term Volatility Breakout and Trending	Long	1. Close price above upper bollinger band(33,1). 2. Volume above average volume(50). 3. Average volume(50) is above 300,000.
Bollinger Band: Bullish Short Term Volatility Breakout and Trending	Long	1. Close price above upper bollinger band(33,1). 2. Volume above average volume(10). 3. Average volume(10) is above 300,000.
MA: Short Term Bullish Moving Average Crossover	Long	MA(10) crossed above MA(15) within the last 1 day.
MACD: Bullish MACD Crossover	Long	1. MACD(12,26) diff line crossed above the MACD(12,26) signal line. 2. MACD Histogram(12,26) is above 0.
Williams %R: Bearish Williams %R	Short	1. Williams %R(26) between 0 and -20. 2. Average volume(5) is above 100,000.

**EURO HOLDINGS BERHAD (7208)**

EURO

Price updated at 15 Apr 2021 16:58

Last: <b>3.540</b>	Change: <b>-0.050</b>	Volume: <b>32,300</b>
	Change (%): <b>-1.39</b>	Range: <b>3.530 - 3.620</b>

TA Scanner Results based on historical data up to 15 Apr 2021

Condition	Signal	Explanation
Bollinger Band: Bullish Lower Bollinger Band Support	Long	1. Low 1 day ago below lower bollinger band(20,2). 2. Close above close 1 day ago. 3. Average volume(5) is above 100,000.
Volume: 10 Days large value Buy Up trade	Long	1. 150K value Buy Up greater than Sell Down by 20% for 10 days. 2. 50K-100K value Buy Up greater than Sell Down by 20% for 10 days. 3. Average volume(10) is above 1000000
Volume: 5 Days large value Buy Up trade	Long	1. 150K value Buy Up greater than Sell Down by 20% for 5 days. 2. 50K-100K value Buy Up greater than Sell Down by 20% for 5 days. 3. Average volume(10) is above 1000000
Williams %R: Bullish Williams %R	Long	1. Williams %R(26) between -80 and -100. 2. Average volume(5) is above 100,000.

**UZMA BERHAD (7250)**

UZMA

Price updated at 15 Apr 2021 16:59

Last: <b>0.735</b>	Change: <b>-0.005</b>	Volume: <b>129,473</b>
	Change (%): <b>-0.68</b>	Range: <b>0.715 - 0.760</b>

TA Scanner Results based on historical data up to 15 Apr 2021

Condition	Signal	Explanation
DM: Bullish Directional Movement	Long	-DI(14) crossed below +DI(14)
RSI: Short Term RSI 50 Bullish Crossover	Long	1. RSI(20) crossed above 50 within the last 1 day and RSI(20) 1 day ago below 50 for the last 5 days. 2. Volume above average volume(125). 3. Average volume(5) is above 100,000.
Stochastic: Fast Stochastic Buy Signal	Long	1. Fast Stochastic(15,5) %K crossed above 20. 2. Fast Stochastic(15,5) %K 1 day ago was below 20 for the last 5 days. 3. Average volume(30) is above 50000
Volume: 10 Days large value Buy Up trade	Long	1. 150K value Buy Up greater than Sell Down by 20% for 10 days. 2. 50K-100K value Buy Up greater than Sell Down by 20% for 10 days. 3. Average volume(10) is above 1000000

**HLT GLOBAL BERHAD (0188)**

HLT

Price updated at 15 Apr 2021 16:59

Last: <b>1.040</b>	Change: <b>+0.090</b>	Volume: <b>1,184,575</b>
	Change (%): <b>+9.47</b>	Range: <b>0.945 - 1.110</b>

TA Scanner Results based on historical data up to 15 Apr 2021

Condition	Signal	Explanation
Bollinger Band: Bullish Long Term Volatility Breakout and Trending	Long	1. Close price above upper bollinger band(33,1). 2. Volume above average volume(50). 3. Average volume(50) is above 300,000.
Candlestick: Bullish Harami	Long	Bullish: Harami
Volume: 10 Days large value Buy Up trade	Long	1. 150K value Buy Up greater than Sell Down by 20% for 10 days. 2. 50K-100K value Buy Up greater than Sell Down by 20% for 10 days. 3. Average volume(10) is above 1000000



# Insider Activity

## Definition

Insider Activity shows the trades made by substantial shareholders or directors of the company. Purchases by the directors and company share buyback may indicate the share price is undervalued and brings confidence to the price trend of the share price.



ShareInvestor WebPro > Fundamental > Insider Trades > click Search tab > Select Bursa > click Stock name > scroll up and leave at <Select Counter> Type Date Range for Announcement Date > click Search

Notice Period is (04 Apr 2021 - 10 Apr 2021)

Effective Change Date	Stock Name	Buyer/ Seller Name [Classification]	Bought / (Sold) After Trade ['000]		No. of Shares After Trade ['000]
			Total	% Held	
05 Apr 2021 - 07 Apr 2021	3A	MR TEO KWEE HOCK [SSH]	1,199	48,662	9,926
01 Apr 2021 - 02 Apr 2021	3A	MR TEO KWEE HOCK [SSH]	131	47,464	9,682
06 Apr 2021 - 06 Apr 2021	ABMB	EMPLOYEES PROVIDENT FUND BOARD [SSH]	-165	213,981	13,822
05 Apr 2021 - 05 Apr 2021	ABMB	EMPLOYEES PROVIDENT FUND BOARD [SSH]	-112	214,146	13,833
05 Apr 2021 - 06 Apr 2021	ACOSTEC	MR LEONG NGAI SENG [DIR/CEO]	-100	32,514	9,674
05 Apr 2021 - 06 Apr 2021	ACOSTEC	MR LEONG NGAI SENG [SSH]	-100	32,514	9,674
06 Apr 2021 - 07 Apr 2021	ADVPKG	MR PETER LING EE KONG [SSH]	126	1,872	9,795
02 Apr 2021 - 02 Apr 2021	AEON	EMPLOYEES PROVIDENT FUND BOARD [SSH]	-292	172,574	12,292
01 Apr 2021 - 01 Apr 2021	AEON	EMPLOYEES PROVIDENT FUND BOARD [SSH]	-1,251	172,865	12,312
01 Apr 2021 - 01 Apr 2021	AIRPORT	EMPLOYEES PROVIDENT FUND BOARD [SSH]	118	238,021	14,346
01 Apr 2021 - 01 Apr 2021	AIRPORT	KUMPULAN WANG PERSARAAN (DIPERBADANKAN) [SSH]	17	90,771	5,471
06 Apr 2021 - 06 Apr 2021	ALAQAR	EMPLOYEES PROVIDENT FUND BOARD [SSH]	300	80,566	
05 Apr 2021 - 05 Apr 2021	ALLIANZ	EMPLOYEES PROVIDENT FUND BOARD [SSH]	23	10,036	5,665
02 Apr 2021 - 02 Apr 2021	ALLIANZ	EMPLOYEES PROVIDENT FUND BOARD [SSH]	5	10,013	5,652
01 Apr 2021 - 01 Apr 2021	ALLIANZ	EMPLOYEES PROVIDENT FUND BOARD [SSH]	7	10,008	5,649
31 Mar 2021 - 31 Mar 2021	ALLIANZ	EMPLOYEES PROVIDENT FUND BOARD [SSH]	34	10,001	5,645
05 Apr 2021 - 05 Apr 2021	AMBANK	EMPLOYEES PROVIDENT FUND BOARD [SSH]	-200	323,343	10,749
06 Apr 2021 - 06 Apr 2021	AMWAY	EMPLOYEES PROVIDENT FUND BOARD [SSH]	-4	11,214	6,822
05 Apr 2021 - 05 Apr 2021	AMWAY	EMPLOYEES PROVIDENT FUND BOARD [SSH]	-6	11,218	6,824
02 Apr 2021 - 02 Apr 2021	AMWAY	EMPLOYEES PROVIDENT FUND BOARD [SSH]	-4	11,224	6,828
31 Mar 2021 - 31 Mar 2021	AMWAY	EMPLOYEES PROVIDENT FUND BOARD [SSH]	-4	11,228	6,83
01 Apr 2021 - 02 Apr 2021	ANCOMBL	DATO' SIEW KA WEI [DIR/CEO]	-650	163,741	34,597
01 Apr 2021 - 02 Apr 2021	ANCOMBL	DATO' SIEW KA WEI [SSH]	-650	163,741	34,597
05 Apr 2021 - 06 Apr 2021	APM	DATO TAN HENG CHEW [DIR/CEO]	9	103,497	52,941
05 Apr 2021 - 06 Apr 2021	APM	DATO TAN HENG CHEW [SSH]	9	99,895	51,098
05 Apr 2021 - 05 Apr 2021	ASIAPLY	DATO' YEO BOON LEONG [DIR/CEO]	4,433	96,905	12,134
05 Apr 2021 - 05 Apr 2021	ASIAPLY	DATO' YEO BOON LEONG [SSH]	4,433	96,905	12,134
02 Apr 2021 - 02 Apr 2021	ASTRO	EMPLOYEES PROVIDENT FUND BOARD (EPF) [SSH]	-8	415,416	7,967
06 Apr 2021 - 06 Apr 2021	AXREIT	EMPLOYEES PROVIDENT FUND BOARD [SSH]	300	213,140	14,735
01 Apr 2021 - 01 Apr 2021	AXREIT	EMPLOYEES PROVIDENT FUND BOARD [SSH]	34	212,840	14,714
12 Mar 2021 - 12 Mar 2021	AXREIT	LEMBAGA TABUNG HAJI [SSH]	17	72,711	5,022
01 Apr 2021 - 01 Apr 2021	BAUTO	ABERDEEN ASSET MANAGEMENT PLC [SSH]	149	69,482	5,982
01 Apr 2021 - 01 Apr 2021	BAUTO	ABERDEEN STANDARD INVESTMENTS (MALAYSIA) SDN BHD [SSH]	149	68,286	5,879
06 Apr 2021 - 07 Apr 2021	BAUTO	DATO' SRI YEOH CHOO SAN [DIR/CEO]	400	164,585	14,17
02 Apr 2021 - 05 Apr 2021	BAUTO	DATO' SRI YEOH CHOO SAN [DIR/CEO]	310	164,185	14,136
06 Apr 2021 - 07 Apr 2021	BAUTO	DATO' SRI YEOH CHOO SAN [SSH]	400	164,585	14,17
02 Apr 2021 - 05 Apr 2021	BAUTO	DATO' SRI YEOH CHOO SAN [SSH]	310	164,185	14,136
06 Apr 2021 - 07 Apr 2021	BAUTO	DATO' AMER HAMZAH BIN AHMAD [SSH]	400	165,540	14,254
02 Apr 2021 - 05 Apr 2021	BAUTO	DATO' AMER HAMZAH BIN AHMAD [SSH]	310	165,140	14,219
06 Apr 2021 - 07 Apr 2021	BAUTO	DATO' LEE KOK CHUAN [DIR/CEO]	400	162,738	14,012
02 Apr 2021 - 05 Apr 2021	BAUTO	DATO' LEE KOK CHUAN [DIR/CEO]	310	162,338	13,977
06 Apr 2021 - 07 Apr 2021	BAUTO	DATO' LEE KOK CHUAN [SSH]	400	162,738	14,012
02 Apr 2021 - 05 Apr 2021	BAUTO	DATO' LEE KOK CHUAN [SSH]	360	162,338	13,977
06 Apr 2021 - 07 Apr 2021	BAUTO	DYNAMIC MILESTONE SDN BHD [SSH]	400	161,096	13,871
02 Apr 2021 - 05 Apr 2021	BAUTO	DYNAMIC MILESTONE SDN BHD [SSH]	310	160,696	13,836
06 Apr 2021 - 06 Apr 2021	BAUTO	EMPLOYEES PROVIDENT FUND BOARD [SSH]	562	235,451	20,273
05 Apr 2021 - 05 Apr 2021	BAUTO	EMPLOYEES PROVIDENT FUND BOARD [SSH]	463	234,889	20,224
02 Apr 2021 - 02 Apr 2021	BAUTO	EMPLOYEES PROVIDENT FUND BOARD [SSH]	796	234,426	20,184
01 Apr 2021 - 01 Apr 2021	BAUTO	EMPLOYEES PROVIDENT FUND BOARD [SSH]	84	233,630	20,116
02 Apr 2021 - 02 Apr 2021	BAUTO	PRUDENTIAL PLC [SSH]	-255		
01 Apr 2021 - 01 Apr 2021	BAUTO	STANDARD LIFE ABERDEEN PLC AND ITS SUBSIDIARIES (REFER TO REMARKS) [SSH]	149	69,482	5,982
18 Mar 2021 - 18 Mar 2021	BCMALL	SANICHI TECHNOLOGY BERHAD [SSH]	-12,565	44,001	7,03
08 Apr 2021 - 08 Apr 2021	BJCORP	DATO' SRI ROBIN TAN YEONG CHING [DIR/CEO]	-55,000	636,858	12,732
08 Apr 2021 - 08 Apr 2021	BJCORP	DATO' SRI ROBIN TAN YEONG CHING [SSH]	-55,000	636,853	12,732
08 Apr 2021 - 08 Apr 2021	BJCORP	HOTEL RESORT ENTERPRISE SDN BHD [SSH]	-55,000	634,311	12,681
07 Apr 2021 - 08 Apr 2021	BJCORP	TAN SRI DATO' SERI VINCENT TAN CHEE YIUON [DIR/CEO]	-57,000	2,504,812	50,076
07 Apr 2021 - 08 Apr 2021	BJCORP	TAN SRI DATO' SERI VINCENT TAN CHEE YIUON [SSH]	-57,000	2,495,862	49,897
06 Apr 2021 - 06 Apr 2021	BJFOOD	BERJAYA CORPORATION BERHAD [SSH]		210,630	59,389
06 Apr 2021 - 06 Apr 2021	BJFOOD	BERJAYA GROUP BERHAD [SSH]		210,630	59,389
06 Apr 2021 - 06 Apr 2021	BJFOOD	JUARA SEJATI SDN BHD [SSH]	4,930	61,330	17,292
06 Apr 2021 - 07 Apr 2021	BJFOOD	TAN SRI DATO' SERI VINCENT TAN CHEE YIUON [SSH]	568	253,564	71,494
02 Apr 2021 - 02 Apr 2021	BJFOOD	TAN SRI DATO' SERI VINCENT TAN CHEE YIUON [SSH]	318	252,996	71,347
07 Apr 2021 - 07 Apr 2021	BJLAND	BERJAYA CAPITAL BERHAD [SSH]	-500	277,153	5,633
07 Apr 2021 - 07 Apr 2021	BJLAND	BERJAYA CORPORATION BERHAD [SSH]	-500	3,885,575	78,967
07 Apr 2021 - 07 Apr 2021	BJLAND	BERJAYA GROUP BERHAD [SSH]	-500	3,485,555	70,838
07 Apr 2021 - 07 Apr 2021	BJLAND	BIZURAI BIJAK SDN BHD [SSH]	-500	885,639	17,999
07 Apr 2021 - 07 Apr 2021	BJLAND	JUARA SEJATI SDN BHD [SSH]	-500	1,703,494	34,62
07 Apr 2021 - 07 Apr 2021	BJLAND	TAN SRI DATO' SERI VINCENT TAN CHEE YIUON [SSH]	-500	4,258,755	86,552
09 Apr 2021 - 09 Apr 2021	BONIA	CHIANG FAMILY HOLDINGS LTD [SSH]	44,643	44,643	22,211
07 Apr 2021 - 07 Apr 2021	BONIA	DATO' SRI CHIANG FONG SENG [DIR/CEO]	5	5,091	2,533
08 Apr 2021 - 08 Apr 2021	BONIA	DATO' SRI CHIANG FONG YEE [DIR/CEO]		1,418	0,705
07 Apr 2021 - 08 Apr 2021	BONIA	MR CHIANG SANG SEM [DIR/CEO]	5	140,579	69,942
05 Apr 2021 - 07 Apr 2021	BONIA	MR CHIANG SANG SEM [DIR/CEO]	1,071	140,574	69,939
05 Apr 2021 - 07 Apr 2021	BONIA	MR CHIANG SANG SEM [SSH]	1,071	131,567	65,458
07 Apr 2021 - 07 Apr 2021	BSTEAD	KUMPULAN WANG PERSARAAN (DIPERBADANKAN) [SSH]	-210	170,664	8,42
06 Apr 2021 - 06 Apr 2021	BSTEAD	KUMPULAN WANG PERSARAAN (DIPERBADANKAN) [SSH]	-837	170,874	8,43
05 Apr 2021 - 05 Apr 2021	BSTEAD	KUMPULAN WANG PERSARAAN (DIPERBADANKAN) [SSH]	-467	171,711	8,471
06 Apr 2021 - 06 Apr 2021	BURSA	EMPLOYEES PROVIDENT FUND BOARD [SSH]	1,500	48,355	5,977
05 Apr 2021 - 05 Apr 2021	BURSA	EMPLOYEES PROVIDENT FUND BOARD [SSH]	500	46,855	5,792

Notice Period is (04 Apr 2021 - 10 Apr 2021)

Effective Change Date	Stock Name	Buyer/ Seller Name [Classification]	Bought / (Sold) After Trade ['000]		No. of Shares After Trade ['000]
			Total	% Held	
02 Apr 2021 - 02 Apr 2021	BURSA	EMPLOYEES PROVIDENT FUND BOARD [SSH]	1,000	46,355	5,73
01 Apr 2021 - 01 Apr 2021	BURSA	EMPLOYEES PROVIDENT FUND BOARD [SSH]	1,000	45,355	5,606
31 Mar 2021 - 31 Mar 2021	BURSA	EMPLOYEES PROVIDENT FUND BOARD [SSH]	1,000	44,355	5,483
18 Nov 2020 - 06 Apr 2021	CAELY-WA	DATO' WIRA NG CHUN HAU [DIR/CEO]	1,863	4,072	14,862
08 Apr 2021 - 08 Apr 2021	CHHB	TAN SRI LEE KIM TIONG @ LEE KIM YEW [DIR/CEO]	286	177,557	64,906
07 Apr 2021 - 07 Apr 2021	CHHB	TAN SRI LEE KIM TIONG @ LEE KIM YEW [DIR/CEO]	160	177,271	64,802
06 Apr 2021 - 06 Apr 2021	CHHB	TAN SRI LEE KIM TIONG @ LEE KIM YEW [DIR/CEO]	-220	177,111	64,743
08 Apr 2021 - 08 Apr 2021	CHHB	TAN SRI LEE KIM TIONG @ LEE KIM YEW [SSH]	286	177,557	64,906
07 Apr 2021 - 07 Apr 2021	CHHB	TAN SRI LEE KIM TIONG @ LEE KIM YEW [SSH]	160	177,271	64,802
06 Apr 2021 - 06 Apr 2021	CHHB	TAN SRI LEE KIM TIONG @ LEE KIM YEW [SSH]	-220	177,111	64,743
01 Apr 2021 - 01 Apr 2021	CHINHIN	DATIN SERI WONG MEE LENG [SSH]	102,254	306,762	36,773
01 Apr 2021 - 01 Apr 2021	CHINHIN	DATUK SERI CHIAU BENG TEIK JP [DIR/CEO]	172,935	518,806	62,192
01 Apr 2021 - 01 Apr 2021	CHINHIN	DATUK SERI CHIAU BENG TEIK JP [SSH]	172,935	518,806	62,192
01 Apr 2021 - 01 Apr 2021	CHINHIN	DATUK CHENG LAI HOK [DIR/CEO]	50	150	0,018
01 Apr 2021 - 01 Apr 2021	CHINHIN	DIVINE INVENTIONS SDN BHD [SSH]	102,254	306,762	36,773
01 Apr 2021 - 01 Apr 2021	CHINHIN	MR CHIAU HAW CHOON [DIR/CEO]	112,039	336,118	40,292
01 Apr 2021 - 01 Apr 2021	CHINHIN	MR CHIAU HAW CHOON [SSH]	112,039	336,118	40,292
01 Apr 2021 - 01 Apr 2021	CHINHIN	MR LEE HAI PENG [DIR/CEO]	687	2,061	0,247
01 Apr 2021 - 01 Apr 2021	CHINHIN	MR YEOH CHIN HOE [DIR/CEO]	50	150	0,018
01 Apr 2021 - 01 Apr 2021	CHINHIN	PP CHIN HIN REALTY SDN BHD [SSH]	102,254	306,762	36,773
06 Apr 2021 - 06 Apr 2021	CHINWEL	MR LIM CHIEN CHENG [DIR/CEO]	1	7,775	2,69
02 Apr 2021 - 02 Apr 2021	CIMB	EMPLOYEES PROVIDENT FUND BOARD [SSH]	947	1,592,311	16,05
31 Mar 2021 - 31 Mar 2021	CIMB	EMPLOYEES PROVIDENT FUND BOARD [SSH]	729	1,591,364	16,04
30 Mar 2021 - 30 Mar 2021	CIMB	EMPLOYEES PROVIDENT FUND BOARD [SSH]	651	1,590,635	16,03
05 Apr 2021 - 05 Apr 2021	CIMB	KUMPULAN WANG PERSARAAN (DIPERBADANKAN) [SSH]	37	674,508	6,8
02 Apr 2021 - 02 Apr 2021	CIMB	KUMPULAN WANG PERSARAAN (DIPERBADANKAN) [SSH]	151	674,471	6,8
01 Apr 2021 - 01 Apr 2021	CIMB	KUMPULAN WANG PERSARAAN (DIPERBADANKAN) [SSH]		674,320	6,8
31 Mar 2021 - 31 Mar 2021	CMMT	EMPLOYEES PROVIDENT FUND BOARD [SSH]	168	281,993	13,389
02 Apr 2021 - 02 Apr 2021	CMSB	EMPLOYEES PROVIDENT FUND BOARD [SSH]	-209	95,084	
01 Apr 2021 - 01 Apr 2021	CMSB	EMPLOYEES PROVIDENT FUND BOARD [SSH]	329	95,293	
31 Mar 2021 - 31 Mar 2021	CMSB	EMPLOYEES PROVIDENT FUND BOARD [SSH]	1,500	94,964	
05 Apr 2021 - 05 Apr 2021	CMSB	LEMBAGA TABUNG HAJI [SSH]	-31	85,286	
02 Apr 2021 - 02 Apr 2021	CMSB	LEMBAGA TABUNG HAJI [SSH]	-48	85,317	
05 Apr 2021 - 08 Apr 2021	CRG	DATO' SRI CHIANG FONG YEE [DIR/CEO]	417	243,444	30,217
05 Apr 2021 - 08 Apr 2021	CRG	DATO' SRI CHIANG FONG YEE [SSH]	417	243,444	30,217
06 Apr 2021 - 06 Apr 2021	CYL	TAN SRI ABU TALIB BIN OTHMAN [DIR/CEO]	-50	15,959	15,959
01 Apr 2021 - 01 Apr 2021	CYL	TAN SRI ABU TALIB BIN OTHMAN [DIR/CEO]	-252	16,009	16,009
06 Apr 2021 - 06 Apr 2021	CYL	TAN SRI ABU TALIB BIN OTHMAN [SSH]	-50	15,959	15,959
01 Apr 2021 - 01 Apr 2021	CYL	TAN SRI ABU TALIB BIN OTHMAN [SSH]	-252	16,009	16,009
02 Apr 2021 - 02 Apr 2021	CYPARK	ENCIK MEGAT ABDUL MUNIR BIN MEGAT ABDULLAH RAFAE [DIR/CEO]	-100	456	0,094
06 Apr 2021 - 06 Apr 2021	D&O	MR GOH NAN YANG [DIR/CEO]	1,810	1,943	0,166
05 Apr 2021 - 06 Apr 2021	D&O	MR TAY KHENG CHIONG [DIR/CEO]	1,133	22,762	1,949
08 Apr 2021 - 08 Apr 2021	DAIBOCI	SAMARANG UCITS - SAMARANG ASIAN PROSPERITY [SSH]	10	16,399	5,009
06 Apr 2021 - 06 Apr 2021	DESTINI	DATO' ROZABIL @ ROZAMUJIB BIN ABDUL RAHMAN [DIR/CEO]	400	329,940	21,632
06 Apr 2021 - 06 Apr 2021	DESTINI	DATO' ROZABIL @ ROZAMUJIB BIN ABDUL RAHMAN [SSH]	400	329,940	21,632
06 Apr 2021 - 06 Apr 2021	DIALOG	EMPLOYEES PROVIDENT FUND BOARD [SSH]	951	603,227	10,69
05 Apr 2021 - 05 Apr 2021	DIALOG	EMPLOYEES PROVIDENT FUND BOARD [SSH]	796	602,276	10,67
01 Apr 2021 - 01 Apr 2021	DIALOG	EMPLOYEES PROVIDENT FUND BOARD [SSH]	748	601,480	10,66
31 Mar 2021 - 31 Mar 2021	DIALOG	EMPLOYEES PROVIDENT FUND BOARD [SSH]	1,109	600,733	10,65
01 Apr 2021 - 01 Apr 2021	DIALOG	KUMPULAN WANG PERSARAAN (DIPERBADANKAN) [SSH]		504,792	8,94
06 Apr 2021 - 06 Apr 2021	DIGI	EMPLOYEES PROVIDENT FUND BOARD [SSH]	134	1,163,977	14,971
31 Mar 2021 - 31 Mar 2021	DIGI	EMPLOYEES PROVIDENT FUND BOARD [SSH]	1,500	1,163,844	14,969
02 Apr 2021 - 02 Apr 2021	DPHARMA	EMPLOYEES PROVIDENT FUND BOARD [SSH]	-245	73,425	10,34
07 Apr 2021 - 07 Apr 2021	DPHARMA	PERMODALAN NASIONAL BERHAD [SSH]	1,000	333,437	47,227
06 Apr 2021 - 06 Apr 2021	DPHARMA	PERMODALAN NASIONAL BERHAD [SSH]	27	332,437	47,086
05 Apr 2021 - 05 Apr 2021	DPHARMA	PERMODALAN NASIONAL BERHAD [SSH]	29	332,410	47,082
02 Apr 2021 - 02 Apr 2021	DPHARMA	PERMODALAN NASIONAL BERHAD [SSH]	105	332,382	47,078
01 Apr 2021 - 01 Apr 2021	DPHARMA	PERMODALAN NASIONAL BERHAD [SSH]	465	332,277	47,063
07 Apr 2021 - 07 Apr 2021	DPHARMA	YAYASAN PELABURAN BUMIPUTRA [SSH]	1,000	333,437	47,227
06 Apr 2021 - 06 Apr 2021	DPHARMA	YAYASAN PELABURAN BUMIPUTRA [SSH]	27	332,437	47,086
05 Apr 2021 - 05 Apr 2					



Notice Period is (04 Apr 2021 - 10 Apr 2021)

Effective Change Date	Stock Name	Buyer/ Seller Name [Classification]	Bought / (Sold) ['000]		No. of Shares After Trade ['000]	
			Total	% Held	Total	% Held
01 Apr 2021 - 01 Apr 2021	E&O	DATUK TEE ENG HO [DIR/CEO]	1,350		506,610	35.39
05 Apr 2021 - 07 Apr 2021	E&O	DATUK TEE ENG HO [SSH]	25,938		532,263	37.19
01 Apr 2021 - 01 Apr 2021	E&O	DATUK TEE ENG HO [SSH]	1,350		506,325	35.37
06 Apr 2021 - 06 Apr 2021	E&O	GKG INVESTMENT HOLDINGS PTE LTD [SSH]	-10,000			
05 Apr 2021 - 05 Apr 2021	E&O	GKG INVESTMENT HOLDINGS PTE LTD [SSH]	-7,000		77,568	5.42
06 Apr 2021 - 06 Apr 2021	E&O	MR GOH GEOK KHIM [SSH]	-10,000			
05 Apr 2021 - 05 Apr 2021	E&O	MR GOH GEOK KHIM [SSH]	-7,000		81,138	5.67
06 Apr 2021 - 06 Apr 2021	E&O	MR GOH YEW LIN [SSH]	-10,000			
05 Apr 2021 - 05 Apr 2021	E&O	MR GOH YEW LIN [SSH]	-7,000		77,568	5.42
05 Apr 2021 - 07 Apr 2021	E&O	MR TEE ENG SENG [SSH]	25,938		532,263	37.19
01 Apr 2021 - 01 Apr 2021	E&O	MR TEE ENG SENG [SSH]	1,350		506,325	35.37
06 Apr 2021 - 06 Apr 2021	ECOWLD	DATO' LEONG KOK WAH [DIR/CEO]	-2,000		1,213,394	41.211
02 Apr 2021 - 02 Apr 2021	ECOWLD	DATO' LEONG KOK WAH [DIR/CEO]	-1,200		1,213,394	41.279
06 Apr 2021 - 06 Apr 2021	ECOWLD	DATO' LEONG KOK WAH [SSH]	-2,000		1,213,394	41.211
02 Apr 2021 - 02 Apr 2021	ECOWLD	DATO' LEONG KOK WAH [SSH]	-1,200		1,213,394	41.279
06 Apr 2021 - 06 Apr 2021	ECOWLD	ECO WORLD DEVELOPMENT HOLDINGS SDN. BHD. [SSH]	-2,000		243,475	8.269
02 Apr 2021 - 02 Apr 2021	ECOWLD	ECO WORLD DEVELOPMENT HOLDINGS SDN. BHD. [SSH]	-1,200		245,475	8.337
06 Apr 2021 - 06 Apr 2021	ECOWLD	TAN SRI ABDUL RASHID BIN ABDUL MANAF [DIR/CEO]	-2,000		243,475	8.269
02 Apr 2021 - 02 Apr 2021	ECOWLD	TAN SRI ABDUL RASHID BIN ABDUL MANAF [DIR/CEO]	-1,200		245,475	8.337
06 Apr 2021 - 06 Apr 2021	ECOWLD	TAN SRI ABDUL RASHID BIN ABDUL MANAF [SSH]	-2,000		243,475	8.269
02 Apr 2021 - 02 Apr 2021	ECOWLD	TAN SRI ABDUL RASHID BIN ABDUL MANAF [SSH]	-1,200		245,475	8.337
01 Apr 2021 - 02 Apr 2021	ELKDESA	MR TEOH HOCK [email protected] HOCK CHAI [DIR/CEO]	190		124,275	41.81
01 Apr 2021 - 02 Apr 2021	ELKDESA	MR TEOH HOCK CHAI @ TEW HOCK CHAI [SSH]	190		124,275	41.81
31 Mar 2021 - 31 Mar 2021	ESKERAM	ENCIK ROSLAN BIN OTHMAN [SSH]	2,000		37,359	7.9
31 Mar 2021 - 31 Mar 2021	ESKERAM	ENCIK ROSLI BIN HAMAT [SSH]	2,000		47,579	9.85
(05 Apr 2021)	ESKERAM	MR KHOO SIANG HSI @ KHOO CHEN NAN [DIR/CEO]	700		1,500	
01 Apr 2021 - 01 Apr 2021	ESKERAM	MR KHOO SIANG HSI @ KHOO CHEN NAN [DIR/CEO]	-700		1,002	0.212
06 Apr 2021 - 06 Apr 2021	F&N	EMPLOYEES PROVIDENT FUND BOARD [SSH]	2		45,941	12.526
05 Apr 2021 - 05 Apr 2021	F&N	EMPLOYEES PROVIDENT FUND BOARD [SSH]	35		45,939	12.525
31 Mar 2021 - 31 Mar 2021	F&N	EMPLOYEES PROVIDENT FUND BOARD [SSH]	30		45,904	12.515
06 Apr 2021 - 06 Apr 2021	FAJAR	TAN SRI DATUK TA KIN YAN [SSH]	50		36,120	9.741
05 Apr 2021 - 05 Apr 2021	FOCUS	CREDIT SUISSE AG DUBLIN BRANCH [SSH]	-6,250		435,648	6.94
07 Apr 2021 - 07 Apr 2021	FOCUS	CREDIT SUISSE GROUP AG [SSH]	-43,930		503,884	8.03
06 Apr 2021 - 06 Apr 2021	FOCUS	CREDIT SUISSE GROUP AG [SSH]	-50,307		547,815	8.73
05 Apr 2021 - 05 Apr 2021	FOCUS	CREDIT SUISSE GROUP AG [SSH]	-23,196		598,121	9.53
02 Apr 2021 - 02 Apr 2021	FOCUS	CREDIT SUISSE GROUP AG [SSH]	-80		621,318	9.9
06 Apr 2021 - 06 Apr 2021	FOCUS	UBS AG [SSH]	-28		339,405	5.41
05 Apr 2021 - 05 Apr 2021	FOCUS	UBS AG [SSH]	1,357		339,433	5.41
02 Apr 2021 - 02 Apr 2021	FOCUS	UBS AG [SSH]	-156		338,077	5.39
01 Apr 2021 - 01 Apr 2021	FOCUS	UBS AG [SSH]	32,847		338,232	5.39
31 Mar 2021 - 31 Mar 2021	FOCUS	UBS AG [SSH]	-33,452			
06 Apr 2021 - 06 Apr 2021	FOCUS	UBS AG LONDON [SSH]	-28		338,090	5.39
05 Apr 2021 - 05 Apr 2021	FOCUS	UBS AG LONDON [SSH]	1,357		338,118	5.39
02 Apr 2021 - 02 Apr 2021	FOCUS	UBS AG LONDON [SSH]	-156		336,762	5.37
01 Apr 2021 - 01 Apr 2021	FOCUS	UBS AG LONDON [SSH]	32,847		336,917	5.37
31 Mar 2021 - 31 Mar 2021	FOCUS	UBS AG LONDON [SSH]	-33,452			
06 Apr 2021 - 06 Apr 2021	FOCUS	UBS GROUP AG [SSH]	-28		339,405	5.41
05 Apr 2021 - 05 Apr 2021	FOCUS	UBS GROUP AG [SSH]	1,357		339,433	5.41
02 Apr 2021 - 02 Apr 2021	FOCUS	UBS GROUP AG [SSH]	-156		338,077	5.39
01 Apr 2021 - 01 Apr 2021	FOCUS	UBS GROUP AG [SSH]	32,847		338,232	5.39
31 Mar 2021 - 31 Mar 2021	FOCUS	UBS GROUP AG [SSH]	-33,452			
05 Apr 2021 - 05 Apr 2021	FSBM	DATIN PHANG HONG YEE [SSH]	-400		21,608	15.41
02 Apr 2021 - 02 Apr 2021	FSBM	DATIN PHANG HONG YEE [SSH]	-800		22,008	15.695
05 Apr 2021 - 05 Apr 2021	FSBM	DATO TAN HOCK SAN @ TAN HOCK MING [DIR/CEO]	-400		41,705	29.742
02 Apr 2021 - 02 Apr 2021	FSBM	DATO TAN HOCK SAN @ TAN HOCK MING [DIR/CEO]	-800		42,105	30.027
05 Apr 2021 - 05 Apr 2021	FSBM	DATO TAN HOCK SAN @ TAN HOCK MING [SSH]	-400		41,705	29.742
02 Apr 2021 - 02 Apr 2021	FSBM	DATO TAN HOCK SAN @ TAN HOCK MING [SSH]	-800		42,105	30.027
05 Apr 2021 - 05 Apr 2021	FSBM	MISS TAN WAN PHING [SSH]	-400		21,994	15.685
02 Apr 2021 - 02 Apr 2021	FSBM	MISS TAN WAN PHING [SSH]	-800		22,394	15.97
05 Apr 2021 - 05 Apr 2021	FSBM	MISS TAN WAN YEN [DIR/CEO]	-400		22,185	15.821
02 Apr 2021 - 02 Apr 2021	FSBM	MISS TAN WAN YEN [DIR/CEO]	-800		22,585	16.106
05 Apr 2021 - 05 Apr 2021	FSBM	MISS TAN WAN YEN [SSH]	-400		22,185	15.821
02 Apr 2021 - 02 Apr 2021	FSBM	MISS TAN WAN YEN [SSH]	-800		22,585	16.106
05 Apr 2021 - 05 Apr 2021	FSBM	MR TAN EE ERN [DIR/CEO]	-400		21,503	15.335
02 Apr 2021 - 02 Apr 2021	FSBM	MR TAN EE ERN [DIR/CEO]	-800		21,903	15.62
05 Apr 2021 - 05 Apr 2021	FSBM	MR TAN EE ERN [SSH]	-400		21,503	15.335
02 Apr 2021 - 02 Apr 2021	FSBM	MR TAN EE ERN [SSH]	-800		21,903	15.62
05 Apr 2021 - 05 Apr 2021	FSBM	SANYEE HOLDINGS SDN. BHD. [SSH]	-400		21,313	15.199
02 Apr 2021 - 02 Apr 2021	FSBM	SANYEE HOLDINGS SDN. BHD. [SSH]	-800		21,713	15.485
06 Apr 2021 - 06 Apr 2021	GAMUDA	EMPLOYEES PROVIDENT FUND BOARD (EPF BOARD) [SSH]	-1,283		363,541	14.46
05 Apr 2021 - 05 Apr 2021	GAMUDA	EMPLOYEES PROVIDENT FUND BOARD (EPF BOARD) [SSH]	-1,217		364,824	14.51
07 Apr 2021 - 07 Apr 2021	GAMUDA	KUMPULAN WANG PERSARAAN (DIPERBADANKAN) [KWAP] [SSH]	-26		202,379	8.05
06 Apr 2021 - 06 Apr 2021	GAMUDA	KUMPULAN WANG PERSARAAN (DIPERBADANKAN) [KWAP] [SSH]	-375		202,405	8.05
05 Apr 2021 - 05 Apr 2021	GAMUDA	KUMPULAN WANG PERSARAAN (DIPERBADANKAN) [KWAP] [SSH]	-378		202,780	8.07
02 Apr 2021 - 02 Apr 2021	GAMUDA	KUMPULAN WANG PERSARAAN (DIPERBADANKAN) [KWAP] [SSH]	150		203,158	8.08
01 Apr 2021 - 01 Apr 2021	GAMUDA	KUMPULAN WANG PERSARAAN (DIPERBADANKAN) [KWAP] [SSH]			203,008	8.08
01 Apr 2021 - 01 Apr 2021	GBGAQRS	DATO' KAMISAH BINTI JOHAN [SSH]	49,343		49,343	9.091
02 Apr 2021 - 02 Apr 2021	GDEX	GD EXPRESS HOLDINGS (M) SDN BHD [SSH]	1,000		1,384,805	24.67
02 Apr 2021 - 02 Apr 2021	GDEX	MR TEONG TECK LEAN [DIR/CEO]	1,000		2,187,186	38.965
02 Apr 2021 - 02 Apr 2021	GDEX	MR TEONG TECK LEAN [DIR/CEO]	2,000		363,700	51.666
26 Mar 2021 - 26 Mar 2021	GDEX	MR TEONG TECK LEAN [DIR/CEO]	310		361,700	51.382
02 Apr 2021 - 02 Apr 2021	GDEX	MR TEONG TECK LEAN [SSH]	1,000		2,187,186	38.965
06 Apr 2021 - 06 Apr 2021	GENP	EMPLOYEES PROVIDENT FUND BOARD [SSH]	488		115,470	12.87
05 Apr 2021 - 05 Apr 2021	GENP	EMPLOYEES PROVIDENT FUND BOARD [SSH]	73		114,982	12.816
02 Apr 2021 - 02 Apr 2021	GENP	EMPLOYEES PROVIDENT FUND BOARD [SSH]	43		114,909	12.808
01 Apr 2021 - 01 Apr 2021	GENP	EMPLOYEES PROVIDENT FUND BOARD [SSH]	-9		114,866	12.803
31 Mar 2021 - 31 Mar 2021	GENP	EMPLOYEES PROVIDENT FUND BOARD [SSH]	507		114,875	12.804
06 Apr 2021 - 06 Apr 2021	GHLSYS	URUSHARTA JAMAAH SDN BHD [SSH]	50		58,205	5.099
05 Apr 2021 - 05 Apr 2021	GHLSYS	URUSHARTA JAMAAH SDN BHD [SSH]	271		58,155	5.095
02 Apr 2021 - 02 Apr 2021	GHLSYS	URUSHARTA JAMAAH SDN BHD [SSH]	43		57,884	5.071
01 Apr 2021 - 01 Apr 2021	GHLSYS	URUSHARTA JAMAAH SDN BHD [SSH]	156		57,841	5.067
06 Apr 2021 - 06 Apr 2021	GTRONIC	EMPLOYEES PROVIDENT FUND BOARD ("EPF BOARD") [SSH]	-192		121,419	
05 Apr 2021 - 05 Apr 2021	GTRONIC	EMPLOYEES PROVIDENT FUND BOARD ("EPF BOARD") [SSH]	-373		121,611	
02 Apr 2021 - 02 Apr 2021	GTRONIC	EMPLOYEES PROVIDENT FUND BOARD ("EPF BOARD") [SSH]	-1,420		121,984	
01 Apr 2021 - 01 Apr 2021	GTRONIC	EMPLOYEES PROVIDENT FUND BOARD ("EPF BOARD") [SSH]	33		123,404	
31 Mar 2021 - 31 Mar 2021	GTRONIC	EMPLOYEES PROVIDENT FUND BOARD ("EPF BOARD") [SSH]	862		123,371	
05 Apr 2021 - 05 Apr 2021	HARTA	EMPLOYEES PROVIDENT FUND BOARD [SSH]	1,430		261,078	7.617
02 Apr 2021 - 02 Apr 2021	HARTA	EMPLOYEES PROVIDENT FUND BOARD [SSH]	1,500		259,649	7.575
01 Apr 2021 - 01 Apr 2021	HARTA	EMPLOYEES PROVIDENT FUND BOARD [SSH]	1,023		258,149	7.531
31 Mar 2021 - 31 Mar 2021	HARTA	EMPLOYEES PROVIDENT FUND BOARD [SSH]	3,000		257,125	7.502
07 Apr 2021 - 07 Apr 2021	HCK	HICHIKOK EQUITIES SDN BHD [SSH]	4,200		264,035	61.63
06 Apr 2021 - 06 Apr 2021	HCK	MR TOO CHING HOCK [SSH]	600		23,921	5.638
05 Apr 2021 - 05 Apr 2021	HCK	MR TOO CHING HOCK [SSH]	1,605		23,321	5.497
06 Apr 2021 - 06 Apr 2021	HCK	REXTER CAPITAL SDN BHD [SSH]	600		23,410	5.518
05 Apr 2021 - 05 Apr 2021	HCK	REXTER CAPITAL SDN BHD [SSH]	1,605		22,810	5.377
07 Apr 2021 - 07 Apr 2021	HCK	TAN SRI HII CHII KOK [DIR/CEO]	4,200		264,035	61.63
07 Apr 2021 - 07 Apr 2021	HCK	TAN SRI HII CHII KOK [SSH]	4,200		264,035	61.63
07 Apr 2021 - 07 Apr 2021	HCK-WA	TAN SRI HII CHII KOK [DIR/CEO]	-4,200		139,338	68.264
02 Apr 2021 - 02 Apr 2021	HGGROUP	MR GOH BOON LEONG [SSH]	140		9,429	10.2
08 Apr 2021 - 08 Apr 2021	HGGROUP	MR HO WHY CHONG [DIR/CEO]	11		1,807	1.954
07 Apr 2021 - 07 Apr 2021	HGGROUP	MR HO WHY CHONG [DIR/CEO]	281		1,796	1.942
06 Apr 2021 - 06 Apr 2021	HGGROUP	MR HO WHY CHONG [DIR/CEO]	180		1,515	1.638
06 Apr 2021 - 06 Apr 2021	HLBANK	EMPLOYEES PROVIDENT FUND BOARD [SSH]	104		217,781	10.437
05 Apr 2021 - 05 Apr 2021	HLBANK	EMPLOYEES PROVIDENT FUND BOARD [SSH]	66		217,676	10.432
01 Apr 2021 - 01 Apr 2021	HLBANK	EMPLOYEES PROVIDENT FUND BOARD [SSH]	-258		217,610	10.429

Notice Period is (04 Apr 2021 - 10 Apr 2021)

Effective Change Date	Stock Name	Buyer/ Seller Name [Classification]	Bought / (Sold) ['000]		No. of Shares After Trade ['000]	
			Total	% Held	Total	% Held
31 Mar 2021 - 31 Mar 2021	HLBANK	EMPLOYEES PROVIDENT FUND BOARD [SSH]	586		217,868	10.441
02 Apr 2021 - 02 Apr 2021	HLT	HUP LEK ENGINEERING & TRADING SDN. BHD. [SSH]	38,016		38,016	5.378
02 Apr 2021 - 02 Apr 2021	HLT	MR YAU MING TECK [DIR/CEO]	11,328		11,328	1.602
02 Apr 2021 - 02 Apr 2021	HLT	SUNTEL INTERNATIONAL CO. LTD. [SSH]	30,449		85,908	12.152
06 Apr 2021 - 07 Apr 2021	HOHUP	DATO' SRI THONG KOK KHEE [DIR/CEO]	800		69,648	14.074
02 Apr 2021 - 05 Apr 2021	HOHUP	DATO' SRI THONG KOK KHEE [DIR/CEO]	900		68,848	13.913
06 Apr 2021 - 07 Apr 2021	HOHUP	DATO' SRI THONG KOK KHEE [SSH]	800		69,648	14.074
02 Apr 2021 - 05 Apr 2021	HOHUP	DATO' SRI THONG KOK KHEE [SSH]	900		68,848	13.913
06 Apr 2021 - 07 Apr 2021	HOHUP	INSAS BERHAD [SSH]	800		69,595	14.064
02 Apr 2021 - 05 Apr 2021	HOHUP	INSAS BERHAD [SSH]	900		68,795	13.902
06 Apr 2021 - 06 Apr 2021	HONGSENG	MR LESTER CHIN KENT LAKE [DIR/CEO]	5,000		146,181	13.337
06 Apr 2021 - 06 Apr 2021	HONGSENG	MR LESTER CHIN KENT LAKE [SSH]	5,000		146,181	13.337
06 Apr 2021 - 06 Apr 2021	HONGSENG	RADIANCE DYNASTY SDN. BHD. [SSH]	5,000		146,181	13.337
07 Apr 2021 - 08 Apr 2021	HSL	DATO YU CHEE HOE [DIR/CEO]	12		343,281	62.47
05 Apr 2021 - 06 Apr 2021	HSL	DATO YU CHEE HOE [DIR/CEO]	6		343,269	62.468
01 Apr 2021 - 02 Apr 2021	HSL	DATO YU CHEE HOE [DIR/CEO]	50		343,263	62.467
07 Apr 2021 - 08 Apr 2021	HSL	DATO YU CHEE HOE [SSH]	12		22,014	62.47
05 Apr 2021 - 06 Apr 2021	HSL	DATO YU CHEE HOE [SSH]	6		22,002	62.468
01 Apr 2021 - 02 Apr 2021	HSL	DATO YU CHEE HOE [SSH]	50		21,996	62.467
06 Apr 2021 - 08 Apr 2021	IBHD	SUMUR VENTURES SDN BHD [SSH]	1,564		717,132	64.111
01 Apr 2021 - 01 Apr 2021	IBHD	SUMUR VENTURES SDN BHD [SSH]	146		715,568	63.971
06 Apr 2021 - 08 Apr 2021	IBHD	SUMURWANG SDN BHD [SSH]	1,564		631,542	56.458
01 Apr 2021 - 01 Apr 2021	IBHD	SUMURWANG SDN BHD [SSH]	146		629,978	56.318
06 Apr 2021 - 08 Apr 2021	IBHD	TAN SRI LIM KIM HONG [DIR/CEO]	2,717		743,763	66.491
01 Apr 2021 - 01 Apr						



Notice Period is (04 Apr 2021 - 10 Apr 2021)

Effective Change Date	Stock Name	Buyer/ Seller Name [Classification]	Bought / (Sold) ['000]		No. of Shares After Trade ['000]	
			Total	% Held	Total	% Held
05 Apr 2021 - 06 Apr 2021	KSENG	DATO' HO CHENG CHONG @ HO KIAN HOCK [DIR/CEO]	103		127,030	35.355
05 Apr 2021 - 06 Apr 2021	KSENG	DATO' HO CHENG CHONG @ HO KIAN HOCK [SSH]	103		127,030	35.355
05 Apr 2021 - 06 Apr 2021	KSENG	HO YEOW KOON & SONS PTE LTD [SSH]	103		79,318	22.076
05 Apr 2021 - 06 Apr 2021	KSENG	MR HO KIM SWEE @ HO KIAN GUAN [DIR/CEO]	103		126,526	35.215
05 Apr 2021 - 06 Apr 2021	KSENG	MR HO KIM SWEE @ HO KIAN GUAN [SSH]	103		126,526	35.215
06 Apr 2021 - 06 Apr 2021	LBICAP	DATIN LOW WEE CHIN [DIR/CEO]	350		58,728	56.41
06 Apr 2021 - 07 Apr 2021	LBICAP	DATIN LOW WEE CHIN [DIR/CEO]	-260		100	0.25
02 Apr 2021 - 05 Apr 2021	LBICAP	DATIN LOW WEE CHIN [DIR/CEO]	-410		360	0.91
06 Apr 2021 - 06 Apr 2021	LBICAP	DATIN LOW WEE CHIN [SSH]	350		58,728	56.41
06 Apr 2021 - 06 Apr 2021	LBICAP	DATO' NG CHIN HENG [DIR/CEO]	350		58,728	56.41
06 Apr 2021 - 07 Apr 2021	LBICAP	DATO' NG CHIN HENG [DIR/CEO]	-260		100	0.25
02 Apr 2021 - 05 Apr 2021	LBICAP	DATO' NG CHIN HENG [DIR/CEO]	-410		360	0.91
06 Apr 2021 - 06 Apr 2021	LBICAP	DATO' NG CHIN HENG [SSH]	350		58,728	56.41
06 Apr 2021 - 06 Apr 2021	LBICAP	MR RAYMOND NG YEW FOONG [DIR/CEO]	350		58,728	56.41
06 Apr 2021 - 07 Apr 2021	LBICAP	MR RAYMOND NG YEW FOONG [DIR/CEO]	-260		100	0.25
02 Apr 2021 - 05 Apr 2021	LBICAP	MR RAYMOND NG YEW FOONG [DIR/CEO]	-410		360	0.91
06 Apr 2021 - 06 Apr 2021	LBICAP	MR RAYMOND NG YEW FOONG [SSH]	350		58,728	56.41
06 Apr 2021 - 06 Apr 2021	LITRAK	EMPLOYEES PROVIDENT FUND BOARD [SSH]	138		33,119	6.215
02 Apr 2021 - 02 Apr 2021	LITRAK	EMPLOYEES PROVIDENT FUND BOARD [SSH]	298		32,980	6.189
01 Apr 2021 - 01 Apr 2021	LITRAK	EMPLOYEES PROVIDENT FUND BOARD [SSH]	500		32,682	6.133
31 Mar 2021 - 31 Mar 2021	LITRAK	EMPLOYEES PROVIDENT FUND BOARD [SSH]	211		32,182	6.04
08 Apr 2021 - 08 Apr 2021	LKL	MR LIM KON LIAN [DIR/CEO]	-745		311	0.06
01 Apr 2021 - 01 Apr 2021	MALAKOF	KUMPULAN WANG PERSARAAN (DIPERBADANKAN) ("KWAP") [SSH]			449,743	9.202
05 Apr 2021 - 05 Apr 2021	MALPAC	MR LIM HONG LIANG [DIR/CEO]	42		18,330	24.441
01 Apr 2021 - 01 Apr 2021	MALPAC	MR LIM HONG LIANG [DIR/CEO]	32		18,288	24.385
05 Apr 2021 - 05 Apr 2021	MALPAC	MR LIM HONG LIANG [SSH]	42		18,330	24.441
01 Apr 2021 - 01 Apr 2021	MALPAC	MR LIM HONG LIANG [SSH]	32		18,288	24.385
02 Apr 2021 - 02 Apr 2021	MAYBANK	AMANAHRAYA TRUSTEES BERHAD - AMANAH SAHAM BUMIPUTERA [SSH]	-3,264		3,999,456	35.04
01 Apr 2021 - 01 Apr 2021	MAYBANK	AMANAHRAYA TRUSTEES BERHAD - AMANAH SAHAM BUMIPUTERA [SSH]	-1,891		4,002,720	35.069
01 Apr 2021 - 01 Apr 2021	MAYBANK	EMPLOYEES PROVIDENT FUND BOARD [SSH]	654		1,608,928	14.096
07 Apr 2021 - 07 Apr 2021	MAYBANK	KUMPULAN WANG PERSARAAN (DIPERBADANKAN) ("KWAP") [SSH]			575,322	5.04
01 Apr 2021 - 01 Apr 2021	MAYBANK	KUMPULAN WANG PERSARAAN (DIPERBADANKAN) ("KWAP") [SSH]			575,284	5.04
07 Apr 2021 - 07 Apr 2021	MAYBANK	PERMODALAN NASIONAL BERHAD [SSH]	-800		827,446	7.249
07 Apr 2021 - 07 Apr 2021	MAYBANK	YAYASAN PELABURAN BUMIPUTERA ("YPB") [SSH]	-800		827,446	7.249
05 Apr 2021 - 07 Apr 2021	MAYBANK	BANK PEMBANGUNAN MALAYSIA BERHAD [SSH]	-10,000		107,721	10.772
01 Apr 2021 - 02 Apr 2021	MAYBANK	BANK PEMBANGUNAN MALAYSIA BERHAD [SSH]	-5,579		117,721	11.772
31 Mar 2021 - 31 Mar 2021	MBMR	EMPLOYEES PROVIDENT FUND BOARD [SSH]			34,904	8.929
05 Apr 2021 - 05 Apr 2021	MERCURY	DATO' TIONG KWING HEE [DIR/CEO]	-1,000		6,040	15.032
05 Apr 2021 - 05 Apr 2021	MERCURY	DATO' TIONG KWING HEE [SSH]	-1,000		5,981	15.032
05 Apr 2021 - 05 Apr 2021	MERCURY	MR CHONG WEI KEONG [SSH]	4,018		4,018	9.091
02 Apr 2021 - 02 Apr 2021	MESTRON	MR NG KIM CHEONG [DIR/CEO]	36		36	0.004
07 Apr 2021 - 07 Apr 2021	MICROLN	MR MONTEIRO GERARD CLAIR [DIR/CEO]	30		6,484	2.687
01 Apr 2021 - 01 Apr 2021	MICROLN	MR MONTEIRO GERARD CLAIR [DIR/CEO]	6		6,454	2.675
07 Apr 2021 - 08 Apr 2021	MICROLN	OMESTI BERHAD [SSH]	115		125,229	51.9
05 Apr 2021 - 05 Apr 2021	MICROLN	OMESTI BERHAD [SSH]	200		125,114	51.852
07 Apr 2021 - 08 Apr 2021	MICROLN	OMESTI HOLDINGS BERHAD [SSH]	115		125,229	51.9
05 Apr 2021 - 05 Apr 2021	MICROLN	OMESTI HOLDINGS BERHAD [SSH]	200		125,114	51.852
07 Apr 2021 - 07 Apr 2021	MINETEC	DATIN FERIDAH BINTI BUJANG ISMAIL [DIR/CEO]	150		150	0.013
08 Apr 2021 - 08 Apr 2021	MINETEC	DATO' AWANG DAUD BIN AWANG PUTERA [DIR/CEO]	1,830		306,022	26.26
07 Apr 2021 - 07 Apr 2021	MINETEC	DATO' AWANG DAUD BIN AWANG PUTERA [DIR/CEO]	2,900		304,192	26.103
06 Apr 2021 - 06 Apr 2021	MINETEC	DATO' AWANG DAUD BIN AWANG PUTERA [DIR/CEO]	2,800		300,650	25.8
08 Apr 2021 - 08 Apr 2021	MINETEC	DATO' AWANG DAUD BIN AWANG PUTERA [SSH]	1,830		306,022	26.26
07 Apr 2021 - 07 Apr 2021	MINETEC	DATO' AWANG DAUD BIN AWANG PUTERA [SSH]	2,900		304,192	26.103
06 Apr 2021 - 06 Apr 2021	MINETEC	DATO' AWANG DAUD BIN AWANG PUTERA [SSH]	2,800		300,650	25.8
06 Apr 2021 - 06 Apr 2021	MISC	EMPLOYEES PROVIDENT FUND BOARD [SSH]	-1,000		498,792	11.17
02 Apr 2021 - 02 Apr 2021	MISC	EMPLOYEES PROVIDENT FUND BOARD [SSH]			499,792	11.2
01 Apr 2021 - 01 Apr 2021	MISC	EMPLOYEES PROVIDENT FUND BOARD [SSH]	-490		499,792	11.2
31 Mar 2021 - 31 Mar 2021	MISC	EMPLOYEES PROVIDENT FUND BOARD [SSH]	188		500,282	11.21
06 Apr 2021 - 06 Apr 2021	MSNIAGA	SHAPADU CAPITAL SDN. BHD. [SSH]	54		13,970	23.129
05 Apr 2021 - 05 Apr 2021	MSNIAGA	SHAPADU CAPITAL SDN. BHD. [SSH]	10		13,917	23.04
08 Apr 2021 - 08 Apr 2021	MUDA	ASIA FILE CORPORATION BHD [SSH]	180		62,084	20.352
06 Apr 2021 - 07 Apr 2021	MUDA	ASIA FILE CORPORATION BHD [SSH]	89		61,903	20.293
08 Apr 2021 - 08 Apr 2021	MUDA	DATIN KHOO SAW SIM [SSH]	180		62,084	20.352
06 Apr 2021 - 07 Apr 2021	MUDA	DATIN KHOO SAW SIM [SSH]	89		61,903	20.293
08 Apr 2021 - 08 Apr 2021	MUDA	DATO' LIM SOON HUAT [SSH]	180		64,601	21.177
06 Apr 2021 - 07 Apr 2021	MUDA	DATO' LIM SOON HUAT [SSH]	89		64,421	21.118
08 Apr 2021 - 08 Apr 2021	MUDA	PRESTIGE ELEGANCE (M) SDN BHD [SSH]	180		62,084	20.352
06 Apr 2021 - 07 Apr 2021	MUDA	PRESTIGE ELEGANCE (M) SDN BHD [SSH]	89		61,903	20.293
01 Apr 2021 - 01 Apr 2021	MUH	MADAM CHEONG CHEW YOON [SSH]	18		17,611	31.214
01 Apr 2021 - 01 Apr 2021	MUH	MR ANG KIM CHENG @ ANG TENG KOK [DIR/CEO]	18		17,636	31.259
01 Apr 2021 - 01 Apr 2021	MUH	MR ANG KIM CHENG @ ANG TENG KOK [SSH]	18		17,636	31.259
05 Apr 2021 - 07 Apr 2021	MUHIHAB	FIL LIMITED AND PANDANUS PARTNERS L.P. [SSH]	973		41,946	8.676
06 Apr 2021 - 06 Apr 2021	MYEG	EMPLOYEES PROVIDENT FUND BOARD [SSH]	-584		263,890	7.304
05 Apr 2021 - 05 Apr 2021	MYEG	EMPLOYEES PROVIDENT FUND BOARD [SSH]	-470		264,474	7.321
02 Apr 2021 - 02 Apr 2021	MYEG	EMPLOYEES PROVIDENT FUND BOARD [SSH]	-1,469		264,944	7.334
01 Apr 2021 - 01 Apr 2021	MYEG	EMPLOYEES PROVIDENT FUND BOARD [SSH]	200		266,413	7.374
31 Mar 2021 - 31 Mar 2021	MYEG	EMPLOYEES PROVIDENT FUND BOARD [SSH]	830		266,213	7.369
07 Apr 2021 - 07 Apr 2021	MYEG	KUMPULAN WANG PERSARAAN (DIPERBADANKAN) [SSH]	1,000		227,342	6.292
06 Apr 2021 - 06 Apr 2021	MYEG	KUMPULAN WANG PERSARAAN (DIPERBADANKAN) [SSH]	-251		226,342	6.265
05 Apr 2021 - 05 Apr 2021	MYEG	KUMPULAN WANG PERSARAAN (DIPERBADANKAN) [SSH]	-444		226,593	6.272
02 Apr 2021 - 02 Apr 2021	MYEG	KUMPULAN WANG PERSARAAN (DIPERBADANKAN) [SSH]	-446		227,037	6.284
01 Apr 2021 - 01 Apr 2021	MYEG	KUMPULAN WANG PERSARAAN (DIPERBADANKAN) [SSH]			227,483	6.296
06 Apr 2021 - 06 Apr 2021	NESTLE	EMPLOYEES PROVIDENT FUND BOARD [SSH]	64		20,395	8.697
05 Apr 2021 - 05 Apr 2021	NESTLE	EMPLOYEES PROVIDENT FUND BOARD [SSH]	14		20,332	8.67
02 Apr 2021 - 02 Apr 2021	NESTLE	EMPLOYEES PROVIDENT FUND BOARD [SSH]	7		20,318	8.664
01 Apr 2021 - 01 Apr 2021	NESTLE	EMPLOYEES PROVIDENT FUND BOARD [SSH]	18		20,311	8.661
31 Mar 2021 - 31 Mar 2021	NESTLE	EMPLOYEES PROVIDENT FUND BOARD [SSH]	93		20,293	8.654
02 Apr 2021 - 06 Apr 2021	NGGB	DATO' GAN KONG HIOK [SSH]	4,215		113,262	16.552
06 Apr 2021 - 06 Apr 2021	NGGB	LING SIEW LUAN [SSH]	-10,227		38,135	5.572
06 Apr 2021 - 06 Apr 2021	NTPM	DR TEOK TEH TOE [DIR/CEO]	100		8,600	
29 Mar 2021 - 29 Mar 2021	NWP	SEPAH HEIGHTS SDN. BHD. [SSH]	-3,000			
05 Apr 2021 - 05 Apr 2021	OCK	EMPLOYEES PROVIDENT FUND BOARD [SSH]	71		77,324	7.333
31 Mar 2021 - 31 Mar 2021	OCK	EMPLOYEES PROVIDENT FUND BOARD [SSH]	882		77,252	7.326
01 Apr 2021 - 01 Apr 2021	OMESTI-PB	DATO' SRI THONG KOK KHEE [DIR/CEO]	11,235		11,235	10.555
01 Apr 2021 - 01 Apr 2021	OMESTI-PB	DATO' JAGANATH DEREK STEVEN SABAPATHY [DIR/CEO]	774		774	0.727
01 Apr 2021 - 01 Apr 2021	OMESTI-PB	DATO' MAH SIEW KWOK [DIR/CEO]	19,689		19,689	18.497
01 Apr 2021 - 01 Apr 2021	OMESTI-PB	MISS MAH XIAN-ZHEN [DIR/CEO]	1,947		1,947	1.829
01 Apr 2021 - 01 Apr 2021	OMESTI-PB	MR CHIA YONG WEI [DIR/CEO]	97		97	0.09
01 Apr 2021 - 01 Apr 2021	OMESTI-PB	MR MONTEIRO GERARD CLAIR [DIR/CEO]	19,957		19,957	18.749
01 Apr 2021 - 01 Apr 2021	OMESTI-WC	DATO' SRI THONG KOK KHEE [DIR/CEO]	26,215		26,215	10.555
01 Apr 2021 - 01 Apr 2021	OMESTI-WC	DATO' JAGANATH DEREK STEVEN SABAPATHY [DIR/CEO]	1,806		1,806	0.727
01 Apr 2021 - 01 Apr 2021	OMESTI-WC	DATO' MAH SIEW KWOK [DIR/CEO]	45,940		45,940	18.497
01 Apr 2021 - 01 Apr 2021	OMESTI-WC	MISS MAH XIAN-ZHEN [DIR/CEO]	4,543		4,543	1.829
01 Apr 2021 - 01 Apr 2021	OMESTI-WC	MONTEIRO GERARD CLAIR [DIR/CEO]	46,566		46,566	18.749
01 Apr 2021 - 01 Apr 2021	OMESTI-WC	MR CHIA YONG WEI [DIR/CEO]	225		225	0.09
01 Apr 2021 - 01 Apr 2021	OPTIMAX	TAN SRI DATO' TAN BOON HOCK [DIR/CEO]	-1,252		153,319	56.784
30 Mar 2021 - 31 Mar 2021	OPTIMAX	TAN SRI DATO' TAN BOON HOCK [DIR/CEO]	-12,565		154,571	57.248
01 Apr 2021 - 01 Apr 2021	OPTIMAX	TAN SRI DATO' TAN BOON HOCK [SSH]	-1,252		153,319	56.784
30 Mar 2021 - 31 Mar 2021	OPTIMAX	TAN SRI DATO' TAN BOON HOCK [SSH]	-12,565		154,571	57.248
05 Apr 2021 - 05 Apr 2021	PA	DATO' WANG SZE YAO @ WANG MING WAY [DIR/CEO]	50		19,141	1.604
06 Apr 2021 - 06 Apr 2021	PANTECH	EMPLOYEES PROVIDENT FUND BOARD [SSH]	-878		40,775	5.431
31 Mar 2021 - 31 Mar 2021	PANTECH	EMPLOYEES PROVIDENT FUND BOARD [SSH]	-1,081		2,865,358	14.76
06 Apr 2021 - 06 Apr 2021	PBBANK	EMPLOYEES PROVIDENT FUND BOARD [SSH]	2,267		2,867,209	14.77
05 Apr 2021 - 05 Apr 2021	PBBANK	EMPLOYEES PROVIDENT FUND BOARD [SSH]	-416		2,864,941	14.76
02 Apr 2021 - 02 Apr 2021	PBBANK	EMPLOYEES PROVIDENT FUND BOARD [SSH]	-1,081		2,865,358	14.76
01 Apr 2021 - 01 Apr 2021	PBBANK	EMPLOYEES PROVIDENT FUND BOARD [SSH]	-1,740		2,866,439	14.77
31 Mar 2021 - 31 Mar 2021	PBBANK	EMPLOYEES PROVIDENT FUND BOARD [SSH]	3,226		2,868,179	14.78
07 Apr 2021 - 07 Apr 2021	PCCS	MADAM TAN KWEE KEE [SSH]	120		97,846	45.974

Notice Period is (04 Apr 2021 - 10 Apr 2021)

Effective Change Date	Stock Name	Buyer/ Seller Name [Classification]	Bought / (Sold) ['000]		No. of Shares After Trade ['000]	
			Total	% Held	Total	% Held
07 Apr 2021 - 07 Apr 2021	PCCS	MR CHAN CHOO SING [DIR/CEO]	2,232		97,846	45.974
07 Apr 2021 - 07 Apr 2021	PCCS	MR CHAN CHOO SING [SSH]	2,232		97,846	45.974
07 Apr 2021 - 07 Apr 2021	PCCS	MR CHAN WEE KIANG [DIR/CEO]	100		100	0.047
07 Apr 2021 - 07 Apr 2021	PCCS	MR CHAN WEE KIANG [DIR/CEO]	100		90,260	42.409
07 Apr 2021 - 07 Apr 2021	PCCS	MR CHAN WEE KIANG [SSH]	100		90,260	42.409
07 Apr 2021 - 07 Apr 2021	PCCS	MR PIONG YEW PENG [DIR/CEO]	50		50	0.023



Notice Period is (04 Apr 2021 - 10 Apr 2021)

Effective Change Date	Stock Name	Buyer/ Seller Name [Classification]	Bought / (Sold) / No. of Shares After Trade ['000]		
			Total	Total	% Held
01 Apr 2021 - 02 Apr 2021	TAFI	CHUA LEE SENG [SSH]	-242	4,293	5.543
05 Apr 2021 - 06 Apr 2021	TAKAFUL	EMPLOYEES PROVIDENT FUND BOARD [SSH]	6	43,204	5.17
05 Apr 2021 - 05 Apr 2021	TAKAFUL	EMPLOYEES PROVIDENT FUND BOARD [SSH]	50	43,197	5.169
01 Apr 2021 - 01 Apr 2021	TAKAFUL	EMPLOYEES PROVIDENT FUND BOARD [SSH]	4	43,147	5.194
05 Apr 2021 - 05 Apr 2021	TAWIN	ASIA CAPITAL ASSETS LIMITED [SSH]	6,000	44,172	5.596
07 Apr 2021 - 08 Apr 2021	TAWIN	ASIA POLY HOLDINGS BERHAD [SSH]	2,600	55,600	6.981
05 Apr 2021 - 05 Apr 2021	TAWIN	DATO' SRI NGU TIENG UNG JP [DIR/CEO]	6,000	103,310	13.087
05 Apr 2021 - 05 Apr 2021	TAWIN	DATO' SRI NGU TIENG UNG JP [DIR/CEO]	-6,000	50,928	58.711
02 Apr 2021 - 02 Apr 2021	TAWIN	DATO' SRI NGU TIENG UNG JP [DIR/CEO]	3,386	97,310	12.327
05 Apr 2021 - 05 Apr 2021	TAWIN	DATO' SRI NGU TIENG UNG JP [SSH]	6,000	103,310	13.087
02 Apr 2021 - 02 Apr 2021	TAWIN	DATO' SRI NGU TIENG UNG JP [SSH]	3,386	97,310	12.327
07 Apr 2021 - 08 Apr 2021	TAWIN	DATO' YEO BOON LEONG JP [DIR/CEO]	2,600	98,314	12.344
07 Apr 2021 - 08 Apr 2021	TAWIN	DATO' YEO BOON LEONG JP [SSH]	2,600	98,314	12.344
05 Apr 2021 - 05 Apr 2021	TAWIN	TIMUR ENTERPRISE SDN. BHD. [SSH]	6,000	44,172	5.596
05 Apr 2021 - 06 Apr 2021	TCHONG	DATO' (DR) KHOR SWEE WAH @ KOH BEE LENG [DIR/CEO]	45	321,868	49.354
05 Apr 2021 - 06 Apr 2021	TCHONG	DATO' TAN HENG CHEW [DIR/CEO]	45	321,868	49.354
05 Apr 2021 - 06 Apr 2021	TCHONG	DATO' TAN HENG CHEW [SSH]	45	307,308	47.121
01 Apr 2021 - 01 Apr 2021	TENAGA	KUMPULAN WANG PERSARAAN (DIPERBADANKAN) [SSH]	1,000	416,297	7.29
06 Apr 2021 - 06 Apr 2021	TIMECOM	EMPLOYEES PROVIDENT FUND BOARD [SSH]	-21	70,668	11.695
05 Apr 2021 - 05 Apr 2021	TIMECOM	EMPLOYEES PROVIDENT FUND BOARD [SSH]	-11	70,689	11.698
02 Apr 2021 - 02 Apr 2021	TIMECOM	EMPLOYEES PROVIDENT FUND BOARD [SSH]	-24	70,700	11.7
01 Apr 2021 - 01 Apr 2021	TIMECOM	EMPLOYEES PROVIDENT FUND BOARD [SSH]	-475	70,724	11.704
31 Mar 2021 - 31 Mar 2021	TIMECOM	EMPLOYEES PROVIDENT FUND BOARD [SSH]	-18	71,199	11.783
01 Apr 2021 - 01 Apr 2021	TIMECOM	KUMPULAN WANG PERSARAAN (DIPERBADANKAN) ("KWAP") [SSH]		33,930	5.615
05 Apr 2021 - 05 Apr 2021	TIMECOM	MR PATRICK CORSO [DIR/CEO]	450	179,059	29.61
05 Apr 2021 - 05 Apr 2021	TIMECOM	MR PATRICK CORSO [SSH]	450	179,059	29.61
06 Apr 2021 - 06 Apr 2021	TM	EMPLOYEE PROVIDENT FUND BOARD (EPF BOARD) [SSH]	578	660,682	17.508
02 Apr 2021 - 02 Apr 2021	TM	EMPLOYEE PROVIDENT FUND BOARD (EPF BOARD) [SSH]	100	660,104	17.492
01 Apr 2021 - 01 Apr 2021	TM	EMPLOYEE PROVIDENT FUND BOARD (EPF BOARD) [SSH]	2,888	660,004	17.49
31 Mar 2021 - 31 Mar 2021	TM	EMPLOYEE PROVIDENT FUND BOARD (EPF BOARD) [SSH]	1,537	657,116	17.413
07 Apr 2021 - 07 Apr 2021	TM	KUMPULAN WANG PERSARAAN (DIPERBADANKAN) [SSH]	194	344,558	9.13
06 Apr 2021 - 06 Apr 2021	TM	KUMPULAN WANG PERSARAAN (DIPERBADANKAN) [SSH]	-200	344,363	9.125
01 Apr 2021 - 01 Apr 2021	TM	KUMPULAN WANG PERSARAAN (DIPERBADANKAN) [SSH]		344,563	9.13
06 Apr 2021 - 06 Apr 2021	TOPGLOV	EMPLOYEES PROVIDENT FUND BOARD [SSH]	721	504,563	6.304
01 Apr 2021 - 01 Apr 2021	TOPGLOV	EMPLOYEES PROVIDENT FUND BOARD [SSH]	-175	503,842	6.295
31 Mar 2021 - 31 Mar 2021	TOPGLOV	EMPLOYEES PROVIDENT FUND BOARD [SSH]	2,618	504,017	6.297
31 Mar 2021 - 31 Mar 2021	TSH	EMPLOYEES PROVIDENT FUND BOARD [SSH]	-420	107,444	7.785
09 Apr 2021 - 09 Apr 2021	TSH	TAN AIK PEN [DIR/CEO]	300	217,449	15.755
08 Apr 2021 - 08 Apr 2021	TSH	TAN AIK PEN [DIR/CEO]	200	217,149	15.733
07 Apr 2021 - 07 Apr 2021	TSH	TAN AIK PEN [DIR/CEO]	200	216,949	15.719
06 Apr 2021 - 06 Apr 2021	TSH	TAN AIK PEN [DIR/CEO]	250	216,749	15.704
05 Apr 2021 - 05 Apr 2021	TSH	TAN AIK PEN [DIR/CEO]	200	216,499	15.686
08 Apr 2021 - 08 Apr 2021	TSH	TAN AIK PEN [SSH]	200	217,149	15.733
07 Apr 2021 - 07 Apr 2021	TSH	TAN AIK PEN [SSH]	200	216,949	15.719
06 Apr 2021 - 06 Apr 2021	TSH	TAN AIK PEN [SSH]	250	216,749	15.704
05 Apr 2021 - 05 Apr 2021	TSH	TAN AIK PEN [SSH]	200	216,499	15.686
02 Apr 2021 - 02 Apr 2021	TSH	TAN AIK PEN [SSH]	300	216,299	15.672
06 Apr 2021 - 06 Apr 2021	TTV	MADAM JENNIE TAN YEN-LI [DIR/CEO]	77	11,584	3.02
06 Apr 2021 - 06 Apr 2021	TTV	MR GOON KOON YIN [DIR/CEO]	694	115,767	30.19
06 Apr 2021 - 06 Apr 2021	TTV	MR GOON KOON YIN [SSH]	694	104,183	30.19
06 Apr 2021 - 06 Apr 2021	TTV	MR WONG YIH HSOW [DIR/CEO]	617	104,183	27.17
06 Apr 2021 - 06 Apr 2021	TTV	MR WONG YIH HSOW [SSH]	617	104,183	27.17
05 Apr 2021 - 05 Apr 2021	UMW	EMPLOYEES PROVIDENT FUND BOARD [SSH]	-51	151,346	12.954
02 Apr 2021 - 02 Apr 2021	UMW	EMPLOYEES PROVIDENT FUND BOARD [SSH]	186	151,397	12.959

Notice Period is (04 Apr 2021 - 10 Apr 2021)

Effective Change Date	Stock Name	Buyer/ Seller Name [Classification]	Bought / (Sold) / No. of Shares After Trade ['000]		
			Total	Total	% Held
07 Apr 2021 - 07 Apr 2021	UMW	KUMPULAN WANG PERSARAAN (DIPERBADANKAN) (KWAP) [SSH]	468	93,862	8.034
06 Apr 2021 - 06 Apr 2021	UMW	KUMPULAN WANG PERSARAAN (DIPERBADANKAN) (KWAP) [SSH]	673	93,394	7.994
05 Apr 2021 - 05 Apr 2021	UMW	KUMPULAN WANG PERSARAAN (DIPERBADANKAN) (KWAP) [SSH]	119	92,721	7.936
02 Apr 2021 - 02 Apr 2021	UMW	KUMPULAN WANG PERSARAAN (DIPERBADANKAN) (KWAP) [SSH]	777	92,603	7.926
05 Apr 2021 - 05 Apr 2021	UNISEM	MR ALEXANDER CHIA JHET-WERN [DIR/CEO]	6,000	6,000	
05 Apr 2021 - 05 Apr 2021	UNISEM	MR JOHN CHIA SIN TET [DIR/CEO]	88,236	88,236	
05 Apr 2021 - 05 Apr 2021	UNISEM	MR JOHN CHIA SIN TET [SSH]	88,236	88,236	
06 Apr 2021 - 06 Apr 2021	UTDPLT	EMPLOYEES PROVIDENT FUND BOARD [SSH]	-80	55,711	13.431
05 Apr 2021 - 05 Apr 2021	UTDPLT	EMPLOYEES PROVIDENT FUND BOARD [SSH]	-78	55,790	13.45
02 Apr 2021 - 02 Apr 2021	UTDPLT	EMPLOYEES PROVIDENT FUND BOARD [SSH]	-46	55,869	13.469
31 Mar 2021 - 31 Mar 2021	UTDPLT	EMPLOYEES PROVIDENT FUND BOARD [SSH]	-41	55,914	13.48
02 Apr 2021 - 02 Apr 2021	UWC	EMPLOYEES PROVIDENT FUND BOARD [SSH]	-2,361		
01 Apr 2021 - 01 Apr 2021	UWC	EMPLOYEES PROVIDENT FUND BOARD [SSH]	-1,307	57,042	5.183
31 Mar 2021 - 31 Mar 2021	UWC	EMPLOYEES PROVIDENT FUND BOARD [SSH]	-242	58,350	5.301
06 Apr 2021 - 06 Apr 2021	VOLCANO	DATUK CHNG HUAT SENG [DIR/CEO]	-7,000	28,000	16.97
06 Apr 2021 - 06 Apr 2021	VOLCANO	DATUK CHNG HUAT SENG [SSH]	-7,000	28,000	16.97
06 Apr 2021 - 06 Apr 2021	VOLCANO	MISS HING POE PYNG [DIR/CEO]	280	280	0.17
06 Apr 2021 - 06 Apr 2021	VOLCANO	MISS WONG WAN CHIN [DIR/CEO]	550	550	0.33
06 Apr 2021 - 06 Apr 2021	VOLCANO	MR GAN YEW THIAM [DIR/CEO]	-14,000	21,000	12.73
06 Apr 2021 - 06 Apr 2021	VOLCANO	MR GAN YEW THIAM [SSH]	-14,000	21,000	12.73
06 Apr 2021 - 06 Apr 2021	VOLCANO	MR KHOO BOO WUI [DIR/CEO]	-3,500	21,000	12.73
06 Apr 2021 - 06 Apr 2021	VOLCANO	MR KHOO BOO WUI [SSH]	-3,500	21,000	12.73
06 Apr 2021 - 06 Apr 2021	VOLCANO	MR TAN YEN YEW [DIR/CEO]	50	50	0.03
06 Apr 2021 - 06 Apr 2021	VOLCANO	MR YEAP GUAN SENG [DIR/CEO]	-10,500	10,500	6.36
06 Apr 2021 - 06 Apr 2021	VOLCANO	MR YEAP GUAN SENG [SSH]	-10,500	10,500	6.36
06 Apr 2021 - 06 Apr 2021	VS	KUMPULAN WANG PERSARAAN [SSH]	-394	171,766	9.125
02 Apr 2021 - 02 Apr 2021	VS	MR CHONG CHIN SIONG [DIR/CEO]	-100	400	0.021
01 Apr 2021 - 01 Apr 2021	WEGMANS	MR KEK WEE BENG [SSH]	33,354	51,361	9.338
01 Apr 2021 - 01 Apr 2021	WEGMANS	MR SEE BENG YEAW [SSH]	33,354	33,354	6.064
31 Mar 2021 - 31 Mar 2021	WIDAD	TAN SRI MUHAMMAD IKMAL OPAT BIN ABDULLAH [SSH]	5,300	1,467,864	53.641
31 Mar 2021 - 31 Mar 2021	WPRTS	EMPLOYEES PROVIDENT FUND BOARD [SSH]	126	224,005	6.569
01 Apr 2021 - 01 Apr 2021	WPRTS	KUMPULAN WANG PERSARAAN (DIPERBADANKAN) [SSH]	104	189,588	5.56
01 Apr 2021 - 01 Apr 2021	YB	GUNUNG RESOURCES SDN BHD [SSH]	13,300	33,250	13.751
08 Apr 2021 - 08 Apr 2021	YB	MISS LIM LEE WHENG [SSH]	20	37,308	15.429
01 Apr 2021 - 01 Apr 2021	YB	MISS LIM LEE WHENG [SSH]	14,915	37,288	15.421
08 Apr 2021 - 08 Apr 2021	YB	MR AU YEE BOON [DIR/CEO]	20	37,308	15.429
01 Apr 2021 - 01 Apr 2021	YB	MR AU YEE BOON [DIR/CEO]	14,915	37,288	15.421
08 Apr 2021 - 08 Apr 2021	YB	MR AU YEE BOON [SSH]	20	37,308	15.429
01 Apr 2021 - 01 Apr 2021	YB	MR AU YEE BOON [SSH]	14,915	37,288	15.421
01 Apr 2021 - 01 Apr 2021	YB	MR LEE BOON SIONG [DIR/CEO]	332	830	0.343
01 Apr 2021 - 01 Apr 2021	YB	MR TAN EIK HUANG [DIR/CEO]	560	1,400	0.579
01 Apr 2021 - 01 Apr 2021	YB	TECHBASE SOLUTION SDN BHD [SSH]	6,380	15,950	6.596
07 Apr 2021 - 07 Apr 2021	YBS	MUSHARAKA TECH VENTURE SDN BHD [SSH]	-100	25,224	10.291
06 Apr 2021 - 06 Apr 2021	YINSON	EMPLOYEES PROVIDENT FUND BOARD [SSH]	-90	161,534	15.163
05 Apr 2021 - 05 Apr 2021	YINSON	EMPLOYEES PROVIDENT FUND BOARD [SSH]	22	161,623	15.172
02 Apr 2021 - 02 Apr 2021	YINSON	EMPLOYEES PROVIDENT FUND BOARD [SSH]	-2,361	161,602	15.17
01 Apr 2021 - 01 Apr 2021	YINSON	EMPLOYEES PROVIDENT FUND BOARD [SSH]	171	161,592	15.169
31 Mar 2021 - 31 Mar 2021	YINSON	EMPLOYEES PROVIDENT FUND BOARD [SSH]	58	161,421	15.153
07 Apr 2021 - 07 Apr 2021	YINSON	KUMPULAN WANG PERSARAAN (DIPERBADANKAN) [SSH]	-184	105,144	9.87
06 Apr 2021 - 06 Apr 2021	YINSON	KUMPULAN WANG PERSARAAN (DIPERBADANKAN) [SSH]	17	105,328	9.887
05 Apr 2021 - 05 Apr 2021	YINSON	KUMPULAN WANG PERSARAAN (DIPERBADANKAN) [SSH]	24	105,311	9.885
01 Apr 2021 - 02 Apr 2021	YPSAH	MADAM LEE LING CHIN [DIR/CEO]	35	54,396	38.643
01 Apr 2021 - 02 Apr 2021	YPSAH	MADAM LEE LING CHIN [SSH]	35	54,396	38.643
31 Mar 2021 - 31 Mar 2021	YTLPOWR	EMPLOYEES PROVIDENT FUND BOARD [SSH]	615	470,643	5.809

Disclaimer: The Information in Insider Activity is extracted from [www.shareinvestor.com/fundamental/insider\\_trades](http://www.shareinvestor.com/fundamental/insider_trades). The information on this page is provided as a service to readers. It does not constitute financial advice and/or any investment recommendations. We assume no liability for damages resulting from or arising out of the use of such information. Whilst every effort is made to ensure accuracy, the information presented is not the official record of shareholder filings. Readers are advised to read the original filings on the Bursa Malaysia website at [www.bursamalaysia.com](http://www.bursamalaysia.com)

# SHAREINVESTOR WEBPRO

Stock Market Data At Your Fingertips

Powerful browser-based market analytics platform.  
Access from anywhere

Intrinsic Value Calculator

Consensus Estimates

C2 Charts (Customizable & Comprehensive)

Advance Market Screener

Ownership Tracker

Find out more





## Affin Bank Berhad

On behalf of the Board of Directors of Affin Bank Berhad (**AFFIN**), Affin Hwang Investment Bank Berhad wishes to announce that ABB will be issuing 44,271,315 new ABB Shares pursuant to the 3rd DRP, based on the valid dividend reinvestment forms received by Tricor Investor & Issuing House Services Sdn Bhd, the share registrar of ABB for the 3rd DRP, as at 5.00 p.m. on 8 April 2021, being the last time and date to submit the DRF. The DRP Shares to be issued represent approximately 91.85% of the total number of 48,197,493 new ABB Shares that would have been issued pursuant to the 3rd DRP had all the entitled shareholders of ABB elected to reinvest all their respective interim dividend entitlement into new ABB Shares. Barring any



unforeseen circumstances, the DRP Shares are expected to be listed on the Main Market of Bursa Malaysia Securities Berhad on 20 April 2021.



## AirAsia Group Berhad

On behalf of the Board of AirAsia Group Berhad (**AAB**), RHB Investment Bank wishes to announce that the Company had on 14 April 2021, entered into a share sale and purchase agreement with AIMIA for the proposed acquisition of the remaining 1,665,000 ordinary shares in BigLife, representing 20% of the equity interest in BigLife, from AIMIA for a purchase consideration of RM103,037,500 to be satisfied wholly via the issuance of 85,864,583 new ordinary shares of AAGB at an issue price of RM1.20 per share.



## Malayan Banking Berhad

The Board of Directors of Malayan Banking Berhad (**MAYBANK**) regrets to announce that its 61st Annual General Meeting to be held today, 15 April 2021, will be rescheduled owing to a technical issue in respect of the Remote Participation and Voting Facility provided by Tricor Investor & Issuing House Services Sdn Bhd.



## NextGreen Global Berhad

On behalf of the Board of NextGreen Global Berhad (**NGGB**), TA Securities wishes to announce that the Board had on to-date fixed the issue price for the placement of 11,458,300 Placement Shares at RM0.525 per Placement Share. The Issue Price represents a discount of approximately 9.73% to the 5-day VWAP of Nextgreen Shares up to and including 9 April 2021 of RM0.5816, being the last market day immediately preceding the Price-fixing Date.



## Reach Energy Berhad

Refer to Reach Energy Berhad's (**REACH**) announcements dated 21 January 2021, 25 January 2021 and 15 February 2021 in respect of the administrative case initiated against Emir Oil LLP in connection with the inspection of the Ministry of Energy of the Republic of Kazakhstan for violation of gas dispersion at EO facilities during oil operations. The Board of Directors of Reach Energy Berhad would like to update that EO had resumed its operation on 13 April 2021 upon expiry of 2 months suspension period.



## Salcon Berhad

Pursuant to Paragraph 8.23(2)(e) of the Main Market Listing Requirements of Bursa Malaysia Securities Berhad, Salcon Berhad (**SALCON**) wishes to announce that its subsidiary, Kencana Kesuma Sdn. Bhd. has not provided any loan/advance to any party in relation to money lending activities for the quarter ended 31 March 2021 and no outstanding balances of the same as at 31 March 2021.



## Scanwolf Corporation Berhad

The Board of Directors of Scanwolf Corporation Berhad (**SCANWOLF**) wishes to announce that Messrs Russell Bedford LC & Company was not re-appointed as Auditors of the Company during the Annual General Meeting held on 27 November 2020. Pursuant to Section 271 (2)(b) of the Companies Act 2016, the Board of Directors of Scanwolf wishes to inform that Messrs PKF (AF0911), having consented to act, is appointed as the external auditors of the Company with effect from 14 April 2021.



## Technodex Berhad

On behalf of the Board of Technodex Berhad (**TDEX**), M&A Securities is pleased to announce that, after taking into consideration the relevant facts and circumstances, Bursa Securities has resolved to approve the application for extension of time of six (6) months up to 22 October 2021 to complete the Private Placement vide its letter dated 12 April 2021.



## Over 5 trading days

ShareInvestor WebPro ([www.shareinvestor.com/my](http://www.shareinvestor.com/my))

1. Price > Stock Prices
2. Select Market: NASDAQ / NYSE / IDX / SET / HKEX / SGX (One bourse at a time)
3. select Stocks Tab
4. select Ranking Top Gainers or Top Losers (Over 5 Trading Days)
5. Mouse over Column Layout > select Edit Customs > select Name > select Last Done Price > select 5 Days Change > select 52 Weeks High > select 52 Weeks Low > Mouse Over Column Layout > select Custom

## NASDAQ (USD)

## Top Gainers

Name	Last Done	Change Over 5 Days	52 Weeks High	52 Weeks Low
NVIDIA CORP	645.490	+72.810	628.000	267.110
NOVOCURE LTD	198.830	+66.310	218.090	55.400
TESLA INC	738.850	+55.050	900.400	134.758
MICROSTRATEGY	740.150	+50.030	1,315.000	109.640
THE TRADE DESK INC	735.000	+44.600	972.800	212.500

## Top Losers

Name	Last Done	Change Over 5 Days	52 Weeks High	52 Weeks Low
TIAN RUIXIANG HLDGS LTD	12.370	-81.570	103.870	11.100
WD-40 CO	257.600	-51.920	333.415	155.455
IRHYTHM TECHNOLOGIES INC	90.760	-43.660	286.190	77.430
UPSTART HLDGS INC	110.400	-33.900	165.660	22.610
LAM RESEARCH CORP	649.500	-18.500	669.000	229.690

## NYSE (USD)

## Top Gainers

Name	Last Done	Change Over 5 Days	52 Weeks High	52 Weeks Low
BERKSHIRE HATHAWAY INC	404,789.000	+8788.000	407,750.000	250,926.020
NVR INC	4,844.220	+95.730	4,944.980	2,660.000
METTLER-TOLEDO INTERNATIONAL INC	1,261.960	+55.560	1,271.670	661.320
GRAHAM HOLDINGS CO	654.100	+41.740	640.585	296.385
BOSTON BEER CO INC	1,290.890	+20.780	1,283.185	394.500

## Top Losers

Name	Last Done	Change Over 5 Days	52 Weeks High	52 Weeks Low
TEXAS PACIFIC LAND CORPORATION	1,574.180	-36.110	1,710.500	427.690
SILVERGATE CAPITAL CORPORATION	139.090	-17.910	187.864	9.500
SCOTTS MIRACLE-GRO COMPANY	234.420	-15.740	254.340	108.880
SHOPIFY INC	1,208.340	-14.350	1,499.750	477.110
GAMESTOP CORPORATION	156.440	-13.820	483.000	3.770

## IDX (Rupiah)

## Top Gainers

Name	Last Done	Change Over 5 Days	52 Weeks High	52 Weeks Low
SOLUSI TUNAS PRATAMA TBK.	6,900.000	+1400.000	4,850.000	2,800.000
BANK MASPION INDONESIA TBK.	2,210.000	+1380.000	2,510.000	230.000
BANK JAGO TBK.	11,050.000	+1150.000	11,900.000	704.929
BANK NET INDONESIA SYARIAH TBK.	3,810.000	+1090.000	3,900.000	139.000
WARAN SERI I BANK NET INDONESIA SYARIAH TBK.	3,200.000	+1030.000	3,310.000	50.000

## Top Losers

Name	Last Done	Change Over 5 Days	52 Weeks High	52 Weeks Low
Pabrik Kertas Tjiwi Kimia Tbk.	10,250.000	-1,125.000	17,250.000	3,770.000
Indah Kiat Pulp & Paper Tbk.	9,675.000	-1,025.000	15,550.000	4,850.000
United Tractors Tbk.	21,700.000	-875.000	28,475.000	13,550.000
Harum Energy Tbk.	4,880.000	-720.000	7,675.000	1,160.000
Gudang Garam Tbk.	36,350.000	-700.000	55,000.000	35,600.000

## SET (Thai Baht)

## Top Gainers

Name	Last Done	Change Over 5 Days	52 Weeks High	52 Weeks Low
METCO	318.000	+21.000	340.000	121.000
TOPP	220.000	+20.000	232.000	158.000
GYT	249.000	+14.000	249.000	191.000
FE	198.000	+10.000	226.000	140.500
OHTL	350.000	+10.000	500.000	308.000

## Top Losers

Name	Last Done	Change Over 5 Days	52 Weeks High	52 Weeks Low
SFP	99.750	-23.250	135.000	99.000
AEONTS	216.000	-18.000	276.000	95.750
DELTA	367.000	-12.000	838.000	38.000
KYE	399.000	-7.000	412.000	236.000
KBANK	138.500	-6.500	153.000	70.000

## HKEX (HKD)

## Top Gainers

Name	Last Done	Change Over 5 Days	52 Weeks High	52 Weeks Low
ZAI LAB-SB	1,278.000	+194.000	1,509.000	602.000
BABA-SW	233.800	+10.800	309.400	186.900
ZTO EXPRESS-SW	230.200	+9.400	299.000	202.000
ANTA SPORTS	141.900	+6.700	154.300	61.400
AAC TECH	46.550	+6.150	63.950	35.800

## Top Losers

Name	Last Done	Change Over 5 Days	52 Weeks High	52 Weeks Low
CANSINOBI0-B	271.800	-64.400	450.000	118.000
BILIBILI-SW	801.000	-54.000	888.000	753.000
MEITUAN-W	284.800	-36.000	460.000	96.850
OOIL	107.100	-33.800	153.000	30.100
KUAISHOU-W	240.000	-32.400	417.800	235.000

## SGX (SGD)

## Top Gainers

Name	Last Done	Change Over 5 Days	52 Weeks High	52 Weeks Low
DBS	28.950	+0.250	29.400	18.450
SGX	10.260	+0.230	10.720	7.960
SPH	1.940	+0.170	1.950	0.990
OUE	1.550	+0.160	1.620	1.033
SIA ENGINEERING	2.340	+0.140	2.550	1.600

## Top Losers

Name	Last Done	Change Over 5 Days	52 Weeks High	52 Weeks Low
JMH USD	64.370	-0.630	68.880	37.370
SIA	5.340	-0.350	5.780	3.200
PAN OCEAN	5.200	-0.300	5.500	3.860
SHANGRI-LA HKD	7.510	-0.280	8.990	5.690
AIMS PROPERTY	1.000	-0.250	1.370	1.000