

MALAYSIA Invest

ISSUE
02
FRIDAY
10 APRIL 2020



Scan / Click Me To Register

A free weekly e-Newsletter by SHAREINVESTOR.com



Malaysia's GDP may shrink to a low of -2% in 2020 amid Covid-19 pandemic

02 World Trade set to plunge as COVID-19 pandemic upends global economy

VOLUME DISTRIBUTION CHART

- 03** Shariah Hot Stocks
- 04** Shariah Momentum Up Stocks
- 05** Hot Stocks
- 06** Up Trending Stocks

- 07** COMPANY SPOTLIGHT
- 09** INSIDER MOVES
- 16** LONG COMPANIES
- 17** INVESTOR RELATIONS
- 18** REGIONAL MARKETS



Invest with Knowledge



SI PORTAL.COM SDN BHD (526564-M)
Unit No. DF2-07-03A, Level 7, Persoft Tower, 6B Persiaran Tropicana,
47410 Petaling Jaya, Selangor Darul Ehsa

T (60) 3 7803 1791
F (60) 3 7803 1792
www.shareinvestor.com/my

| BURSA STATION | SHAREINVESTOR STATION | SHAREINVESTOR WEBPRO |
|--|--|--|
| <ul style="list-style-type: none"> ● Malaysian Equities or Derivatives Market ● Financial Results ● Intraday Data ● Intraday Market Ticker ● Market Scanner ● Power Frame ● Dynamic Chart ● Bursa News | <ul style="list-style-type: none"> ● 7 Global Equities Markets ● Malaysian Derivatives Market ● Financial Results ● Intraday Data ● Intraday Market Ticker ● Market Scanner ● Power Frame ● Dynamic Chart ● Bursa News ● News & Stock Alert ● Real Time News ● Fundamental Analysis ● Consensus Estimates ● Market Screener ● Top 20 Shareholders ● Intrinsic Value Calculator | <ul style="list-style-type: none"> ● 7 Global Equities Markets ● News & Stock Alert ● Real Time News ● Fundamental Analysis ● Consensus Estimates ● Market Screener ● Top 20 Shareholders ● Intrinsic Value Calculator |



SHAREINVESTOR[®]

Invest with Knowledge

Corporate

Managing Director (Malaysia) & Publisher | **Edward Stanislaus**
edward@shareinvestor.com

Sales & Marketing

Director | **Elizabeth Tan**
elizabeth.tan@shareinvestor.com

Online IR

Manager | **Wang Ya Jun**
yajun.wang@shareinvestor.com

Market Data (marketdata.my@shareinvestor.com)

Manager | **Jeff Kum**
jeff.kum@shareinvestor.com

Asst Manager | **Foo Yong Jui**
yongjui.foo@shareinvestor.com

Coordinator | **Watie Nordin**

Market Data Analytics & Editorial

Data Analyst | **Stella Goh**

Data Analyst | **Evelyn Yong**

Marketing Communications

Marcomm Manager | **Danny Ng**

Creative & Design

Manager | **Andric See**

Asst. Manager | **Ivy Yap**

Web Developer | **Nurul Atiqah**

| **Aiman Jasmin**

| **Izwan Rusli**

| **Hamed Bohloul**

IT Apps

Project Manager | **Amir Yusoff**

Sr. Software Engineer | **Mohd. Qasem**

Sr. Software Engineer | **Andrey Antonov**

Software Engineer | **Lian Kok Keong**

Finance & HR

Accountant | **Emily Tan**

Accounts Executive | **Jessie Ho**

Shareinvestor Holdings

Chairman | **Patrick Daniel**

Group CEO | **Christopher Lee**

Group COO | **Lim Dau Hee**

Group CFO | **Teo Siew May**

Integrity in our dealings with others

Decisions through Collective **Leadership**

CORE VALUES

Relentless **FOCUS** on **Customer Satisfaction**

SUCCESS through our **People**

GIVE A MAN A FISH AND YOU FEED HIM FOR A DAY; TEACH A MAN TO FISH AND YOU FEED HIM FOR A LIFETIME

SI Portal.com Sdn Bhd (200001023956) (526564-M)
Unit No. DF2-07-03A, Level 7,
Persoft Tower, 6B Persiaran Tropicana,
47410 Petaling Jaya, Selangor Darul Ehsan.

Hotline : 603 7803 1791
Mobile : 011 6343 8939
Fax : 603 7803 1792

Website : www.ShareInvestor.com.my
www.ShareInvestorHoldings.com
www.Facebook.com/ShareInvestorMalaysia

ADVERTISEMENT ENQUIRY

Malaysia's GDP may shrink to a low of -2% in 2020 amid Covid-19 pandemic

By Stella Goh

On Monday (6Apr), the FBM KLCI gained 11.04 points or 0.83% from previous Friday's close of 1330.65, while trading volume across Bursa Malaysia neared six billion shares as Asian equities ended higher. Investors seemed to favor the possibility that the increase in new Covid-19 cases had slowed down and anticipated a truce in the Saudi Arabia-Russia crude oil price war as announced by POTUS. But the impasse so far has increased supply of the commodity and sent prices lower.

Bank Negara Malaysia (BNM) warned that recession seems imminent if Malaysia's GDP shrinks to a low of -2% in 2020 due to the economic impact of Covid-19 pandemic while Malaysia's Movement Control Order (MCO) will pose a dampener on domestic economic activity. According to BNM governor Datuk Nor Shamsiah Mohd Yunus, the projected GDP for 2020 is expected to be between 0.5% and -2%. Spillovers from the global slowdown and the pandemic containment measures will result in large output losses in the first half of this year (1H20). As for oil, according to BNM assistant governor Marzunisham Omar, prices are expected to range between US\$25 and US\$35 per barrel this year. During MCO period, the domestic economy will be operating at around 45% of capacity. The labour market is expected to be considerably weaker as well.

The Malaysian government announced an additional fourth stimulus package worth RM10 billion (US\$2.3 billion) to help struggling small-and-medium-size enterprises (SMEs) affected by the Covid-19. The benefits include expanded employees' subsidies, a special grant for micro SMEs, waiver of interest rates for the Micro Credit Scheme and a levy cut on foreign workers. The government also announced there is a rental exemption or discounts for SMEs operating on premises owned by

World Trade set to plunge as COVID-19 pandemic opens global economy

government-linked companies and tax breaks for landlords that give rental discounts or exemptions.

According to the World Trade Organization (WTO) Director General Roberto Azevedo, this crisis is first and foremost a health crisis which has forced governments to take unprecedented measures to protect people's lives. The unavoidable declines in trade and output will have painful consequences for households and businesses, on top of the human suffering caused by the disease itself. The immediate goal is to bring the pandemic under control and mitigate the economic damage to people, companies and countries. But policymakers must start planning for the aftermath of the pandemic. These numbers are ugly and there is no getting around that. But a rapid, vigorous rebound is possible. Decisions taken now will determine the future shape of the recovery and global growth prospects. He urged Governments to lay the foundations for a strong, sustained and socially inclusive recovery. He presented two scenarios. In the optimistic scenario, the global merchandise trade could fall 13% in 2020 and rebound 21% in 2021 compared with a 0.1% contraction in 2019. While the gross domestic product (GDP) could contract by 2.5% in 2020 and grow by 7.4% in 2021. In a pessimistic scenario, the volume of global goods trade could drop by as much as 32% this year with the possibility of 24% increase next year. In this situation, world GDP could shrink by as much as 8.8% in 2020 and expand by 5.9% in 2021. If the optimistic scenario is achieved, the WTO projection will rival the modern peacetime record, which was set in 2009, when world merchandise trade volume declined about 12% and global GDP contracted 2%. If the pessimistic scenario is realized, it could be the most severe drop in global commerce since the Great Depression.

As at Thursday (9Apr) the Ringgit had strengthened to RM4.3189 against the US dollar from RM4.3638 on Monday (6Apr). As at Friday (10Apr) 10:00 am, the FBM KLCI was at 1355.98.

Leaderboard www.shareinvestor.com - market data at your fingertips

ShareInvestor WebPro (www.shareinvestor.com/my)
Prices > Stock Prices > Bursa > click Stocks tab
1. mouse over Ranking > select Top Active > all Shariah stocks are denoted with an [S] > mouse over Column Layout > select Edit Customs > select Name > select Volume > select Last Done Price > Mouse Over Column Layout > select Custom
2. mouse over Ranking > select Top Turnover > all Shariah stocks are denoted with an [S]
3. mouse over Ranking > select Top Gainers (Over 5 Trading Days) > mouse over Column Layout > select Edit Customs > select Name > select Last Done Price > select 5 Days Change > select 5 Days % Change > Mouse Over Column Layout > select Custom
4. mouse over Ranking > select Top Losers (Over 5 Trading Days)
5. mouse over Ranking > select Top % Gainers (Over 5 Trading Days)
6. mouse over Ranking > select Top % Losers (Over 5 Trading Days)

| Shariah Top Actives (as at yesterday) | | | Top Gainer (over 5 Trading days as at yesterday) | | | Top Losers (over 5 Trading days as at yesterday) | | |
|---------------------------------------|-----------|------------|--|------------|-------------|--|------------|-------------|
| Name | Volume | Price (RM) | Name | Price (RM) | Change (RM) | Name | Price (RM) | Change (RM) |
| SAPNRG [S] | 1,694,237 | 0.110 | KESM | 8.300 | +1.560 | PETDAG | 21.040 | -0.660 |
| HIBISCS [S] | 1,526,611 | 0.525 | DLADY | 44.220 | +1.220 | NESTLE | 137.300 | -0.500 |
| DGB [S] | 1,327,983 | 0.025 | VITROX | 8.110 | +0.760 | DOMINAN | 0.735 | -0.245 |
| VC [S] | 976,784 | 0.085 | PANAMY | 26.980 | +0.700 | HLFG | 12.500 | -0.200 |
| VELESTO [S] | 954,214 | 0.170 | TAKAFUL | 3.900 | +0.650 | SERBADK | 1.590 | -0.200 |
| AVI [S] | 916,248 | 0.075 | HARTA | 7.440 | +0.640 | KLCC | 7.830 | -0.170 |
| EKOVEST [S] | 691,300 | 0.470 | F&N | 31.500 | +0.600 | ENRA | 1.050 | -0.150 |
| VS [S] | 591,708 | 0.880 | PMETAL | 3.710 | +0.530 | SAM | 5.180 | -0.150 |
| CAREPLS [S] | 567,717 | 0.295 | AJI | 13.380 | +0.480 | IBRACO | 0.540 | -0.125 |
| PRESBHD [S] | 475,131 | 0.275 | MPI | 10.000 | +0.450 | PLB | 1.180 | -0.120 |

| Shariah Top Turnover (as at yesterday) | | | Top % Gainers (over 5 Trading days as at yesterday) | | | Top % Losers (over 5 Trading days as at yesterday) | | |
|--|-----------|------------|---|------------|------------|--|------------|------------|
| Name | Volume | Price (RM) | Name | Price (RM) | Change (%) | Name | Price (RM) | Change (%) |
| HIBISCS [S] | 1,526,611 | 0.525 | EAH | 0.015 | +200.00 | DOMINAN | 0.735 | -25.00 |
| HARTA [S] | 90,070 | 7.440 | FIHB | 0.350 | +112.12 | IBRACO | 0.540 | -18.80 |
| TOPGLOV [S] | 95,184 | 6.470 | PASUKGB | 0.020 | +100.00 | DOLMITE | 0.055 | -15.38 |
| TENAGA [S] | 44,368 | 12.040 | PDZ | 0.020 | +100.00 | DOLPHIN | 0.055 | -15.38 |
| VS [S] | 591,708 | 0.880 | DWL | 0.250 | +92.31 | SHCHAN | 0.255 | -15.00 |
| MISC [S] | 55,258 | 7.580 | EURO | 0.865 | +80.21 | FOCUS | 0.530 | -14.52 |
| DAYANG [S] | 271,187 | 1.380 | VSOLAR | 0.045 | +80.00 | AISB | 0.210 | -14.29 |
| MYEG [S] | 348,454 | 0.975 | SUNZEN | 0.080 | +77.78 | GMUTUAL | 0.260 | -13.33 |
| EKOVEST [S] | 691,300 | 0.470 | VC | 0.085 | +70.00 | REV | 0.065 | -13.33 |
| JAKS [S] | 301,878 | 0.995 | KGROU | 0.025 | +66.67 | ENRA | 1.050 | -12.50 |

Disclaimer: The information on this page is provided as a service to readers. It does not constitute financial advice and/or any investment recommendations. Past performance is not indicative of future results. We assume no liability for damages resulting from or arising out of the use of such information. It would be best if you did your own research to make your personal investment decisions wisely or consult a licenced investment advisor.

SHARIAH HOT STOCKS

Price & Volume Distribution Charts (As at yesterday)

Definition

Shariah compliant stocks with Technical Analysis showing 20-days Moving Average Price below Yesterday's Close over past 5 days and with Volume Spike.

Chart Guide

Volume Distribution Chart is a statistical interpretation of the current sentiment on each stock in graphical format. The highest bar categorized as >150k is likely to be traded by institutions or super dealers, while the lowest bar categorized as <15k usually represents retail investors. "Buy Up" refers to more buyers snatching up the lots queued at selling price. "Sell Down" refers to sellers selling their shares to the buying queue.

ShareInvestor WebPro > Screener > Market Screener (FA & TA) > select BURSA > add criteria

A. Criteria

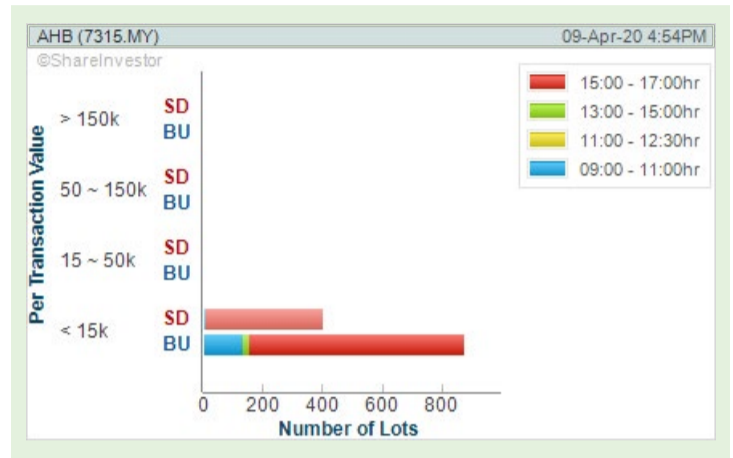
- Fundamental Analysis Conditions tab > select (i) Revenue
- Technical Analysis Conditions tab select (ii) Moving Average Below Close (iii) select ADX Trend (iv) select Volume Spike
- Prices & Other Conditions tab > select (v) Is Shariah Compliant
- > click Add Criteria

B. Conditions (Criteria Filters)

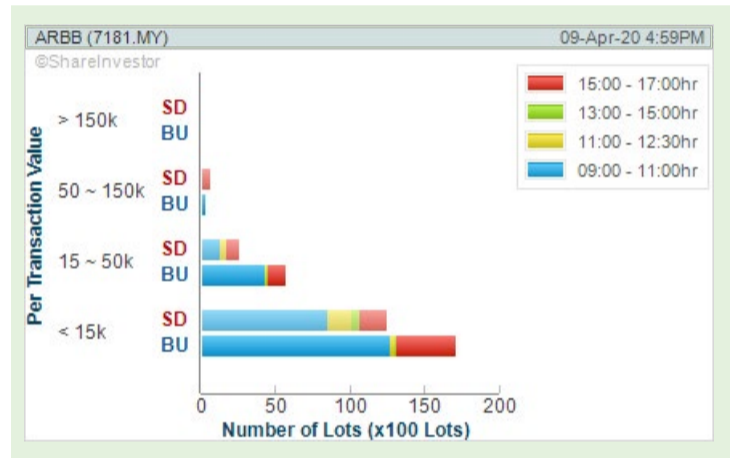
- Revenue - select (more than) type (1) for the past select (1) financial year(s)
- Moving Average Below Close - select (MA) type (20) below close price for type (5) days
- ADX Trend - ADX type (20) type (1) above type (20) for type (1) days
- Volume Spike - Volume type (1) greater than type (5) days average
- Is Shariah Compliant - select Yes

- > click Save Template > Create New Template type (Shariah Hot Stocks) > click Create
- > click Save Template as > select Shariah Hot Stocks > click Save
- > click Screen Now (may take a few minutes)
- > Sort By: Select (Vol) Select (Desc)
- > Mouse over stock name > Charts > click Interactive Charts or Volume Distribution

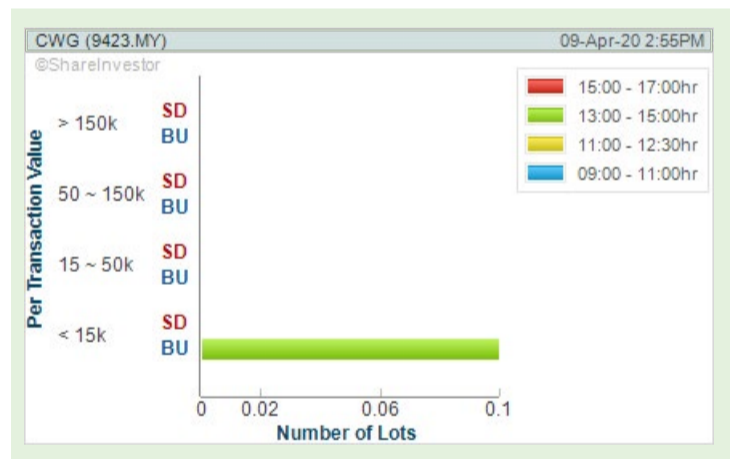
AHB HOLDINGS BERHAD (7315)



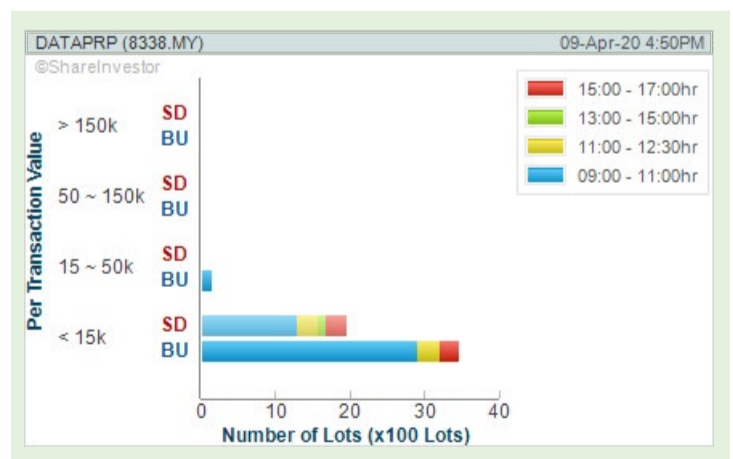
ARB BERHAD (7181)



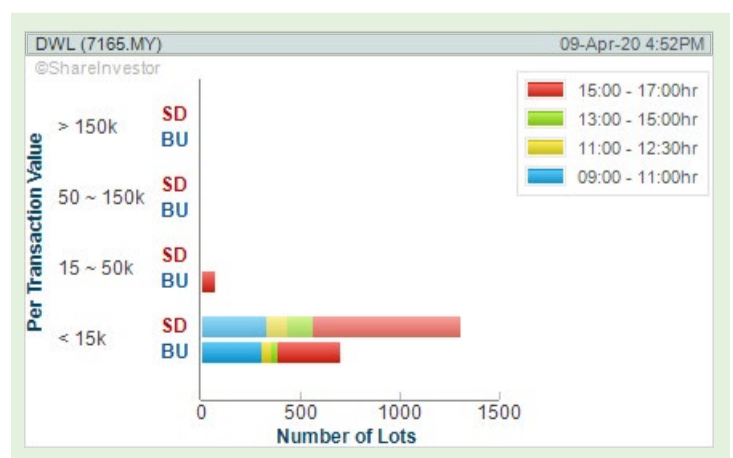
CWG HOLDINGS BERHAD (9423)



DATAPREP HOLDINGS BERHAD (8338)



DWL RESOURCES BERHAD (7165)



SHARIAH MOMENTUM UP STOCKS Price & Volume Distribution Charts (As at yesterday)

Definition

Shariah compliant stocks with Technical Analysis showing Bullish Momentum and Price Uptrend. The share price closed at the highest price yesterday. Both the highest and lowest price were higher than the previous day's highest and lowest price.

Chart Guide

Volume Distribution Chart is a statistical interpretation of the current sentiment on each stock in graphical format. The highest bar categorized as >150k is likely to be traded by institutions or super dealers, while the lowest bar categorized as <15k usually represents retail investors. "Buy Up" refers to more buyers snatching up the lots queued at selling price. "Sell Down" refers to sellers selling their shares to the buying queue.

ShareInvestor WebPro > Screener > Market Screener (FA & TA) > select BURSA > add criteria

A. Criteria

- Fundamental Analysis Conditions tab: select (i) Revenue
- Technical Analysis Conditions tab: select (ii) Stochastic Overbought (iii) select Bullish ADX +DI/-DI (iv) select Average Volume
- Prices & Other Conditions tab: select (v) Last Done Price (vi) select Is Shariah Compliant

> click Add Criteria

B. Conditions

- Revenue - select (more than) type (1) for the past select (1) financial year(s)
- Stochastic Overbought - FatSO type (1), type (1) above type (99) for type (1) days
- Bullish ADX+DI/-DI - ADX Type (1), type (1): +DI above -DI
- Average Volume - type (1) days average volume greater than type (1000) lots
- Last Done Price - select (more than) type (0.3)
- Is Shariah Compliant - select Yes

> click Save Template > Create New Template type (Shariah Momentum Up Stocks) > click Create

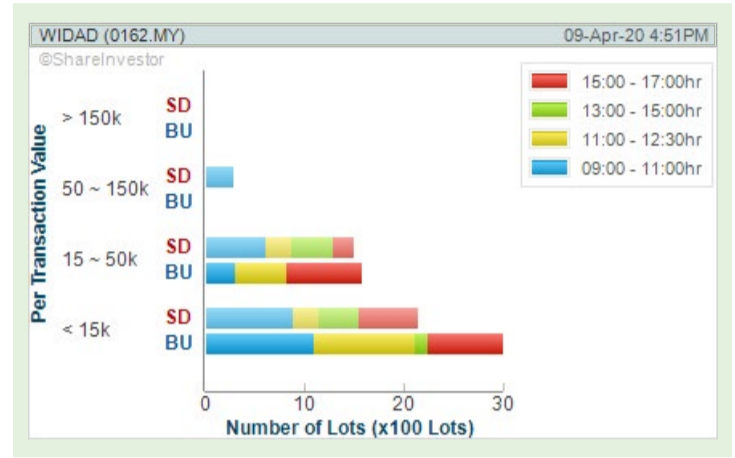
> click Save Template as > select Shariah Momentum Up Stocks > click Save

> click Screen Now (may take a few minutes)

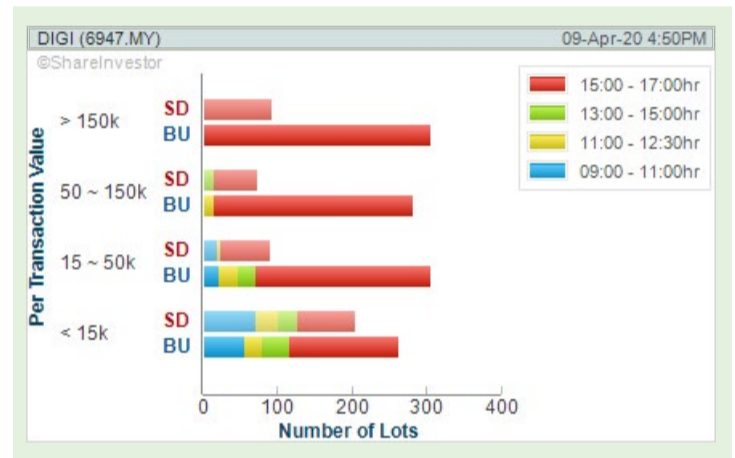
Sort By: Select (Vol) Select (Desc)

Mouse over stock name > Charts > click Interactive Charts tab or Volume Distribution

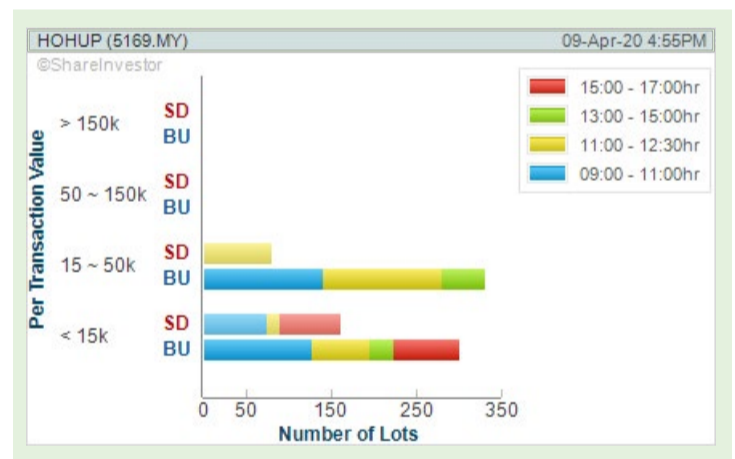
WIDAD GROUP BERHAD (0162)



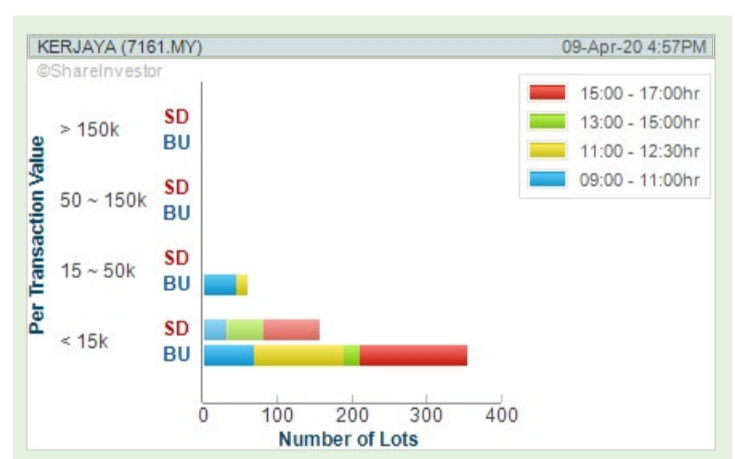
DIGI.COM BERHAD (6947)



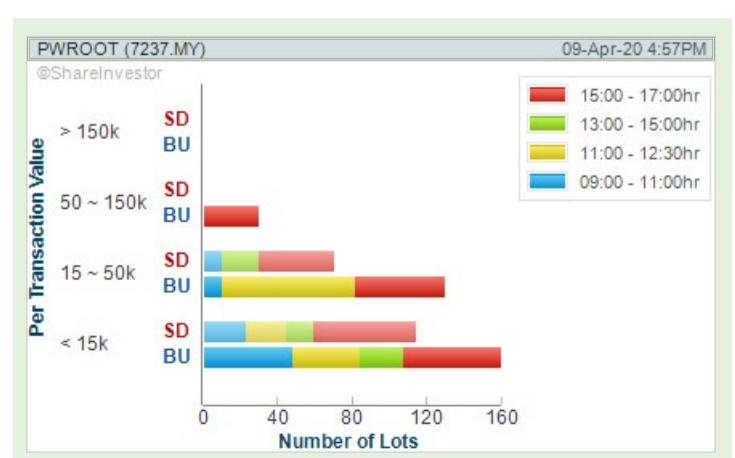
HO HUP CONSTRUCTION COMPANY (5169)



KERJAYA PROSPEK GROUP BERHAD (7161)



POWER ROOT BERHAD (7237)



HOT STOCKS

Price & Volume Distribution Charts (Over 5 trading days as at yesterday)

Definition

Stocks with Technical Analysis showing 20-days Moving Average Price below Close over past 5 days and with Volume Spike

Chart Guide

Volume Distribution Chart is a statistical interpretation of the current sentiment on each stock in graphical format. The highest bar categorized as >150k is likely to be traded by institutions or super dealers, while the lowest bar categorized as <15k usually represents retail investors. "Buy Up" refers to more buyers snatching up the lots queued at selling price. "Sell Down" refers to sellers selling their shares to the buying queue.

ShareInvestor WebPro > Screener > Market Screener (FA & TA) > select BURSA
> add criteria

A. Criteria

- Fundamental Analysis Conditions tab > select (i) Revenue
- Technical Analysis Conditions tab select (ii) Moving Average Below Close (iii) select ADX Trend (iv) select Volume Spike
- > click Add Criteria

B. Conditions

- Revenue - select (more than) type (1) for the past select (1) financial year(s)
- Moving Average Below Close - select (MA) type (20) below close price for type (5) days
- ADX Trend - ADX type (20), type (1) above type (20) for type (1) days
- Volume Spike - Volume type (1) greater than type (5) days average

> click Save Template > Create New Template type (Non-Shariah Hot Stocks) > click Create

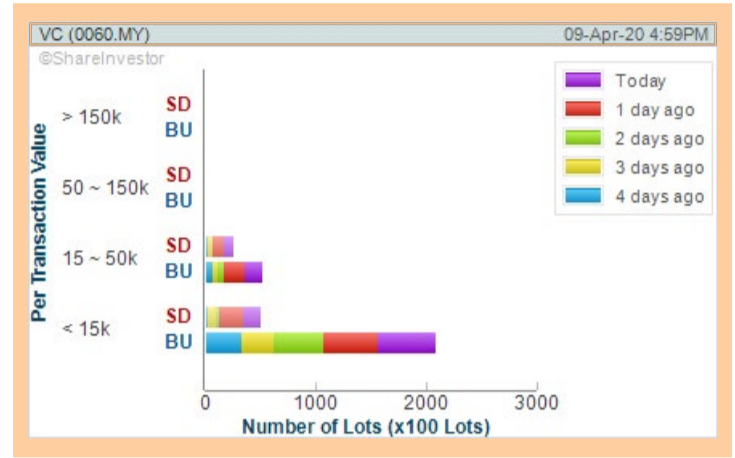
> click Save Template as > select Non-Shariah Hot Stocks > click Save

> click Screen Now (may take a few minutes)

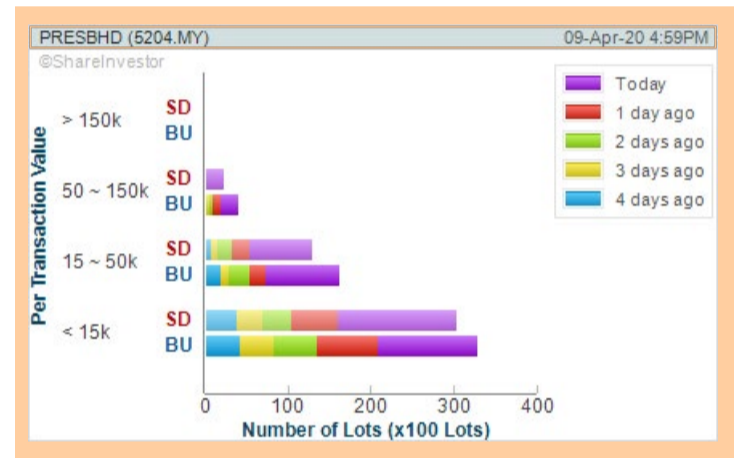
Sort By: Select (Vol) Select (Desc)

Mouse over stock name > Charts > click Interactive Charts tab or Volume Distribution

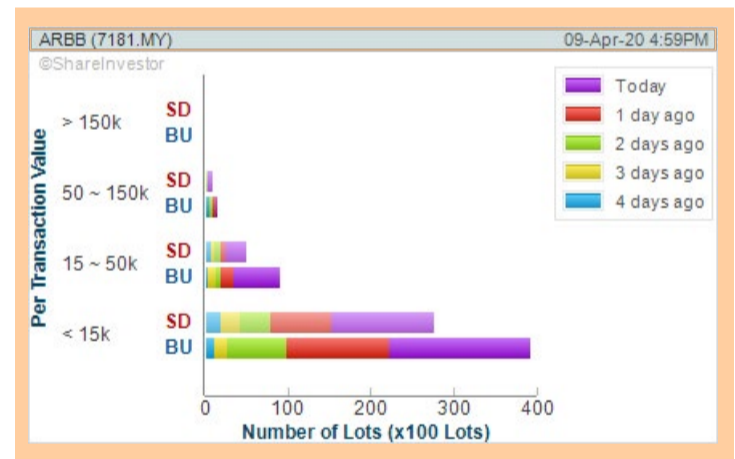
VORTEX
CONSOLIDATED
BERHAD
(0060)



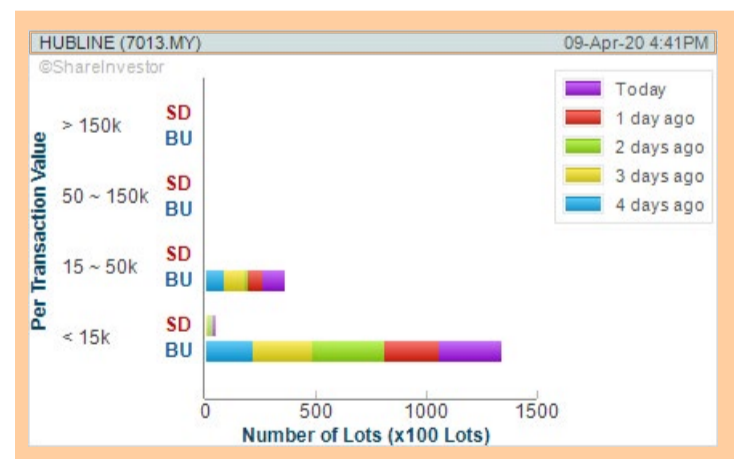
PRESTARIANG
BERHAD
(5204)



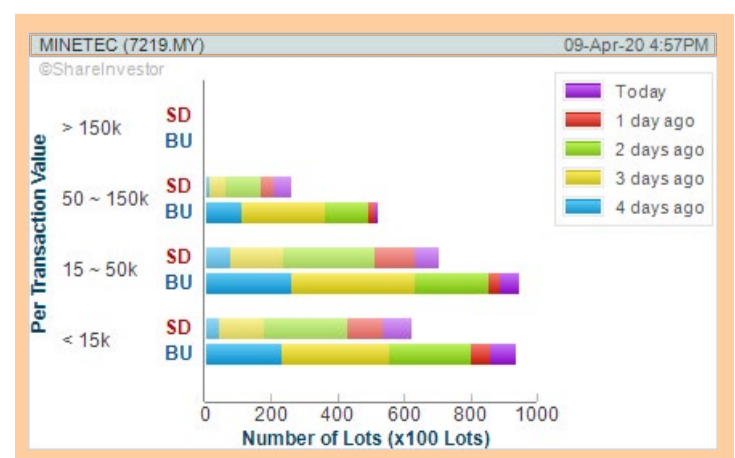
ARB
BERHAD
(7181)



HUBLINE
BERHAD
(7013)



MINETECH
RESOURCES
BERHAD
(7219)



UP TRENDING STOCKS Price & Volume Distribution Charts (Over 5 trading days as at yesterday)

Definition Stocks with Technical Analysis showing Bullish Momentum and Price Uptrend

Chart Guide Volume Distribution Chart is a statistical interpretation of the current sentiment on each stock in graphical format. The highest bar categorized as >150k is likely to be traded by institutions or super dealers, while the lowest bar categorized as <15k usually represents retail investors. "Buy Up" refers to more buyers snatching up the lots queued at selling price. "Sell Down" refers to sellers selling their shares to the buying queue.

ShareInvestor WebPro > Screener > Market Screener (FA & TA) > select BURSA > add criteria

A. Criteria

- Fundamental Analysis Conditions tab >select (i) Revenue
- Technical Analysis Conditions tab (ii) select Moving Average Below Close (iii) select Average Volume
- Prices & Other Conditions tab: select (iv) Last Done Price

> click Add Criteria

- Technical Analysis Conditions tab (v) select Moving Average Below Close

> click Add Criteria

B. Conditions

- Revenue - select (more than) type (1) for the past select (1) financial year(s)
- Moving Average Below Close - select (MA) type (20) below close price for type (5) days
- Average Volume - type (5) days average volume type (1000) lots
- Last Done Price - select (more than) type (0.3)
- Moving Average Below Close - select (MA) type (40) below close price for type (5) days

> click Save Template > Create New Template type (Non-Shariah Up-Trending Stocks) > click Create

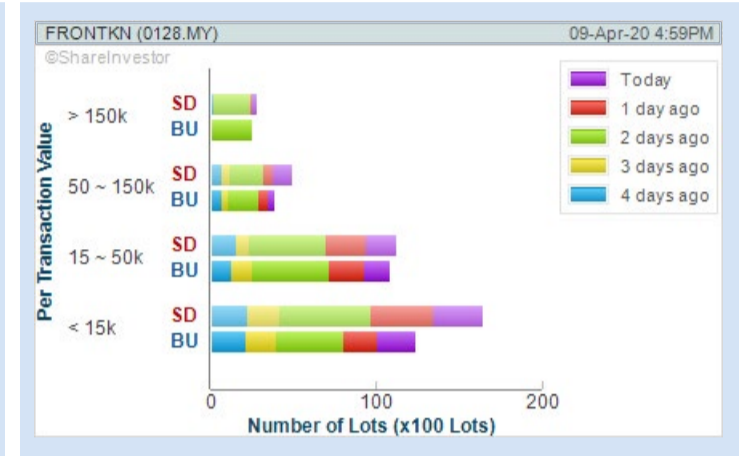
Click Save Template As > select Non-Shariah Up Trending Stocks > click Save

> click Screen Now (may take a few minutes)

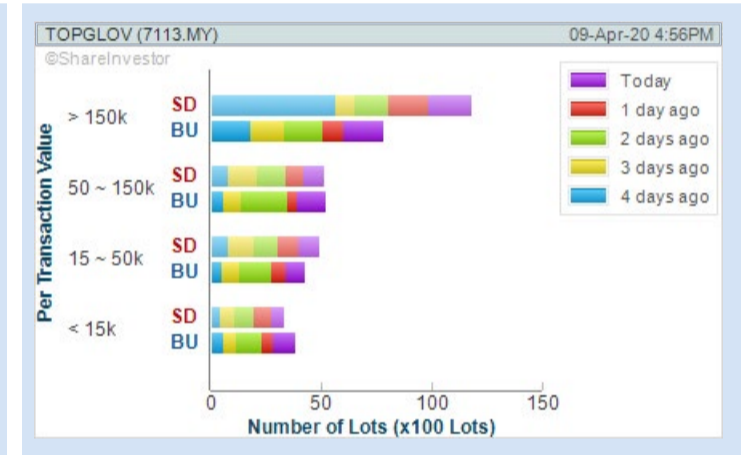
Sort By: Select (Vol) Select (Desc)

Mouse over stock name > Charts > click Interactive Charts tab or Volume Distribution

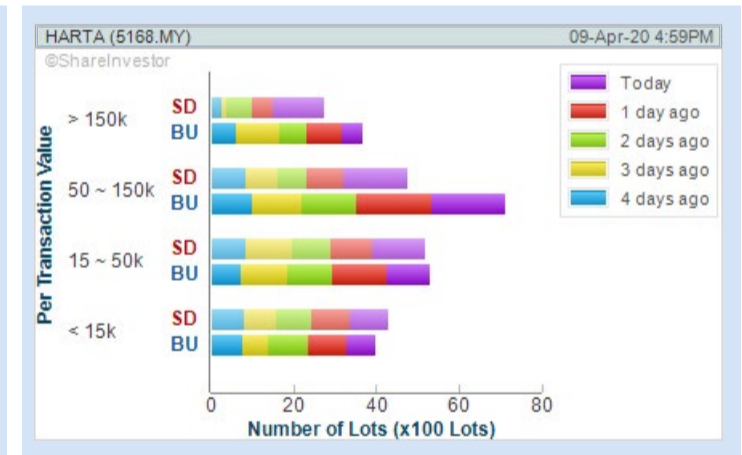
FRONTKEN CORPORATION BERHAD (0128)



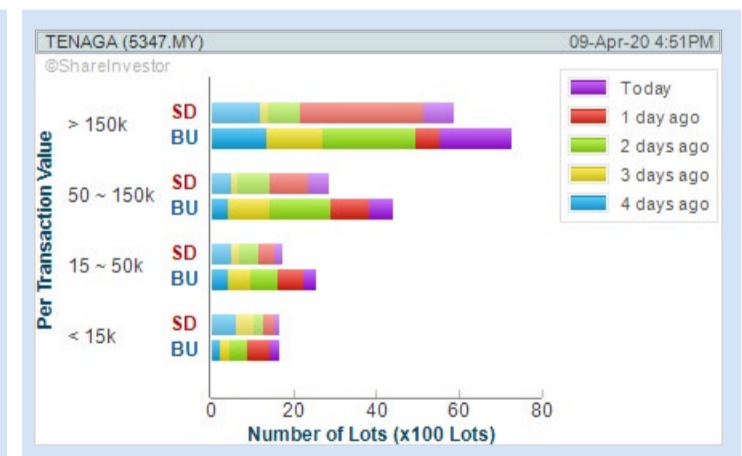
TOP GLOVE CORPORATION BERHAD (7113)



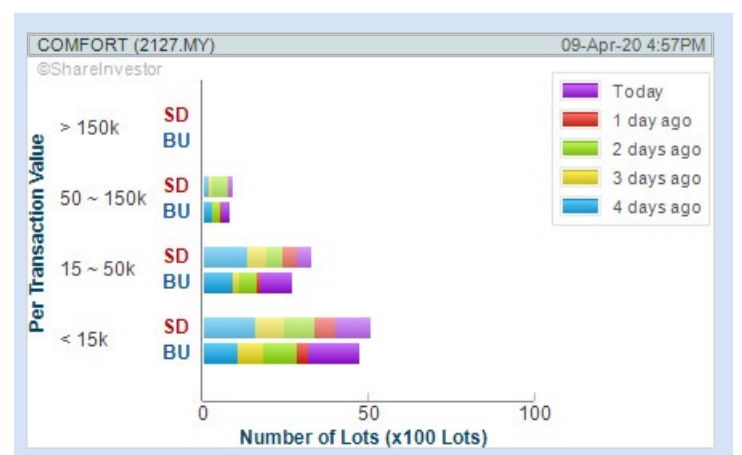
HARTALEGA HOLDINGS BERHAD (5168)



TENAGA NASIONAL BERHAD (5347)



COMFORT GLOVES BERHAD (2127)



Mynews Holdings Berhad (5275)

By Stella Goh

OVERVIEW

Mynews Holdings Berhad (MYNEWS), formerly known as Bison Consolidated Berhad was founded by Dang Tai Luk in 2013. Since its inception in 1997, the company has evolved from a single traditional newsstand to being one of the largest homegrown convenience retail chain stores operator in Malaysia.

MYNEWS, headquartered in Petaling Jaya was listed on Main Market of Bursa Malaysia as Bison Consolidated Berhad on 29 March 2016. Its current name was adopted on 11 December 2017 in line with the company's retail business "myNEWS" branding. It's wholly owned subsidiaries include Mynews Retail Sdn Bhd, Eemerge Incorporated Sdn Bhd, Mynews Kukuh Sdn Bhd, Bison Foods Sdn Bhd, DKE Technology Sdn Bhd and Mynews Management Sdn Bhd. In 2019, it opened 97 new outlets and also obtained Halal Certification for its food production plant (FPC) in Kota Damansara.

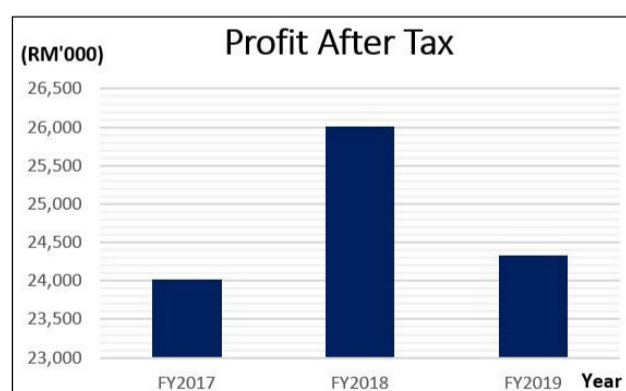
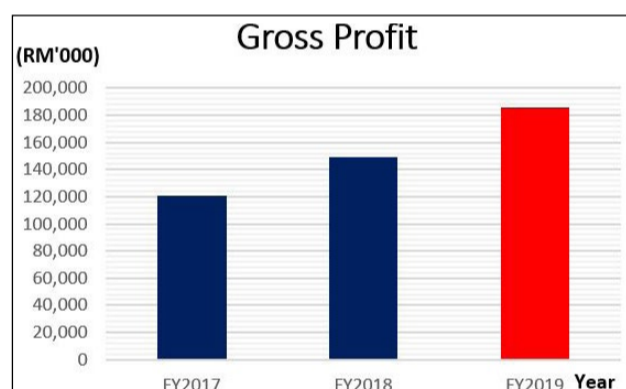
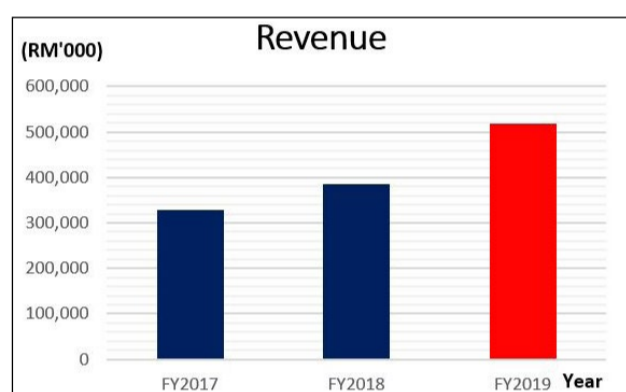
BUSINESS MODEL

MYNEWS is engaged in conceptualization, development, expansion, management and operation of its convenience retail chain stores throughout Malaysia under its trade name myNEWS.com, newsplus, MAGBIT, THE FRONT PAGE as well as WHSmith, which is operated under their equal joint venture with WHSmith Travel, one of the UK's leading retailers.

The WHSmith brand retails newspapers, books and convenience products within international airports in Malaysia. The company's other stores are located throughout Malaysia and Sarawak offering a product mix comprising print media, food & beverage, grocery products and consumer services such as cashless payment, bill payment, mobile & game reloads, Touch N Go reload, SIM starter pack, send & return parcel, IQOS care-corner and myNEWS DASH as their e-commerce platform. It's first flagship store opened on December 25, 1996.



FINANCIAL REVIEW



Based on past 3 financial years' revenue chart (above) its revenue grew year-on-year (y-o-y) from FY2017 (+24.08%), FY2018 (+17.72%) to FY2019 (+34.26%). On a CAGR basis, MYNEWS has grown 25.17% based on 3 years.

The increase in revenue was due to the higher retail sales of RM121.94 or 36.9% while the other operational income increased by RM10.20 million or 18.4% contributed by both existing and new outlets.

MYNEWS has recorded a RM36.451 million increase in gross profit, translating to a growth of 24.39% from RM149.437 million in FY2018 to RM185.888 million in FY2019. Based on 3 years CAGR, the company's gross profit has grown 25.31%.

The increase in gross profit was due to MYNEWS rolling out its in-house Maru Kafe which offers over the counter food such as coffee, ice-cream and hot snacks. This was followed by the rolling out of more in-house produced ready-to-eat (RTE) meals and bakery products from its food production centre (FPC). Except for print media, all other product categories recorded double digit growth.

The Profit After Tax (PAT) for FY2019 was RM24.324 million, which is RM1.689 million or 6.49% lower compared to RM26.013 million in the previous year as the effective tax rate was relatively higher than last year. The tax expenses included a sum of RM0.76 million for tax underprovided in 2018. In addition MYNEWS could not enjoy any group tax relief for two loss making subsidiaries Mynews Kinaya Sdn Bhd and Mynews Ryoyupan Sdn Bhd which operate the food production centre (FPC).

CASH FLOW STATEMENT

The net cash from operating activities has provided a positive cash flow of RM83.130 million in FY2019 as compared to RM9.540 million in FY2018 indicating that the company is healthy and has enough cash to use for business expansion.

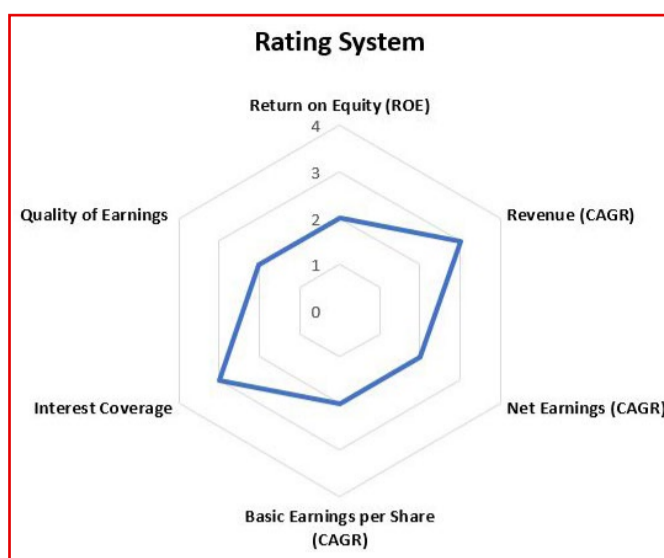
The net cash from investing

activities in FY2019 (-RM73.464 million) was mainly due to purchase of Property, Plant and Equipment (RM104.657 million), placement of funds in other investments (RM6 million) and placement of fixed deposits (RM0.113 million). The negative cash flow indicates that the firm is investing in its business for growth.

The net cash from financing activities in FY2019 (-RM19.048 million) was mainly due to payment of lease liabilities (RM30.544 million), dividend paid (RM6.822 million), repayment of bank borrowings (RM3.525 million) and interest paid (RM3.457 million).

Is the company able to pay back its liabilities?

Based on the liquidity ratio calculation, MYNEWS has a current ratio of 1.327 times in FY2019 indicating that the company does not face any liquidity issue as it is capable of paying back its liabilities (RM114.916 million) if any unforeseeable circumstances occur. MYNEWS is able to do so by using current assets such as inventories, contract assets, trade and other receivables, amount due from jointly controlled entity, tax recoverable, other investments, fixed deposits with licensed banks, cash and bank balances amounting to RM152.514 million.



RATING SYSTEM

- Return on Equity (ROE) = **Average**
- Revenue [3 years CAGR] = **Good**
- Net Earnings [3 years CAGR] = **Average**
- Basic Earnings per Share (EPS) [3 years CAGR] = **Good**
- Interest Coverage = **Good**
- Quality of Earnings = **Average**

At the same time, the company will increase the number of MYNEWS outlets with Maru Kafe concept through the refurbishment of existing stores in addition to making it a standard for as many new stores as possible. Their product mix will continue to be improved with RTE food and beverages as the prime category of growth. MYNEWS will also continue to embrace technology and innovation in retail to improve the stores towards providing better shopping experience.

of Compound Annual Growth Rate, MYNEWS has an expected market return of 0.74%.

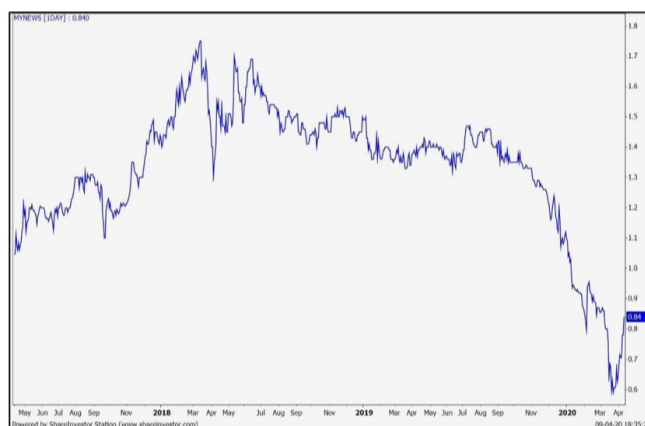
In conclusion, even though the Profit After Tax (PAT) of MYNEWS has decreased in FY2019 due to higher of effective rate, MYNEWS still achieved a strong performance in FY2019 with the highest revenue and gross profit over the past 3 years. The company's prospect remains bright as the focus on growing its customer reach and driving demand in the ready-to-eat (RTE) segment in near term through higher store openings, while investing in the marketing of Maru Kafe and RTE products to lift overall sales.

PROSPECT AND CHALLENGES

MYNEWS launched its Japanese inspired ready-to-eat 130,000 sq ft food production centre (FPC) in Kota Damansara, in partnership with Ryoyi Baking Co Ltd and Gourmet Kineya Co Ltd with a total investment of RM100 million in the FPC. The Japanese-inspired food catered to Malaysian tastes ranging from sandwiches, onigiri, bento, fresh baked breads, hot and cold beverages, curry laksa, nasi lemak and others will be available in MYNEWS's stores. The products currently being produced are sent to more than 300 MYNEWS's outlets in Klang Valley. MYNEWS's DASH online delivery services will also be provided to customers who wish to have their food and other daily needs delivered to their doorstep.

As at FY2019, MYNEWS had a total of 513 stores compared to 436 stores in FY2018 (an increase of 77 stores year-on-year), with an opening target of about 100 additional stores in 2020.

Price Over 3 Years



MY INSIGHT

Based on the calculation of Discounted Earnings Model, MYNEWS has an intrinsic value of RM1.939. The current share price of MYNEWS is RM0.84 which makes it an undervalued stock (as at 9 April 2020). MYNEWS has a beta of 1.036 (500days) indicating that the share price is more volatile than current market. Based on the computation

Disclaimers

The research, information and financial opinions expressed in this article are purely for information and educational purpose only. We do not make any recommendation for the intention of trading purposes nor is it an advice to trade. Although best efforts are made to ensure that all information is accurate and up to date, occasionally errors and misprints may occur which are unintentional. It would help if you did not rely upon the material and information. We will not be liable for any false, inaccurate, incomplete information and losses or damages suffered from your action. It would be best if you did your own research to make your personal investment decisions wisely or consult your investment advisor.



SHAREINVESTOR STATION

The Stock Markets at Your Fingertips

Scan the QR Code to get started



18 Days FREE Trial



Consensus Estimates



Customizable Market Screener



Intrinsic Value Calculator



Multiple Dynamic Charts



Power Frame



Ownership Tracker



Order Flow Tracking

Notice Date (30 March - 3 April 2020)

| Effective Change Date | Stock Name | Buyer/ Seller Name [Classification] | Bought / (Sold) ('000) | | No. of Shares After Trade ('000) | |
|---------------------------|------------|--|------------------------|-----------|----------------------------------|--------|
| | | | Total | Total | % Held | % Held |
| 01 Apr 2020 - 01 Apr 2020 | CEPAT | Ooi Ah Thin [SSH] | 50 | 118,881 | | |
| 01 Apr 2020 - 01 Apr 2020 | CEPAT | Mah King Seng [SSH] | 50 | 118,881 | | |
| 30 Mar 2020 - 31 Mar 2020 | CHHB | Lee Kim Tiong @ Lee Kim Yew [SSH] | 15 | 176,356 | 64.468 | |
| 30 Mar 2020 - 31 Mar 2020 | CHHB | Lee Kim Tiong @ Lee Kim Yew [DIR/CEO] | 15 | 176,356 | 64.468 | |
| 27 Mar 2020 - 30 Mar 2020 | CIHLDG | Johari Bin Abdul Ghani [SSH] | 400 | 53,400 | 32.963 | |
| 27 Mar 2020 - 30 Mar 2020 | CIHLDG | Johari Bin Abdul Ghani [DIR/CEO] | 400 | 53,400 | 32.963 | |
| 27 Mar 2020 - 30 Mar 2020 | CIHLDG | Jag Capital Holdings Sdn Bhd [SSH] | 400 | 53,400 | 32.963 | |
| 23 Mar 2020 - 23 Mar 2020 | CIMB | Employees Provident Fund Board [SSH] | 12,000 | 1,486,120 | 14.98 | |
| 20 Mar 2020 - 20 Mar 2020 | CIMB | Employees Provident Fund Board [SSH] | 9,000 | 1,474,120 | 14.86 | |
| 19 Mar 2020 - 19 Mar 2020 | CIMB | Employees Provident Fund Board [SSH] | 10,600 | 1,465,120 | 14.76 | |
| 26 Mar 2020 - 26 Mar 2020 | CIMB | Kumpulan Wang Persaraan (diperbadankan) [SSH] | 63 | 663,741 | 6.69 | |
| 20 Mar 2020 - 20 Mar 2020 | CIMB | Kumpulan Wang Persaraan (diperbadankan) [SSH] | 1,400 | 663,678 | 6.69 | |
| 18 Mar 2020 - 18 Mar 2020 | CIMB | Employees Provident Fund Board [SSH] | 8,700 | 1,454,520 | 14.66 | |
| 17 Mar 2020 - 17 Mar 2020 | CIMB | Employees Provident Fund Board [SSH] | 19,283 | 1,445,820 | 14.57 | |
| 31 Mar 2020 - 31 Mar 2020 | CMMT | Employees Provident Fund Board [SSH] | 559 | 258,644 | 12.584 | |
| 30 Mar 2020 - 30 Mar 2020 | CMMT | Employees Provident Fund Board [SSH] | 123 | 258,085 | 12.557 | |
| 27 Mar 2019 - 27 Mar 2019 | CMMT | Employees Provident Fund Board [SSH] | 10 | 257,962 | 12.551 | |
| 26 Mar 2020 - 26 Mar 2020 | CMMT | Employees Provident Fund Board [SSH] | 55 | 257,952 | 12.55 | |
| 25 Mar 2020 - 25 Mar 2020 | CMMT | Employees Provident Fund Board [SSH] | 433 | 257,897 | 12.547 | |
| 30 Mar 2020 - 30 Mar 2020 | CMSB | Employees Provident Fund Board [SSH] | -41 | 142,117 | | |
| 25 Mar 2020 - 25 Mar 2020 | CMSB | Employees Provident Fund Board [SSH] | 279 | 142,158 | | |
| 19 Nov 2019 - 26 Nov 2019 | CNASHA | Charles Ross Mckinnon [SSH] | 8 | 4,610 | 9.234 | |
| 30 Mar 2020 - 30 Mar 2020 | COASTAL | Samarang Ucits - Samarang Asian Prosperity [SSH] | 181 | 45,737 | 8.665 | |
| 27 Mar 2020 - 27 Mar 2020 | COASTAL | Samarang Ucits - Samarang Asian Prosperity [SSH] | 365 | 45,556 | 8.631 | |
| 31 Mar 2020 - 31 Mar 2020 | CRG | Chiang Fong Yee [SSH] | 42 | 210,555 | 26.135 | |
| 31 Mar 2020 - 31 Mar 2020 | CRG | Chiang Fong Yee [DIR/CEO] | 42 | 210,555 | 26.135 | |
| 27 Mar 2020 - 27 Mar 2020 | CRG | Chiang Fong Yee [SSH] | 249 | 210,513 | 26.129 | |
| 27 Mar 2020 - 27 Mar 2020 | CRG | Chiang Fong Yee [DIR/CEO] | 249 | 210,513 | 26.129 | |
| 26 Mar 2020 - 26 Mar 2020 | CSCSTEL | Urusharta Jmaah Sdn. Bhd. [SSH] | | 18,600 | 5.036 | |
| 24 Mar 2020 - 25 Mar 2020 | CSCSTEL | Urusharta Jmaah Sdn. Bhd. [SSH] | -2,634 | 18,600 | 5.036 | |
| 31 Mar 2020 - 31 Mar 2020 | DESTINI | Rozabli @ Rozamujib Bin Abdul Rahman [DIR/CEO] | 150 | 316,068 | 25.692 | |
| 31 Mar 2020 - 31 Mar 2020 | DESTINI | Rozabli @ Rozamujib Bin Abdul Rahman [SSH] | 150 | 316,068 | 25.692 | |
| 02 Apr 2020 - 02 Apr 2020 | DIALOG | Kumpulan Wang Persaraan (diperbadankan) [SSH] | 280 | 393,134 | 6.97 | |
| 31 Mar 2020 - 31 Mar 2020 | DIALOG | Employees Provident Fund Board [SSH] | -2,685 | 325,494 | 9.39 | |
| 01 Apr 2020 - 01 Apr 2020 | DIALOG | Kumpulan Wang Persaraan (diperbadankan) [SSH] | 358 | 392,854 | 6.97 | |
| 30 Mar 2020 - 30 Mar 2020 | DIALOG | Employees Provident Fund Board [SSH] | -4,697 | 392,180 | 9.44 | |
| 31 Mar 2020 - 31 Mar 2020 | DIALOG | Kumpulan Wang Persaraan (diperbadankan) [SSH] | 50 | 392,497 | 6.96 | |
| 27 Mar 2020 - 27 Mar 2020 | DIALOG | Employees Provident Fund Board [SSH] | -1,426 | 392,497 | 6.96 | |
| 30 Mar 2020 - 30 Mar 2020 | DIALOG | Kumpulan Wang Persaraan (diperbadankan) [SSH] | 1,000 | 392,447 | 6.96 | |
| 26 Mar 2020 - 26 Mar 2020 | DIALOG | Employees Provident Fund Board [SSH] | 3,242 | 392,447 | 6.96 | |
| 27 Mar 2020 - 27 Mar 2020 | DIALOG | Kumpulan Wang Persaraan (diperbadankan) [SSH] | 141 | 391,447 | 6.94 | |
| 25 Mar 2020 - 25 Mar 2020 | DIALOG | Employees Provident Fund Board [SSH] | 2,142 | 391,447 | 6.94 | |
| 31 Mar 2020 - 31 Mar 2020 | DIGI | Employees Provident Fund Board [SSH] | 214 | 1,076,088 | 13.84 | |
| 30 Mar 2020 - 30 Mar 2020 | DIGI | Employees Provident Fund Board [SSH] | -930 | 1,075,874 | 13.838 | |
| 27 Mar 2020 - 27 Mar 2020 | DIGI | Employees Provident Fund Board [SSH] | -291 | 1,076,804 | 13.85 | |
| 26 Mar 2020 - 26 Mar 2020 | DIGI | Employees Provident Fund Board [SSH] | -1,031 | 1,077,094 | 13.853 | |
| 25 Mar 2020 - 25 Mar 2020 | DIGI | Employees Provident Fund Board [SSH] | -791 | 1,078,126 | 13.867 | |
| 26 Mar 2020 - 26 Mar 2020 | DLADY | Amanahraya Trustees Berhad - Amanah Saham Bumiputera [SSH] | 7 | 4,585 | 7.164 | |
| 01 Apr 2020 - 01 Apr 2020 | DOLMITE | Huang Jen Soong [SSH] | 1,030 | 119,221 | 38.035 | |
| 01 Apr 2020 - 01 Apr 2020 | DOLMITE | Huang Jen Soong [DIR/CEO] | 1,030 | 119,221 | 38.035 | |
| 30 Mar 2020 - 30 Mar 2020 | DOLMITE | Huang Jen Soong [DIR/CEO] | 122 | 118,191 | 37.706 | |
| 30 Mar 2020 - 30 Mar 2020 | DOLMITE | Huang Jen Soong [SSH] | 122 | 118,229 | 37.706 | |
| 30 Mar 2020 - 30 Mar 2020 | DOLMITE | Bong Sin Construction Company Sdn Berhad [SSH] | 122 | 10,721 | 31.571 | |
| 30 Mar 2020 - 30 Mar 2020 | DOLMITE | Yap Koon Wah [SSH] | 122 | 400 | 31.7 | |
| 31 Mar 2020 - 31 Mar 2020 | DPHARMA | Employees Provident Fund Board [SSH] | 20 | 63,048 | 9.212 | |
| 30 Mar 2020 - 30 Mar 2020 | DPHARMA | Employees Provident Fund Board [SSH] | 2,699 | 63,028 | 9.209 | |
| 27 Mar 2020 - 27 Mar 2020 | DPHARMA | Employees Provident Fund Board [SSH] | 208 | 60,329 | 8.815 | |
| 26 Mar 2020 - 26 Mar 2020 | DPHARMA | Employees Provident Fund Board [SSH] | 276 | 60,121 | 8.785 | |
| 25 Mar 2020 - 25 Mar 2020 | DPHARMA | Employees Provident Fund Board [SSH] | 168 | 59,844 | 8.744 | |
| 27 Mar 2020 - 27 Mar 2020 | DRBHCOC | Employees Provident Fund (epf) Board [SSH] | 460 | 172,247 | 8.91 | |
| 25 Mar 2020 - 25 Mar 2020 | DRBHCOC | Employees Provident Fund (epf) Board [SSH] | 653 | 171,787 | 8.886 | |
| 01 Apr 2020 - 01 Apr 2020 | DSOMIC | Chew Ben Ben [SSH] | 1,150 | 369,037 | 27.336 | |
| 01 Apr 2020 - 01 Apr 2020 | DSOMIC | Chew Ben Ben [DIR/CEO] | 1,150 | 369,037 | 27.336 | |
| 01 Apr 2020 - 01 Apr 2020 | DSOMIC | Chew Ben Ben [DIR/CEO] | 200 | 367,887 | 27.251 | |
| 01 Apr 2020 - 01 Apr 2020 | DSOMIC | Chew Ben Ben [SSH] | 200 | 367,887 | 27.251 | |
| 23 Mar 2020 - 31 Mar 2020 | DSOMIC | Chew Ben Ben [SSH] | | 367,687 | 27.236 | |
| 23 Mar 2020 - 31 Mar 2020 | DSOMIC | Chew Ben Ben [DIR/CEO] | | 367,687 | 27.236 | |
| 02 Apr 2020 - 02 Apr 2020 | DSOMIC-WA | Chew Ben Ben [DIR/CEO] | 6,377 | 161,712 | 23.957 | |
| 01 Apr 2020 - 01 Apr 2020 | DSOMIC-WA | Chew Ben Ben [DIR/CEO] | 3,000 | 155,335 | 23.012 | |
| 01 Apr 2020 - 01 Apr 2020 | DSOMIC-WA | Chew Ben Ben [DIR/CEO] | 500 | 152,335 | 22.568 | |
| 31 Mar 2020 - 31 Mar 2020 | DSOMIC-WA | Chew Ben Ben [DIR/CEO] | 2,400 | 151,835 | 22.494 | |
| 01 Apr 2020 - 01 Apr 2020 | DUFU | Prudential Plc [SSH] | -53 | 13,046 | 5.09 | |
| 01 Apr 2020 - 01 Apr 2020 | DUFU | Eastspring Investments Berhad [SSH] | -53 | 13,046 | 5.09 | |
| 17 Mar 2020 - 17 Mar 2020 | DUFU | Eastspring Investments Berhad [SSH] | 200 | 13,099 | 5.11 | |
| 17 Mar 2020 - 17 Mar 2020 | DUFU | Prudential Plc [SSH] | 200 | 13,099 | 5.11 | |
| 16 Mar 2020 - 16 Mar 2020 | DUFU | Eastspring Investments Berhad [SSH] | 12,899 | 12,899 | 5.032 | |
| 16 Mar 2020 - 16 Mar 2020 | DUFU | Prudential Plc [SSH] | 12,899 | 12,899 | 5.032 | |
| 23 Mar 2020 - 23 Mar 2020 | E&O | Urusharta Jmaah Sdn Bhd [SSH] | -13,500 | | | |
| 20 Mar 2020 - 20 Mar 2020 | E&O | Urusharta Jmaah Sdn Bhd [SSH] | -13,798 | 80,000 | 5.59 | |
| 27 Mar 2020 - 27 Mar 2020 | E&O | Tee Eng Ho [DIR/CEO] | 30,000 | 298,813 | 20.88 | |
| 27 Mar 2020 - 27 Mar 2020 | E&O | Tee Eng Ho [SSH] | 30,000 | 298,529 | 20.86 | |
| 27 Mar 2020 - 27 Mar 2020 | E&O | Tee Eng Seng [SSH] | 30,000 | 298,529 | 20.86 | |
| 27 Mar 2020 - 27 Mar 2020 | E&O | Amazing Parade Sdn Bhd [SSH] | 30,000 | 155,103 | 10.84 | |
| 02 Apr 2020 - 02 Apr 2020 | ECOFIRS | Tiong Kwing Hee [SSH] | 6,250 | 144,471 | | |
| 02 Apr 2020 - 02 Apr 2020 | ECOFIRS | Tiong Kwing Hee [DIR/CEO] | 6,250 | 144,471 | | |
| 26 Mar 2020 - 26 Mar 2020 | ECOWLD | Employees Provident Fund Board [SSH] | 947 | 176,797 | 6.005 | |
| 25 Mar 2020 - 25 Mar 2020 | ECOWLD | Employees Provident Fund Board [SSH] | 23 | 175,850 | 5.972 | |
| 30 Mar 2020 - 30 Mar 2020 | EITA | Chong Yoke Peng [DIR/CEO] | 14 | 4,509 | 3.468 | |
| 31 Mar 2020 - 31 Mar 2020 | EURO | Lim Teck Boon [SSH] | 6,102 | 186,535 | 69.785 | |
| 31 Mar 2020 - 31 Mar 2020 | EURO | S.p.a. Furniture (m) Sdn. Bhd. [SSH] | 6,102 | 169,484 | 63.406 | |
| 31 Mar 2020 - 31 Mar 2020 | EURO | Lim Chaw Teng [SSH] | 6,102 | 169,484 | 63.406 | |
| 31 Mar 2020 - 31 Mar 2020 | F&N | Amanahraya Trustees Berhad-amanah Saham Bumiputera [SSH] | 90 | 26,290 | 7.168 | |
| 30 Mar 2020 - 30 Mar 2020 | F&N | Employees Provident Fund Board [SSH] | -47 | 44,002 | 11.997 | |
| 27 Mar 2020 - 27 Mar 2020 | F&N | Employees Provident Fund Board [SSH] | -11 | 44,049 | 12.01 | |
| 27 Mar 2020 - 27 Mar 2020 | F&N | Amanahraya Trustees Berhad-amanah Saham Bumiputera [SSH] | 32 | 26,200 | 7.143 | |
| 26 Mar 2020 - 26 Mar 2020 | F&N | Employees Provident Fund Board [SSH] | 186 | 44,060 | 12.013 | |
| 25 Mar 2020 - 25 Mar 2020 | F&N | Employees Provident Fund Board [SSH] | 6 | 43,873 | 11.962 | |
| 17 Jan 2019 - 17 Jan 2019 | FHBB | Employees Provident Fund Board [SSH] | -150 | | | |
| 01 Apr 2020 - 01 Apr 2020 | FOCUS | Fintec Global Berhad [SSH] | 2,300 | 517,200 | 25.3 | |
| 01 Apr 2020 - 01 Apr 2020 | FOCUS | Asiab Capital Sdn. Bhd. [SSH] | 2,300 | 512,100 | 25.051 | |
| 26 Mar 2020 - 26 Mar 2020 | FOCUS | Credit Suisse Group Ag [SSH] | 950 | 149,235 | 7.3 | |
| 26 Mar 2020 - 26 Mar 2020 | FOCUS | Credit Suisse Ag Dublin Branch [SSH] | 950 | 116,693 | 5.71 | |
| 25 Mar 2020 - 25 Mar 2020 | FOCUS | Credit Suisse Group Ag [SSH] | 1,550 | 148,285 | 7.25 | |
| 25 Mar 2020 - 25 Mar 2020 | FOCUS | Credit Suisse Ag Dublin Branch [SSH] | 1,550 | 115,743 | 5.66 | |
| 25 Mar 2020 - 25 Mar 2020 | GADANG | Kok Onn [SSH] | 3,204 | 193,788 | 26.617 | |
| 25 Mar 2020 - 25 Mar 2020 | GADANG | Kok Onn [DIR/CEO] | 3,204 | 193,788 | 26.617 | |
| 25 Mar 2020 - 25 Mar 2020 | GADANG | Meloria Sdn Bhd [SSH] | 3,204 | 99,085 | 13.609 | |
| 25 Mar 2020 - 25 Mar 2020 | GADANG | Chan Ngan Thai [SSH] | 3,204 | 99,085 | 13.609 | |
| 01 Apr 2020 - 01 Apr 2020 | GAMUDA | Kumpulan Wang Persaraan (diperbadankan) [kwap] [SSH] | 1,390 | 181,072 | 7.2 | |
| 30 Mar 2020 - 30 Mar 2020 | GAMUDA | Employees Provident Fund Board (epf Board) [SSH] | 320 | 340,006 | 13.53 | |
| 27 Mar 2020 - 27 Mar 2020 | GAMUDA | Employees Provident Fund Board (epf Board) [SSH] | 289 | 339,686 | 13.52 | |
| 27 Mar 2020 - 27 Mar 2020 | GAMUDA | Kumpulan Wang Persaraan (diperbadankan) [kwap] [SSH] | -28 | 179,682 | 7.15 | |
| 31 Mar 2020 - 31 Mar 2020 | GBGAQRS | Employees Provident Fund Board [SSH] | 947 | 40,235 | 8.154 | |
| 30 Mar 2020 - 30 Mar 2020 | GBGAQRS | Employees Provident Fund Board [SSH] | 342 | 39,289 | 7.962 | |
| 27 Mar 2020 - 27 Mar 2020 | GBGAQRS | Employees Provident Fund Board [SSH] | 1,123 | 38,946 | 7.893 | |
| 27 Mar 2020 - 27 Mar 2020 | GBGAQRS | Oversea-chinese Banking Corporation Limited [SSH] | 8 | 29,960 | 6.072 | |
| 26 Mar 2020 - 26 Mar 2020 | GBGAQRS | Employees Provident Fund Board [SSH] | 133 | 37,824 | 7.666 | |
| 25 Mar 2020 - 25 Mar 2020 | GBGAQRS | Employees Provident Fund Board [SSH] | 847 | 37,691 | 7.639 | |
| 24 Mar 2020 - 24 Mar 2020 | GBGAQRS | Employees Provident Fund Board [SSH] | 366 | 36,844 | 7.467 | |
| 01 Apr 2020 - 02 Apr 2020 | GENETEC | Tan Moon Teik [DIR/CEO] | 28 | 2,333 | 5.505 | |
| 01 Apr 2020 - 02 Apr 2020 | GENETEC | Tan Moon Teik [SSH] | 28 | 2,333 | 5.505 | |
| 27 Mar 2020 - 30 Mar 2020 | GENETEC | Tan Moon Teik [SSH] | 47 | 2,305 | 5.439 | |
| 27 Mar 2020 - 30 Mar 2020 | GENETEC | Tan Moon Teik [DIR/CEO] | 47 | 2,305 | 5.439 | |
| 31 Mar 2020 - 31 Mar 2020 | GENP | Employees Provident Fund Board [SSH] | 606 | 93,888 | 10.465 | |
| 30 Mar 2020 - 30 Mar 2020 | GENP | Employees Provident Fund Board [SSH] | 449 | 93,282 | 10.397 | |
| 27 Mar 2020 - 27 Mar 2020 | GENP | Employees Provident Fund Board [SSH] | -35 | 92,833 | 10.347 | |
| 26 Mar 2020 - 26 Mar 2020 | GENP | Employees Provident Fund Board [SSH] | 1 | 92,868 | 10.351 | |
| 25 Mar 2020 - 25 Mar 2020 | GENP | Employees Provident Fund Board [SSH] | 120 | 92,867 | 10.351 | |
| 30 Mar 2020 - 31 Mar 2020 | GHLSYS | Parantaka Ltd [SSH] | 1,350 | 94,324 | 12.59 | |
| 30 Mar 2020 - 31 Mar 2020 | GHLSYS | Credador Iv L.p. [SSH] | 1,350 | 94,324 | 12.59 | |
| 26 Mar 2020 - 26 Mar 2020 | GHLSYS | Parantaka Ltd [SSH] | 89 | 92,974 | 12.41 | |
| 26 Mar 2020 - 26 Mar 2020 | GHLSYS | Credador Iv L.p. [SSH] | 89 | 92,974 | | |

Notice Date (30 March - 3 April 2020)

| Effective Change Date | Stock Name | Buyer/ Seller Name [Classification] | Bought / (Sold) '000 | | No. of Shares After Trade '000 | |
|---------------------------|------------|--|----------------------|-----------|--------------------------------|--------|
| | | | Total | Total | % Held | % Held |
| 30 Mar 2020 - 30 Mar 2020 | KPJ | Employees Provident Fund [SSH] | 1,639 | 509,062 | | |
| 31 Mar 2020 - 31 Mar 2020 | KPJ | Kumpulan Wang Persaraan (diperbadankan) [SSH] | -1,300 | 230,077 | | |
| 26 Mar 2020 - 26 Mar 2020 | KPJ | Employees Provident Fund [SSH] | 224 | 508,272 | | |
| 26 Mar 2020 - 26 Mar 2020 | KPJ | Employees Provident Fund [SSH] | 224 | 508,272 | | |
| 25 Mar 2020 - 25 Mar 2020 | KPJ | Employees Provident Fund [SSH] | 411 | 508,047 | | |
| 23 Mar 2020 - 27 Mar 2020 | KRONO | Geoffrey Ng Ching Fung [DIR/CEO] | 155 | 155 | 0.03 | |
| 02 Apr 2020 - 02 Apr 2020 | KUB | Jag Capital Holdings Sdn Bhd [SSH] | 3,000 | 181,695 | 32.652 | |
| 02 Apr 2020 - 02 Apr 2020 | KUB | Johari Bin Abdul Ghani [DIR/CEO] | 3,000 | 181,695 | 32.652 | |
| 01 Apr 2020 - 01 Apr 2020 | KUB | Jag Capital Holdings Sdn Bhd [SSH] | 444 | 178,695 | 32.112 | |
| 01 Apr 2020 - 01 Apr 2020 | KUB | Johari Bin Abdul Ghani [DIR/CEO] | 444 | 178,695 | 32.112 | |
| 30 Mar 2020 - 30 Mar 2020 | KUB | Johari Bin Abdul Ghani [DIR/CEO] | 182 | 178,251 | 32.033 | |
| 30 Mar 2020 - 30 Mar 2020 | KUB | Jag Capital Holdings Sdn Bhd [SSH] | 182 | 178,251 | 32.033 | |
| 27 Mar 2020 - 27 Mar 2020 | LAYHONG | Yap Hoong Chai [DIR/CEO] | 200 | 223,797 | 33.893 | |
| 31 Mar 2020 - 31 Mar 2020 | LFECORP | Ng Kok Kheng [SSH] | 20,000 | 29,200 | 13.012 | |
| 30 Mar 2020 - 30 Mar 2020 | LIHEN | Chua Lee Seng [DIR/CEO] | -85 | 77,506 | 43.06 | |
| 30 Mar 2020 - 30 Mar 2020 | LIHEN | Chua Lee Seng [SSH] | -85 | 77,506 | 43.11 | |
| 31 Mar 2020 - 31 Mar 2020 | LIONIND | Raja Nong Chik Bin Dato' Raja Zainal Abidin [DIR/CEO] | 50 | 200 | 0.03 | |
| 27 Mar 2020 - 27 Mar 2020 | LITRAK | Employees Provident Fund Board [SSH] | -0.6 | 32,027 | 6.028 | |
| 31 Mar 2020 - 31 Mar 2020 | LKL | Mok Mei Lan [DIR/CEO] | 200 | 282,828 | 65.958 | |
| 31 Mar 2020 - 31 Mar 2020 | LKL | Lim Kon Lian [SSH] | 200 | 282,828 | 65.958 | |
| 31 Mar 2020 - 31 Mar 2020 | LKL | Mok Mei Lan [SSH] | 200 | 282,828 | 65.958 | |
| 31 Mar 2020 - 31 Mar 2020 | LKL | Lim Kon Lian [DIR/CEO] | 200 | 282,828 | 65.958 | |
| 31 Mar 2020 - 31 Mar 2020 | LKL | Adzmi Bin Abdul Wahab [DIR/CEO] | -200 | | | |
| 03 Apr 2020 - 03 Apr 2020 | LYC | Lim Yin Chow [SSH] | | 65,432 | 18.41 | |
| 03 Apr 2020 - 03 Apr 2020 | LYC | Lyc Capital Sdn Bhd [SSH] | | 65,432 | 18.41 | |
| 30 Mar 2020 - 30 Mar 2020 | MALAKOF | Employees Provident Fund Board [SSH] | 212 | 605,426 | 12.388 | |
| 27 Mar 2020 - 27 Mar 2020 | MASTER | Khor Teng Tong [DIR/CEO] | 300 | 1,777 | 3.25 | |
| 31 Mar 2020 - 31 Mar 2020 | MATRIX | Employees Provident Fund Board [SSH] | 11 | 74,587 | 8.941 | |
| 30 Mar 2020 - 30 Mar 2020 | MATRIX | Employees Provident Fund Board [SSH] | 82 | 74,576 | 8.94 | |
| 27 Mar 2020 - 27 Mar 2020 | MATRIX | Employees Provident Fund Board [SSH] | 260 | 74,494 | 8.93 | |
| 26 Mar 2020 - 26 Mar 2020 | MATRIX | Employees Provident Fund Board [SSH] | 575 | 74,234 | 8.899 | |
| 25 Mar 2020 - 25 Mar 2020 | MATRIX | Employees Provident Fund Board [SSH] | 619 | 73,659 | 8.83 | |
| 31 Mar 2020 - 31 Mar 2020 | MAXIS | Employees Provident Fund Board (epf Board) [SSH] | 550 | 897,427 | 11.476 | |
| 30 Mar 2020 - 30 Mar 2020 | MAXIS | Employees Provident Fund Board (epf Board) [SSH] | 487 | 896,878 | 11.468 | |
| 27 Mar 2020 - 27 Mar 2020 | MAXIS | Employees Provident Fund Board (epf Board) [SSH] | 516 | 896,391 | 11.462 | |
| 26 Mar 2020 - 26 Mar 2020 | MAXIS | Employees Provident Fund Board (epf Board) [SSH] | 411 | 895,875 | 11.455 | |
| 25 Mar 2020 - 25 Mar 2020 | MAXIS | Employees Provident Fund Board (epf Board) [SSH] | 380 | 895,464 | 11.45 | |
| 01 Apr 2020 - 01 Apr 2020 | MAYBANK | Amanahraya Trustees Berhad - Amanah Saham Bumiputera [SSH] | 2,000 | 3,901,742 | 34.709 | |
| 31 Mar 2020 - 31 Mar 2020 | MAYBANK | Employees Provident Fund Board [SSH] | -17 | 1,547,012 | 13.762 | |
| 31 Mar 2020 - 31 Mar 2020 | MAYBANK | Amanahraya Trustees Berhad - Amanah Saham Bumiputera [SSH] | 1,000 | 3,899,742 | 34.691 | |
| 30 Mar 2020 - 30 Mar 2020 | MAYBANK | Employees Provident Fund Board [SSH] | 3,000 | 1,547,029 | 13.762 | |
| 27 Mar 2020 - 27 Mar 2020 | MAYBANK | Employees Provident Fund Board [SSH] | 3,000 | 1,544,029 | 13.735 | |
| 26 Mar 2020 - 26 Mar 2020 | MAYBANK | Employees Provident Fund Board [SSH] | 3,774 | 1,541,029 | 13.709 | |
| 26 Mar 2020 - 26 Mar 2020 | MAYBANK | Amanahraya Trustees Berhad - Amanah Saham Bumiputera [SSH] | 1,500 | 3,898,742 | 34.682 | |
| 25 Mar 2020 - 25 Mar 2020 | MAYBANK | Employees Provident Fund Board [SSH] | 2,738 | 1,537,255 | 13.675 | |
| 25 Mar 2020 - 27 Mar 2020 | MBL | Chok Chew Lan [SSH] | 96 | 9,338 | 9.356 | |
| 31 Mar 2020 - 31 Mar 2020 | MBMR | Employees Provident Fund Board [SSH] | 6 | 38,594 | 9.873 | |
| 30 Mar 2020 - 30 Mar 2020 | MBMR | Employees Provident Fund Board [SSH] | -377 | 38,588 | 9.872 | |
| 27 Mar 2020 - 27 Mar 2020 | MBMR | Employees Provident Fund Board [SSH] | 309 | 38,965 | 9.968 | |
| 26 Mar 2020 - 26 Mar 2020 | MBMR | Employees Provident Fund Board [SSH] | 802 | 38,656 | 9.889 | |
| 25 Mar 2020 - 25 Mar 2020 | MBMR | Employees Provident Fund Board [SSH] | 80 | 37,854 | 9.684 | |
| 27 Mar 2020 - 27 Mar 2020 | MCT | Urusharta Jmaah Sdn. Bhd. [SSH] | -7,051 | | | |
| 26 Mar 2020 - 26 Mar 2020 | MCT | Urusharta Jmaah Sdn. Bhd. [SSH] | -8,000 | 77,173 | 5.297 | |
| 30 Mar 2020 - 01 Apr 2020 | MESB | Lim Siew Swan [SSH] | -254 | 5,313 | 5.832 | |
| 30 Mar 2020 - 01 Apr 2020 | MESB | Lee Sey Liang [SSH] | -254 | 5,313 | 5.832 | |
| 25 Mar 2020 - 27 Mar 2020 | MESB | Lim Siew Swan [SSH] | -1,404 | 5,567 | 6.111 | |
| 25 Mar 2020 - 27 Mar 2020 | MESB | Lee Sey Liang [SSH] | -1,404 | 5,567 | 6.111 | |
| 31 Mar 2020 - 01 Apr 2020 | MFCB | Fmr Lic [SSH] | -709 | 30,821 | 6.703 | |
| 27 Mar 2020 - 30 Apr 2020 | MFCB | Fmr Lic [SSH] | -1,368 | 31,507 | 6.881 | |
| 31 Mar 2020 - 31 Mar 2020 | MFLOUR | Arshad Bin Ayub [SSH] | | 71,767 | 7.12 | |
| 31 Mar 2020 - 31 Mar 2020 | MFLOUR | Arshad Bin Ayub [DIR/CEO] | | 71,767 | 7.12 | |
| 31 Mar 2020 - 01 Apr 2020 | MICROLN | Montero Gerard Clair [DIR/CEO] | 57 | 5,397 | 2.931 | |
| 27 Mar 2020 - 27 Mar 2020 | MICROLN | Montero Gerard Clair [DIR/CEO] | 48 | 5,340 | 2.9 | |
| 02 Apr 2020 - 02 Apr 2020 | MINDA | Abd Aziz Bin Sheikh Fadzir [SSH] | -700 | 1,765 | 16.272 | |
| 02 Apr 2020 - 02 Apr 2020 | MINETEC | Awang Daud Bin Awang Putera [SSH] | 5,600 | 166,039 | 18.022 | |
| 02 Apr 2020 - 02 Apr 2020 | MINETEC | Awang Daud Bin Awang Putera [DIR/CEO] | 5,600 | 166,039 | 18.022 | |
| 01 Apr 2020 - 01 Apr 2020 | MINETEC | Awang Daud Bin Awang Putera [SSH] | 4,639 | 160,439 | 17.415 | |
| 01 Apr 2020 - 01 Apr 2020 | MINETEC | Awang Daud Bin Awang Putera [DIR/CEO] | 4,639 | 160,439 | 17.415 | |
| 31 Mar 2020 - 31 Mar 2020 | MINETEC | Awang Daud Bin Awang Putera [SSH] | 5,800 | 155,800 | 16.911 | |
| 31 Mar 2020 - 31 Mar 2020 | MINETEC | Awang Daud Bin Awang Putera [DIR/CEO] | 5,800 | 155,800 | 16.911 | |
| 31 Mar 2020 - 31 Mar 2020 | MISC | Employees Provident Fund Board [SSH] | -1,406 | 366,612 | 8.21 | |
| 30 Mar 2020 - 30 Mar 2020 | MISC | Employees Provident Fund Board [SSH] | 1,704 | 368,018 | 8.24 | |
| 27 Mar 2020 - 27 Mar 2020 | MISC | Employees Provident Fund Board [SSH] | -670 | 366,315 | 8.21 | |
| 26 Mar 2020 - 26 Mar 2020 | MISC | Employees Provident Fund Board [SSH] | -1,668 | 366,985 | 8.22 | |
| 25 Mar 2020 - 25 Mar 2020 | MISC | Employees Provident Fund Board [SSH] | -1,721 | 368,653 | 8.26 | |
| 30 Mar 2020 - 30 Mar 2020 | MKH | Mohammed Chudi Bin Haji Ghazali [DIR/CEO] | 5 | 77 | 0.013 | |
| 31 Mar 2020 - 31 Mar 2020 | MMCCORP | Urusharta Jmaah Sdn Bhd [SSH] | -530 | 164,099 | 5.389 | |
| 30 Mar 2020 - 30 Mar 2020 | MMCCORP | Urusharta Jmaah Sdn Bhd [SSH] | -644 | 164,629 | 5.406 | |
| 27 Mar 2020 - 27 Mar 2020 | MMCCORP | Urusharta Jmaah Sdn Bhd [SSH] | -447 | 165,273 | 5.427 | |
| 26 Mar 2020 - 26 Mar 2020 | MMCCORP | Urusharta Jmaah Sdn Bhd [SSH] | -402 | 165,720 | 5.442 | |
| 25 Mar 2020 - 25 Mar 2020 | MMCCORP | Urusharta Jmaah Sdn Bhd [SSH] | -526 | 166,122 | 5.455 | |
| 27 Mar 2020 - 27 Mar 2020 | MPI | Employees Provident Fund Board [SSH] | 346 | 11,223 | | |
| 26 Mar 2020 - 26 Mar 2020 | MPI | Employees Provident Fund Board [SSH] | 383 | 10,877 | | |
| 25 Mar 2020 - 25 Mar 2020 | MPI | Employees Provident Fund Board [SSH] | 50 | 10,494 | | |
| 03 Apr 2020 - 03 Apr 2020 | MSC | Yong Mian Thong [DIR/CEO] | 5 | 356 | 0.089 | |
| 31 Mar 2020 - 31 Mar 2020 | MUHIHABH | Fil Limited And Pandanus Partners Lp. [SSH] | -1,284 | 38,278 | 7.918 | |
| 30 Mar 2020 - 30 Mar 2020 | MUHIHABH | Fil Limited And Pandanus Partners Lp. [SSH] | -1,614 | 39,562 | 8.183 | |
| 27 Mar 2020 - 27 Mar 2020 | MUHIHABH | Fil Limited And Pandanus Partners Lp. [SSH] | -1,870 | 41,176 | 8.517 | |
| 26 Mar 2020 - 26 Mar 2020 | MUHIHABH | Fil Limited And Pandanus Partners Lp. [SSH] | -1,283 | 43,047 | 8.904 | |
| 24 Mar 2020 - 24 Mar 2020 | MYNEWS | Employees Provident Fund Board [SSH] | 485 | 36,564 | 5.36 | |
| 23 Mar 2020 - 23 Mar 2020 | MYNEWS | Employees Provident Fund Board [SSH] | 854 | 36,079 | 5.289 | |
| 30 Apr 2020 - 30 Apr 2020 | NESTLE | Employees Provident Fund Board [SSH] | -24 | 18,491 | 7.885 | |
| 27 Mar 2020 - 27 Mar 2020 | NESTLE | Employees Provident Fund Board [SSH] | -19 | 18,515 | 7.896 | |
| 26 Mar 2020 - 26 Mar 2020 | NESTLE | Employees Provident Fund Board [SSH] | 12 | 18,534 | 7.904 | |
| 25 Mar 2020 - 25 Mar 2020 | NESTLE | Employees Provident Fund Board [SSH] | 8 | 18,522 | 7.898 | |
| 31 Mar 2020 - 31 Mar 2020 | NTPM | Teoh Teik Toe [DIR/CEO] | 187 | 8,500 | 0.757 | |
| 27 Mar 2020 - 31 Mar 2020 | NVLEX | Siew Ka Wei [DIR/CEO] | 41 | 97,660 | 55.832 | |
| 27 Mar 2020 - 31 Mar 2020 | NVLEX | Siew Ka Wei [SSH] | 41 | 97,660 | 55.832 | |
| 02 Apr 2020 - 02 Apr 2020 | OCK | Ooi Chin Khoon [DIR/CEO] | -2,260 | 331,355 | 34.568 | |
| 02 Apr 2020 - 02 Apr 2020 | OCK | Ooi Chin Khoon [SSH] | -2,260 | 331,355 | 34.568 | |
| 02 Apr 2020 - 02 Apr 2020 | OCK | Aliran Armada Sdn Bhd [SSH] | -2,260 | 329,927 | 34.442 | |
| 27 Mar 2020 - 27 Mar 2020 | OCK | Chang Tan Chin [DIR/CEO] | -100 | 5,535 | 0.577 | |
| 01 Apr 2020 - 01 Apr 2020 | OFI | Son Chen Chuan [DIR/CEO] | | 107,054 | 44.606 | |
| 01 Apr 2020 - 01 Apr 2020 | OFI | Son Chen Chuan [SSH] | | 107,054 | 44.606 | |
| 01 Apr 2020 - 01 Apr 2020 | OFI | Lim Keat Sear [DIR/CEO] | -1,000 | 54,834 | 22.848 | |
| 01 Apr 2020 - 01 Apr 2020 | OFI | Lim Keat Sear [SSH] | -1,000 | 54,834 | 22.848 | |
| 01 Apr 2020 - 01 Apr 2020 | OFI | Syarikat Perniagaan Chong Mah Sdn Bhd [SSH] | -1,000 | 40,142 | 16.726 | |
| 30 Mar 2020 - 30 Mar 2020 | OMESTI | Montero Gerard Clair [DIR/CEO] | 191 | 94,669 | 17.834 | |
| 30 Mar 2020 - 30 Mar 2020 | OMESTI | Montero Gerard Clair [SSH] | 191 | 94,669 | 17.834 | |
| 31 Mar 2020 - 31 Mar 2020 | OSK | Ong Leong Huat @ Wong Joo Hwa [DIR/CEO] | 30 | 1,143,193 | 55.205 | |
| 31 Mar 2020 - 31 Mar 2020 | OSK | Ong Leong Huat @ Wong Joo Hwa [SSH] | 30 | 1,087,185 | 52.5 | |
| 31 Mar 2020 - 31 Mar 2020 | OSK | Osk Equity Holdings Sdn. Bhd. [SSH] | 30 | 568,556 | 27.456 | |
| 27 Mar 2020 - 27 Mar 2020 | OSK | Ong Leong Huat @ Wong Joo Hwa [DIR/CEO] | 70 | 1,143,163 | 55.203 | |
| 27 Mar 2020 - 27 Mar 2020 | OSK | Ong Leong Huat @ Wong Joo Hwa [SSH] | 70 | 1,087,155 | 52.499 | |
| 27 Mar 2020 - 27 Mar 2020 | OSK | Osk Equity Holdings Sdn. Bhd. [SSH] | 70 | 568,526 | 27.454 | |
| 02 Apr 2020 - 02 Apr 2020 | PA | Ng Tong Hai [SSH] | 300 | 358,279 | 15.962 | |
| 02 Apr 2020 - 02 Apr 2020 | PA | Ng Tong Hai [DIR/CEO] | 300 | 358,279 | 15.962 | |
| 01 Apr 2020 - 01 Apr 2020 | PA | Ng Tong Hai [DIR/CEO] | 130 | 161,005 | 21.262 | |
| 02 Apr 2020 - 02 Apr 2020 | PADINI | Kumpulan Wang Persaraan (diperbadankan) [SSH] | -84 | 50,467 | 7.674 | |
| 01 Apr 2020 - 01 Apr 2020 | PADINI | Kumpulan Wang Persaraan (diperbadankan) [SSH] | -20 | 50,572 | 7.687 | |
| 30 Mar 2020 - 30 Mar 2020 | PADINI | Employees Provident Fund Board [SSH] | 211 | 61,501 | 9.348 | |
| 25 Mar 2020 - 25 Mar 2020 | PADINI | Employees Provident Fund Board [SSH] | 300 | 61,290 | 9.316 | |
| 31 Mar 2020 - 31 Mar 2020 | PAVREIT | Employees Provident Fund Board [SSH] | -932 | 288,912 | 9.493 | |
| 30 Mar 2020 - 30 Mar 2020 | PAVREIT | Employees Provident Fund Board [SSH] | -84 | 289,843 | 9.524 | |
| 27 Mar 2020 - 27 Mar 2020 | PAVREIT | Employees Provident Fund Board [SSH] | -23 | 289,928 | 9.527 | |
| 26 Mar 2020 - 26 Mar 2020 | PAVREIT | Employees Provident Fund Board [SSH] | 5 | 289,951 | 9.527 | |
| 25 Mar 2020 - 25 Mar 2020 | PAVREIT | Employees Provident Fund Board [SSH] | 1,828 | 289,946 | 9.527 | |
| 24 Mar 2020 - 24 Mar 2020 | PAVREIT | Employees Provident Fund Board [SSH] | 2,334 | 288,117 | 9.467 | |
| 23 Mar 2020 - 23 Mar 2020 | PAVREIT | Employees Provident Fund Board [SSH] | 346 | 285,783 | 9.39 | |
| 20 Mar 2020 - 20 Mar 2020 | PAVREIT | Employees Provident Fund Board [SSH] | 851 | 285,437 | 9.379 | |
| 19 Mar 2020 - 19 Mar 2020 | PAVREIT | Employees Provident Fund Board [SSH] | 3,000 | 284,586 | 9.351 | |
| 18 Mar 2020 - 18 Mar 2020 | PAVREIT | Employees Provident Fund Board [SSH] | 3,000 | 281,586 | 9.253 | |
| 1 | | | | | | |

Notice Date (30 March - 3 April 2020)

| Effective Change Date | Stock Name | Buyer/ Seller Name [Classification] | Bought / (Sold) ['000] | | No. of Shares After Trade ['000] | |
|---------------------------|------------|--|------------------------|---------|----------------------------------|--------|
| | | | Total | Total | % Held | % Held |
| 26 Mar 2020 - 26 Mar 2020 | SUNWAY | Employees Provident Fund Board [SSH] | 314 | 409,839 | 8.36 | |
| 25 Mar 2020 - 25 Mar 2020 | SUNWAY | Employees Provident Fund Board [SSH] | 1,685 | 409,526 | 8.36 | |
| 28 Jan 2019 - 28 Jan 2019 | SURIA | Warisan Harta Sabah Sdn Bhd [SSH] | 26,166 | 156,993 | 45.397 | |
| 31 Mar 2020 - 01 Apr 2020 | SWSCAP | Tan King Tai @ Tan Khoon Hai [SSH] | 62 | 49,722 | 27.268 | |
| 31 Mar 2020 - 01 Apr 2020 | SWSCAP | Tan King Tai @ Tan Khoon Hai [DIR/CEO] | 62 | 49,722 | 27.268 | |
| 31 Mar 2020 - 01 Apr 2020 | SWSCAP | Chan Mei Cheng [SSH] | 62 | 49,722 | 27.268 | |
| 01 Apr 2020 - 02 Apr 2020 | T7GLOBAL | Tan Kay Yin [DIR/CEO] | 217 | 13,465 | 2.617 | |
| 30 Mar 2020 - 30 Mar 2020 | T7GLOBAL | Tan Kay Yin [DIR/CEO] | 28 | 13,248 | 2.575 | |
| 26 Mar 2020 - 27 Mar 2020 | T7GLOBAL | Tan Kay Yin [DIR/CEO] | 387 | 13,220 | 2.57 | |
| 02 Apr 2020 - 02 Apr 2020 | TAANN | Wong Kuo Hea [DIR/CEO] | 4 | 153,899 | 34.939 | |
| 02 Apr 2020 - 02 Apr 2020 | TAANN | Wong Kuo Hea [SSH] | 4 | 148,799 | 33.781 | |
| 02 Apr 2020 - 02 Apr 2020 | TAANN | Chia Chu Fatt [DIR/CEO] | 10 | 70 | 0.016 | |
| 01 Apr 2020 - 01 Apr 2020 | TAANN | Wong Kuo Hea [DIR/CEO] | 11 | 153,895 | 34.938 | |
| 01 Apr 2020 - 01 Apr 2020 | TAANN | Wong Kuo Hea [SSH] | 11 | 148,795 | 33.78 | |
| 31 Mar 2020 - 31 Mar 2020 | TAANN | Wong Kuo Hea [DIR/CEO] | 0.8 | 153,885 | 34.936 | |
| 31 Mar 2020 - 31 Mar 2020 | TAANN | Wong Kuo Hea [SSH] | 0.8 | 148,785 | 33.778 | |
| 30 Mar 2020 - 30 Mar 2020 | TAANN | Wong Kuo Hea [DIR/CEO] | 4 | 153,884 | 34.936 | |
| 30 Mar 2020 - 30 Mar 2020 | TAANN | Wong Kuo Hea [SSH] | 4 | 148,784 | 33.778 | |
| 27 Mar 2020 - 27 Mar 2020 | TAANN | Wong Kuo Hea [DIR/CEO] | 6 | 153,880 | 34.935 | |
| 27 Mar 2020 - 27 Mar 2020 | TAANN | Wong Kuo Hea [SSH] | 6 | 148,780 | 33.777 | |
| 30 Mar 2020 - 30 Mar 2020 | TAKAFUL | Employees Provident Fund Board [SSH] | -770 | 59,252 | 7.166 | |
| 27 Mar 2020 - 27 Mar 2020 | TAKAFUL | Employees Provident Fund Board [SSH] | 1,565 | 60,022 | 7.26 | |
| 26 Mar 2020 - 26 Mar 2020 | TAKAFUL | Employees Provident Fund Board [SSH] | 377 | 58,457 | 7.07 | |
| 25 Mar 2020 - 25 Mar 2020 | TAKAFUL | Employees Provident Fund Board [SSH] | 408 | 58,080 | 7.025 | |
| 24 Mar 2020 - 24 Mar 2020 | TAKAFUL | Employees Provident Fund Board [SSH] | -58 | 57,672 | 6.975 | |
| 23 Mar 2020 - 23 Mar 2020 | TAKAFUL | Employees Provident Fund Board [SSH] | -570 | 57,614 | 6.968 | |
| 02 Apr 2020 - 02 Apr 2020 | TAMBUN | Teh Kiak Seng [DIR/CEO] | 72 | 182,290 | 42.06 | |
| 02 Apr 2020 - 02 Apr 2020 | TAMBUN | Teh Kiak Seng [SSH] | 72 | 182,290 | | |
| 30 Mar 2020 - 31 Mar 2020 | TAMBUN | Teh Kiak Seng [DIR/CEO] | 204 | 182,218 | 42.04 | |
| 30 Mar 2020 - 31 Mar 2020 | TAMBUN | Teh Kiak Seng [SSH] | 204 | 182,218 | | |
| 27 Mar 2020 - 27 Mar 2020 | TASHIN | Koay Kah Ee [DIR/CEO] | 50 | 345 | 0.099 | |
| 01 Apr 2020 - 02 Apr 2020 | TCHONG | Tan Heng Chew [DIR/CEO] | 35 | 318,813 | 48.864 | |
| 01 Apr 2020 - 02 Apr 2020 | TCHONG | Khor Swee Wah @ Koh Bee Leng [DIR/CEO] | 35 | 318,813 | 48.864 | |
| 01 Apr 2020 - 02 Apr 2020 | TCHONG | Tan Heng Chew [SSH] | 35 | 304,273 | 46.635 | |
| 27 Mar 2020 - 30 Mar 2020 | TCHONG | Tan Heng Chew [SSH] | 50 | 304,238 | 46.63 | |
| 24 Mar 2020 - 30 Mar 2020 | TCHONG | Khor Swee Wah @ Koh Bee Leng [DIR/CEO] | 52 | 318,778 | 48.859 | |
| 24 Mar 2020 - 30 Mar 2020 | TCHONG | Tan Heng Chew [DIR/CEO] | 52 | 318,778 | 48.859 | |
| 31 Mar 2020 - 31 Mar 2020 | TENAGA | Amanahraya Trustees Berhad - Amanah Saham Bumiputera [SSH] | 112 | 521,980 | 9.18 | |
| 30 Mar 2020 - 30 Mar 2020 | TENAGA | Employees Provident Fund Board [SSH] | 1,919 | 948,770 | 16.68 | |
| 31 Mar 2020 - 31 Mar 2020 | TENAGA | Kumpulan Wang Persaraan (diperbadankan) [SSH] | 346 | 372,287 | 6.55 | |
| 27 Mar 2020 - 27 Mar 2020 | TENAGA | Employees Provident Fund Board [SSH] | -1,670 | 946,851 | 16.65 | |
| 27 Mar 2020 - 27 Mar 2020 | TENAGA | Amanahraya Trustees Berhad - Amanah Saham Bumiputera [SSH] | 1,224 | 521,868 | 9.18 | |
| 26 Mar 2020 - 26 Mar 2020 | TENAGA | Employees Provident Fund Board [SSH] | -510 | 948,521 | 16.68 | |
| 27 Mar 2020 - 27 Mar 2020 | TENAGA | Kumpulan Wang Persaraan (diperbadankan) [SSH] | -150 | 371,942 | 6.58 | |
| 26 Mar 2020 - 26 Mar 2020 | TENAGA | Amanahraya Trustees Berhad - Amanah Saham Bumiputera [SSH] | 749 | 520,644 | 9.16 | |
| 25 Mar 2020 - 25 Mar 2020 | TENAGA | Employees Provident Fund Board [SSH] | -444 | 949,031 | 16.69 | |
| 26 Mar 2020 - 26 Mar 2020 | TIGER | Tan Wei Lian [DIR/CEO] | 1,160 | 80,452 | 5.492 | |
| 26 Mar 2020 - 26 Mar 2020 | TIGER | Tan Wei Lian [SSH] | 1,160 | 80,452 | 5.492 | |
| 26 Mar 2020 - 26 Mar 2020 | TIGER | Sek Chian Nee [SSH] | 1,160 | 80,452 | 5.493 | |
| 26 Mar 2020 - 26 Mar 2020 | TIGER | Tan Lee Chin [SSH] | 1,160 | 80,452 | 5.493 | |
| 26 Mar 2020 - 26 Mar 2020 | TIGER | Tan Lee Chin [DIR/CEO] | 1,160 | 80,452 | 5.493 | |
| 26 Mar 2020 - 26 Mar 2020 | TIGER | Sek Chian Nee [DIR/CEO] | 1,160 | 80,452 | 5.493 | |
| 25 Mar 2020 - 25 Mar 2020 | TIGER | Tan Lee Chin [SSH] | 1,420 | 79,292 | 5.414 | |
| 25 Mar 2020 - 25 Mar 2020 | TIGER | Sek Chian Nee [DIR/CEO] | 1,420 | 79,292 | 5.413 | |
| 25 Mar 2020 - 25 Mar 2020 | TIGER | Tan Wei Lian [DIR/CEO] | 1,420 | 79,292 | 5.413 | |
| 25 Mar 2020 - 25 Mar 2020 | TIGER | Tan Lee Chin [DIR/CEO] | 1,420 | 79,292 | 5.414 | |
| 25 Mar 2020 - 25 Mar 2020 | TIGER | Sek Chian Nee [SSH] | 1,420 | 79,292 | 5.413 | |
| 25 Mar 2020 - 25 Mar 2020 | TIGER | Tan Wei Lian [SSH] | 1,420 | 79,292 | 5.413 | |
| 31 Mar 2020 - 31 Mar 2020 | TIMECOM | Employees Provident Fund Board [SSH] | -366 | 56,922 | 9.721 | |
| 01 Apr 2020 - 01 Apr 2020 | TIMECOM | Kumpulan Wang Persaraan (diperbadankan) ("kwap") [SSH] | -212 | 45,160 | 7.713 | |
| 30 Mar 2020 - 30 Mar 2020 | TIMECOM | Employees Provident Fund Board [SSH] | -48 | 57,288 | 9.784 | |
| 31 Mar 2020 - 31 Mar 2020 | TIMECOM | Kumpulan Wang Persaraan (diperbadankan) ("kwap") [SSH] | -69 | 45,372 | 7.749 | |
| 27 Mar 2020 - 27 Mar 2020 | TIMECOM | Employees Provident Fund Board [SSH] | -499 | 57,336 | 9.792 | |
| 30 Mar 2020 - 30 Mar 2020 | TIMECOM | Kumpulan Wang Persaraan (diperbadankan) ("kwap") [SSH] | -18 | 45,441 | 7.761 | |
| 26 Mar 2020 - 26 Mar 2020 | TIMECOM | Employees Provident Fund Board [SSH] | -561 | 57,835 | 9.877 | |
| 27 Mar 2020 - 27 Mar 2020 | TIMECOM | Kumpulan Wang Persaraan (diperbadankan) ("kwap") [SSH] | -54 | 45,459 | 7.764 | |
| 25 Mar 2020 - 25 Mar 2020 | TIMECOM | Employees Provident Fund Board [SSH] | -505 | 58,396 | 9.973 | |
| 30 Mar 2020 - 31 Mar 2020 | TIJIYA | Lim Soon Peng [DIR/CEO] | 188 | 755,620 | 59.476 | |
| 30 Mar 2020 - 31 Mar 2020 | TIJIYA | Lim Soon Peng [SSH] | 188 | 755,420 | 59.46 | |
| 30 Mar 2020 - 30 Mar 2020 | TIJIYA | Lim Poh Yi [SSH] | 140 | 754,662 | 59.4 | |
| 30 Mar 2020 - 30 Mar 2020 | TIJIYA | Lim Poh Yi [DIR/CEO] | 140 | 754,662 | 59.4 | |
| 25 Mar 2020 - 26 Mar 2020 | TIJIYA | Lim Soon Peng [DIR/CEO] | 87 | 755,432 | 59.461 | |
| 25 Mar 2020 - 26 Mar 2020 | TIJIYA | Lim Soon Peng [SSH] | 87 | 755,232 | 59.445 | |
| 01 Apr 2020 - 01 Apr 2020 | TM | Amanahraya Trustees Berhad-amanah Saham Bumiputera [SSH] | 904 | 451,682 | 11.994 | |
| 31 Mar 2020 - 31 Mar 2020 | TM | Employee Provident Fund Board (epf Board) [SSH] | -1,242 | 607,102 | 16.122 | |
| 01 Apr 2020 - 01 Apr 2020 | TM | Kumpulan Wang Persaraan (diperbadankan) [SSH] | 3,289 | 295,595 | 7.849 | |
| 31 Mar 2020 - 31 Mar 2020 | TM | Amanahraya Trustees Berhad-amanah Saham Bumiputera [SSH] | 340 | 450,778 | 11.97 | |
| 30 Mar 2020 - 30 Mar 2020 | TM | Employees Provident Fund Board (epf Board) [SSH] | -2,075 | 608,344 | 16.155 | |
| 31 Mar 2020 - 31 Mar 2020 | TM | Kumpulan Wang Persaraan (diperbadankan) [SSH] | 2,000 | 292,306 | 7.762 | |
| 30 Mar 2020 - 30 Mar 2020 | TM | Kumpulan Wang Persaraan (diperbadankan) [SSH] | 2,177 | 290,306 | 7.709 | |
| 27 Mar 2020 - 27 Mar 2020 | TM | Kumpulan Wang Persaraan (diperbadankan) [SSH] | 1,939 | 288,128 | 7.651 | |
| 26 Mar 2020 - 26 Mar 2020 | TM | Amanahraya Trustees Berhad-amanah Saham Bumiputera [SSH] | 437 | 450,438 | 11.961 | |
| 31 Mar 2020 - 31 Mar 2020 | TOPGLOV | Employees Provident Fund Board [SSH] | -1,012 | 133,073 | 5.194 | |
| 30 Mar 2020 - 30 Mar 2020 | TOPGLOV | Employees Provident Fund Board [SSH] | -1,004 | 134,085 | 5.234 | |
| 27 Mar 2020 - 27 Mar 2020 | TOPGLOV | Employees Provident Fund Board [SSH] | -111 | 135,090 | 5.273 | |
| 26 Mar 2020 - 26 Mar 2020 | TOPGLOV | Employees Provident Fund Board [SSH] | -94 | 135,201 | 5.277 | |
| 25 Mar 2020 - 25 Mar 2020 | TOPGLOV | Employees Provident Fund Board [SSH] | 3,448 | 135,295 | 5.281 | |
| 24 Mar 2020 - 24 Mar 2020 | TOPGLOV | Employees Provident Fund Board [SSH] | 887 | 131,847 | 5.146 | |
| 23 Mar 2020 - 23 Mar 2020 | TOPGLOV | Employees Provident Fund Board [SSH] | 5,485 | 130,960 | 5.112 | |
| 30 Mar 2020 - 30 Mar 2020 | TOPGLOV | Lee Kim Meow [DIR/CEO] | -100 | 922 | 0.036 | |
| 27 Mar 2020 - 27 Mar 2020 | TOPGLOV | Employees Provident Fund Board [SSH] | -111 | 134,946 | 5.267 | |
| 27 Mar 2020 - 01 Apr 2020 | TOPGLOV | Lim Cheong Guan [DIR/CEO] | -150 | 148 | 0.006 | |
| 26 Mar 2020 - 26 Mar 2020 | TOPGLOV | Employees Provident Fund Board [SSH] | -94 | 135,057 | 5.271 | |
| 25 Mar 2020 - 25 Mar 2020 | TOPGLOV | Employees Provident Fund Board [SSH] | 3,448 | 135,151 | 5.275 | |
| 01 Apr 2020 - 01 Apr 2020 | TRC | Khooh Teo Choon [SSH] | 1,000 | 37,584 | 7.975 | |
| 01 Apr 2020 - 01 Apr 2020 | TRC | Richard Khoo Teng San [DIR/CEO] | 148 | 9,934 | 2.108 | |
| 30 Mar 2020 - 30 Mar 2020 | TRC | Richard Khoo Teng San [DIR/CEO] | 252 | 9,786 | 2.075 | |
| 27 Mar 2020 - 27 Mar 2020 | TROP | Tan Chee Sing [DIR/CEO] | -1,320 | 907,173 | 63.068 | |
| 27 Mar 2020 - 27 Mar 2020 | TROP | Tan Chee Sing [SSH] | -1,320 | 905,651 | 62.962 | |
| 27 Mar 2020 - 27 Mar 2020 | TROP | Aliran Firasat Sdn Bhd [SSH] | -1,320 | 301,658 | 20.971 | |
| 31 Mar 2020 - 31 Mar 2020 | UMCCA | Tee Cheng Hua [DIR/CEO] | | 7,544 | 3.596 | |
| 31 Mar 2020 - 31 Mar 2020 | UMW | Employees Provident Fund Board [SSH] | 3,491 | 168,948 | 14.461 | |
| 30 Mar 2020 - 30 Mar 2020 | UMW | Employees Provident Fund Board [SSH] | 3,425 | 165,457 | 14.162 | |
| 27 Mar 2020 - 27 Mar 2020 | UMW | Employees Provident Fund Board [SSH] | 1,000 | 162,032 | 13.869 | |
| 26 Mar 2020 - 26 Mar 2020 | UMW | Employees Provident Fund Board [SSH] | 962 | 161,032 | 13.783 | |
| 25 Mar 2020 - 25 Mar 2020 | UMW | Employees Provident Fund Board [SSH] | 3,598 | 160,609 | 13.701 | |
| 31 Mar 2020 - 31 Mar 2020 | UOADEV | Employees Provident Fund Board ("epf Board") [SSH] | 16 | 180,842 | 9.193 | |
| 30 Mar 2020 - 30 Mar 2020 | UOADEV | Employees Provident Fund Board ("epf Board") [SSH] | 15 | 180,826 | 9.192 | |
| 27 Mar 2020 - 27 Mar 2020 | UOADEV | Employees Provident Fund Board ("epf Board") [SSH] | 166 | 180,811 | 9.191 | |
| 25 Mar 2020 - 25 Mar 2020 | UOADEV | Employees Provident Fund Board ("epf Board") [SSH] | 1,062 | 180,645 | 9.183 | |
| 31 Mar 2020 - 31 Mar 2020 | UOAREIT | Employees Provident Fund Board ("epf Board") [SSH] | 86 | 38,186 | 9.03 | |
| 30 Mar 2020 - 30 Mar 2020 | UOAREIT | Employees Provident Fund Board ("epf Board") [SSH] | 33 | 38,101 | 9.01 | |
| 27 Mar 2020 - 27 Mar 2020 | UOAREIT | Employees Provident Fund Board ("epf Board") [SSH] | 231 | 38,068 | 9.002 | |
| 26 Mar 2020 - 26 Mar 2020 | UOAREIT | Employees Provident Fund Board ("epf Board") [SSH] | 67 | 37,837 | 8.948 | |
| 25 Mar 2020 - 25 Mar 2020 | UOAREIT | Employees Provident Fund Board ("epf Board") [SSH] | 60 | 37,770 | 8.932 | |
| 30 Mar 2020 - 30 Mar 2020 | UTDPLT | Employees Provident Fund Board [SSH] | -1 | 26,607 | 12.83 | |
| 27 Mar 2020 - 27 Mar 2020 | UTDPLT | Employees Provident Fund Board [SSH] | -5 | 26,608 | 12.83 | |
| 26 Mar 2020 - 26 Mar 2020 | UTDPLT | Employees Provident Fund Board [SSH] | -4 | 26,613 | 12.832 | |
| 25 Mar 2020 - 25 Mar 2020 | UTDPLT | Employees Provident Fund Board [SSH] | 18 | 26,617 | 12.833 | |
| 31 Mar 2020 - 31 Mar 2020 | UWC | Lio Chee Yeong [DIR/CEO] | -20 | 800 | 0.142 | |
| 27 Mar 2020 - 27 Mar 2020 | UWC | Lio Chee Yeong [DIR/CEO] | -20 | 800 | 0.145 | |
| 03 Apr 2020 - 03 Apr 2020 | UZMA | Brahmal Vasudevan [SSH] | 1,000 | 16,500 | 5.156 | |
| 25 Mar 2020 - 25 Mar 2020 | UZMA | Employees Provident Fund Board [SSH] | 503 | 19,964 | 6.238 | |
| 30 Mar 2020 - 31 Mar 2020 | VC | Neoh Soo Keat [SSH] | 34,490 | 80,000 | 16.6 | |
| 01 Apr 2020 - 01 Apr 2020 | VC | Neoh Soo Keat [SSH] | 45,510 | 45,510 | 9.444 | |
| 24 Mar 2020 - 24 Mar 2020 | VC | Choo Peng Hung [DIR/CEO] | -12,130 | 48,531 | 10.07 | |
| 24 Mar 2020 - 24 Mar 2020 | VC | Choo Peng Hung [SSH] | -12,130 | 48,531 | 10.07 | |
| 16 Mar 2020 - 16 Mar 2020 | VC | Choo Peng Hung [DIR/CEO] | -10,000 | 60,661 | 12.693 | |
| 16 Mar 2020 - 16 Mar 2020 | VC | Choo Peng Hung [SSH] | -10,000 | 60,661 | 12.693 | |
| 27 Mar 2020 - 27 Mar 2020 | VERTICE | Wong Kwai Wah [SSH] | 61 | 9,647 | 5.11 | |
| 27 Mar 2020 - 27 Mar 2020 | VERTICE | Wong Kwai Wah [DIR/CEO] | 61 | 9,647 | 5.11 | |
| 15 Jan 2020 - 15 Jan 2020 | VIT | | | | | |

Notice Date (30 March - 3 April 2020)

| Effective Change Date | Stock Name | Buyer/ Seller Name [Classification] | Bought / (Sold) ['000] | | No. of Shares After Trade ['000] | |
|---------------------------|------------|--|------------------------|-----------|----------------------------------|--------|
| | | | Total | Total | % Held | % Held |
| 24 Mar 2020 - 24 Mar 2020 | SMRT | Palaniappan A/ Ramanathan Chettiar [DIR/CEO] | -130 | 131,994 | 32.61 | |
| 24 Mar 2020 - 24 Mar 2020 | SMRT | Palaniappan A/ Ramanathan Chettiar [SSH] | -130 | 131,994 | 32.61 | |
| 18 Mar 2020 - 18 Mar 2020 | SMRT | Abd Aziz Bin Sheikh Fadzir [SSH] | -1,285 | 50,924 | 12.581 | |
| 23 Mar 2020 - 26 Mar 2020 | SNTORIA | Gan Kim Leong [SSH] | 354 | 303,549 | 54.43 | |
| 23 Mar 2020 - 26 Mar 2020 | SNTORIA | Gan Kim Leong [DIR/CEO] | 354 | 303,549 | 54.43 | |
| 24 Mar 2020 - 24 Mar 2020 | SPSETIA | Employees Provident Fund Board [SSH] | 4 | 490,297 | 12.129 | |
| 20 Mar 2020 - 20 Mar 2020 | SPSETIA | Employees Provident Fund Board [SSH] | 1 | 490,297 | 12.129 | |
| 19 Mar 2020 - 19 Mar 2020 | SPSETIA | Employees Provident Fund Board [SSH] | 40 | 490,292 | 12.128 | |
| 18 Mar 2020 - 18 Mar 2020 | SPSETIA | Employees Provident Fund Board [SSH] | 1,500 | 490,252 | 12.127 | |
| 25 Mar 2020 - 25 Mar 2020 | SRIDGE | Voon Sze Lin [DIR/CEO] | -181 | 1,657 | 1.14 | |
| 25 Mar 2020 - 25 Mar 2020 | SRIDGE | Voon Sze Lin [DIR/CEO] | 181 | 181 | 0.421 | |
| 25 Mar 2020 - 25 Mar 2020 | SUCCESS | Fmr Lc [SSH] | 205 | 16,550 | 7.194 | |
| 24 Mar 2020 - 24 Mar 2020 | SUCCESS | Fmr Lc [SSH] | 145 | 16,345 | 7.105 | |
| 23 Mar 2020 - 23 Mar 2020 | SUCCESS | Fmr Lc [SSH] | 79 | 16,200 | 7.042 | |
| 24 Mar 2020 - 24 Mar 2020 | SUNREIT | Employees Provident Fund Board [SSH] | 185 | 424,976 | 14.43 | |
| 23 Mar 2020 - 23 Mar 2020 | SUNREIT | Employees Provident Fund Board [SSH] | 996 | 424,790 | 14.42 | |
| 20 Mar 2020 - 20 Mar 2020 | SUNREIT | Employees Provident Fund Board [SSH] | 606 | 423,794 | 14.39 | |
| 19 Mar 2020 - 19 Mar 2020 | SUNREIT | Employees Provident Fund Board [SSH] | 2,000 | 423,188 | 14.37 | |
| 18 Mar 2020 - 18 Mar 2020 | SUNREIT | Employees Provident Fund Board [SSH] | 3,000 | 421,188 | 14.3 | |
| 20 Mar 2020 - 20 Mar 2020 | SUNSURIA | Ter Leong Yap [DIR/CEO] | 200 | 537,506 | 60 | |
| 20 Mar 2020 - 20 Mar 2020 | SUNSURIA | Ter Leong Yap [SSH] | 200 | 168,840 | 60 | |
| 24 Mar 2020 - 24 Mar 2020 | SUNWAY | Employees Provident Fund Board [SSH] | 363 | 407,841 | 8.32 | |
| 23 Mar 2020 - 23 Mar 2020 | SUNWAY | Employees Provident Fund Board [SSH] | 1,520 | 407,478 | 8.31 | |
| 20 Mar 2020 - 20 Mar 2020 | SUNWAY | Employees Provident Fund Board [SSH] | 4,166 | 405,958 | 8.28 | |
| 19 Mar 2020 - 19 Mar 2020 | SUNWAY | Employees Provident Fund Board [SSH] | 6,000 | 401,792 | 8.2 | |
| 18 Mar 2020 - 18 Mar 2020 | SUNWAY | Employees Provident Fund Board [SSH] | 3,000 | 395,792 | 8.08 | |
| 26 Mar 2020 - 26 Mar 2020 | SWSCAP | Mr. Serm Juthamongkhon [SSH] | 1,000 | 15,693 | 8.606 | |
| 26 Mar 2020 - 26 Mar 2020 | SWSCAP | Mr. Serm Juthamongkhon [DIR/CEO] | 1,000 | 15,693 | 8.606 | |
| 19 Mar 2020 - 23 Mar 2020 | SWSCAP | Tan King Tai @ Tan Khoon Hai [SSH] | 290 | 49,660 | 27.234 | |
| 19 Mar 2020 - 23 Mar 2020 | SWSCAP | Tan King Tai @ Tan Khoon Hai [DIR/CEO] | 290 | 49,660 | 27.234 | |
| 19 Mar 2020 - 23 Mar 2020 | SWSCAP | Chan Mei Cheng [SSH] | 290 | 49,660 | 27.234 | |
| 24 Mar 2020 - 25 Mar 2020 | TGLOBAL | Tan Kay Yin [DIR/CEO] | 704 | 12,834 | 2.494 | |
| 23 Mar 2020 - 23 Mar 2020 | TGLOBAL | Tan Kay Yin [DIR/CEO] | 312 | 12,130 | 2.358 | |
| 20 Mar 2020 - 20 Mar 2020 | TGLOBAL | Seri Tan Kean Soon [DIR/CEO] | 1,360 | 75,292 | 14.634 | |
| 20 Mar 2020 - 20 Mar 2020 | TGLOBAL | Seri Tan Kean Soon [SSH] | 1,360 | 75,292 | 14.634 | |
| 26 Mar 2020 - 26 Mar 2020 | TAANN | Wong Kuo Hea [DIR/CEO] | 146 | 153,875 | 34.934 | |
| 26 Mar 2020 - 26 Mar 2020 | TAANN | Wong Kuo Hea [SSH] | 146 | 153,875 | 34.934 | |
| 25 Mar 2020 - 25 Mar 2020 | TAANN | Wong Kuo Hea [DIR/CEO] | 10 | 153,729 | 34.901 | |
| 25 Mar 2020 - 25 Mar 2020 | TAANN | Wong Kuo Hea [SSH] | 10 | 148,629 | 33.743 | |
| 23 Mar 2020 - 23 Mar 2020 | TAANN | Employees Provident Fund Board [SSH] | 301 | 41,356 | 9.389 | |
| 24 Mar 2020 - 24 Mar 2020 | TAANN | Wong Kuo Hea [DIR/CEO] | 12 | 153,718 | 34.898 | |
| 24 Mar 2020 - 24 Mar 2020 | TAANN | Wong Kuo Hea [SSH] | 12 | 148,618 | 33.74 | |
| 24 Mar 2020 - 24 Mar 2020 | TAANN | Chia Chu Fatt [DIR/CEO] | 10 | 60 | 0.014 | |
| 20 Mar 2020 - 20 Mar 2020 | TAANN | Employees Provident Fund Board [SSH] | 7 | 41,055 | 9.32 | |
| 23 Mar 2020 - 23 Mar 2020 | TAANN | Wong Kuo Hea [DIR/CEO] | 17 | 153,706 | 34.895 | |
| 23 Mar 2020 - 23 Mar 2020 | TAANN | Wong Kuo Hea [SSH] | 17 | 148,606 | 33.738 | |
| 20 Mar 2020 - 20 Mar 2020 | TAANN | Wong Kuo Hea [DIR/CEO] | 121 | 153,689 | 34.892 | |
| 20 Mar 2020 - 20 Mar 2020 | TAANN | Wong Kuo Hea [SSH] | 121 | 148,589 | 33.734 | |
| 18 Mar 2020 - 18 Mar 2020 | TAANN | Employees Provident Fund Board [SSH] | 142 | 41,048 | 9.319 | |
| 20 Mar 2020 - 20 Mar 2020 | TAKAFUL | Employees Provident Fund Board [SSH] | 1,118 | 58,184 | 7.037 | |
| 19 Mar 2020 - 19 Mar 2020 | TAKAFUL | Employees Provident Fund Board [SSH] | 1,002 | 57,066 | 6.902 | |
| 18 Mar 2020 - 18 Mar 2020 | TAKAFUL | Employees Provident Fund Board [SSH] | 600 | 56,064 | 6.781 | |
| 19 Mar 2020 - 19 Mar 2020 | TALIWRK | Lim Chee Meng [SSH] | 250 | 1,085,129 | 53.831 | |
| 25 Mar 2020 - 26 Mar 2020 | TAMBUN | Teh Kiak Seng [SSH] | 380 | 182,015 | 42 | |
| 25 Mar 2020 - 26 Mar 2020 | TAMBUN | Teh Kiak Seng [DIR/CEO] | 380 | 182,015 | 42 | |
| 23 Mar 2020 - 24 Mar 2020 | TAMBUN | Teh Kiak Seng [SSH] | 838 | 181,635 | 41.91 | |
| 23 Mar 2020 - 24 Mar 2020 | TAMBUN | Teh Kiak Seng [DIR/CEO] | 838 | 181,635 | 41.91 | |
| 20 Mar 2020 - 20 Mar 2020 | TAMBUN | Teh Kiak Seng [DIR/CEO] | 385 | 180,796 | 41.72 | |
| 20 Mar 2020 - 20 Mar 2020 | TAMBUN | Teh Kiak Seng [SSH] | 385 | 180,796 | 41.72 | |
| 20 Mar 2020 - 20 Mar 2020 | TASHIN | Foong Kok Chui [DIR/CEO] | 16 | 666 | 0.191 | |
| 25 Mar 2020 - 26 Mar 2020 | TCHONG | Tan Heng Chew [DIR/CEO] | 50 | 318,726 | 48.851 | |
| 25 Mar 2020 - 26 Mar 2020 | TCHONG | Khor Swee Wah @ Koh Bee Leng [DIR/CEO] | 50 | 318,726 | 48.851 | |
| 25 Mar 2020 - 26 Mar 2020 | TCHONG | Tan Heng Chew [SSH] | 50 | 304,187 | 46.622 | |
| 24 Mar 2020 - 24 Mar 2020 | TCHONG | Employees Provident Fund Board [SSH] | 30 | 41,190 | 6.313 | |
| 23 Mar 2020 - 23 Mar 2020 | TCHONG | Employees Provident Fund Board [SSH] | 64 | 41,160 | 6.309 | |
| 18 Mar 2020 - 18 Mar 2020 | TCHONG | Employees Provident Fund Board [SSH] | 206 | 41,096 | 6.299 | |
| 17 Mar 2020 - 17 Mar 2020 | TCHONG | Employees Provident Fund Board [SSH] | 1,000 | 40,890 | 6.267 | |
| 16 Mar 2020 - 16 Mar 2020 | TCHONG | Employees Provident Fund Board [SSH] | 229 | 39,890 | 6.114 | |
| 13 Mar 2020 - 13 Mar 2020 | TCHONG | Employees Provident Fund Board [SSH] | 130 | 39,661 | 6.079 | |
| 23 Mar 2020 - 24 Mar 2020 | TCHONG | Khor Swee Wah @ Koh Bee Leng [DIR/CEO] | 89 | 318,676 | 48.843 | |
| 23 Mar 2020 - 24 Mar 2020 | TCHONG | Tan Heng Chew [DIR/CEO] | 89 | 318,676 | 48.843 | |
| 23 Mar 2020 - 24 Mar 2020 | TCHONG | Tan Heng Chew [SSH] | 89 | 304,137 | 46.614 | |
| 19 Mar 2020 - 20 Mar 2020 | TCHONG | Tan Heng Chew [DIR/CEO] | 100 | 318,587 | 48.83 | |
| 19 Mar 2020 - 20 Mar 2020 | TCHONG | Khor Swee Wah @ Koh Bee Leng [DIR/CEO] | 100 | 318,587 | 48.829 | |
| 19 Mar 2020 - 20 Mar 2020 | TCHONG | Tan Heng Chew [SSH] | 100 | 304,048 | 46.601 | |
| 23 Mar 2020 - 23 Mar 2020 | TDEX | Yeo Ann Seck [SSH] | 66,667 | 72,927 | 10.723 | |
| 23 Mar 2020 - 23 Mar 2020 | TDEX | Tew Ah Keng [SSH] | 10,000 | 39,421 | 5.796 | |
| 23 Mar 2020 - 23 Mar 2020 | TDEX | Tan Boon Woo [DIR/CEO] | | 33,065 | 4.862 | |
| 23 Mar 2020 - 23 Mar 2020 | TDEX | Tan Sze Chong [DIR/CEO] | | 30,796 | 4.528 | |
| 23 Mar 2020 - 23 Mar 2020 | TDEX | Heng Ling Jy [DIR/CEO] | | 30,796 | 4.528 | |
| 23 Mar 2020 - 23 Mar 2020 | TDEX | Tan Sze Chong [SSH] | | | | |
| 23 Mar 2020 - 23 Mar 2020 | TDEX | Kerk Han Meng [SSH] | | | | |
| 23 Mar 2020 - 23 Mar 2020 | TDEX | Tan Boon Woo [SSH] | | | | |
| 23 Mar 2020 - 23 Mar 2020 | TDEX | Heng Ling Jy [SSH] | | | | |
| 25 Mar 2020 - 25 Mar 2020 | TDM | Raja Dato' Haji Idris Raja Kamarudin [DIR/CEO] | 200 | 1,590 | 0.094 | |
| 23 Mar 2020 - 23 Mar 2020 | TDM | Terengganu Incorporated Sdn Bhd [SSH] | 99 | 1,034,276 | 61.467 | |
| 23 Mar 2020 - 23 Mar 2020 | TDM | Raja Dato' Haji Idris Raja Kamarudin [DIR/CEO] | 100 | 1,390 | 0.083 | |
| 20 Mar 2020 - 20 Mar 2020 | TDM | Terengganu Incorporated Sdn Bhd [SSH] | 2,500 | 1,034,178 | 61.462 | |
| 19 Mar 2020 - 20 Mar 2020 | TDM | Raja Dato' Haji Idris Raja Kamarudin [DIR/CEO] | 250 | 1,290 | 0.077 | |
| 23 Mar 2020 - 23 Mar 2020 | TEKSENG | Loh Kok Beng [SSH] | 200 | 74,107 | 20.55 | |
| 23 Mar 2020 - 23 Mar 2020 | TEKSENG | Loh Kok Beng [DIR/CEO] | 200 | 74,107 | 20.55 | |
| 26 Mar 2020 - 26 Mar 2020 | TENAGA | Kumpulan Wang Persaraan (diperbadankan) [SSH] | -71 | 372,092 | 6.54 | |
| 24 Mar 2020 - 24 Mar 2020 | TENAGA | Employees Provident Fund Board [SSH] | 741 | 949,475 | 16.7 | |
| 25 Mar 2020 - 25 Mar 2020 | TENAGA | Kumpulan Wang Persaraan (diperbadankan) [SSH] | -200 | 372,162 | 6.55 | |
| 23 Mar 2020 - 23 Mar 2020 | TENAGA | Employees Provident Fund Board [SSH] | 1,904 | 948,734 | 16.68 | |
| 24 Mar 2020 - 24 Mar 2020 | TENAGA | Kumpulan Wang Persaraan (diperbadankan) [SSH] | -150 | 372,362 | 6.55 | |
| 20 Mar 2020 - 20 Mar 2020 | TENAGA | Employees Provident Fund Board [SSH] | 245 | 946,830 | 16.65 | |
| 23 Mar 2020 - 23 Mar 2020 | TENAGA | Kumpulan Wang Persaraan (diperbadankan) [SSH] | -100 | 372,512 | 6.55 | |
| 20 Mar 2020 - 20 Mar 2020 | TENAGA | Amanahraya Trustees Berhad - Amanah Saham Bumiputera [SSH] | 262 | 519,896 | 9.14 | |
| 19 Mar 2020 - 19 Mar 2020 | TENAGA | Employees Provident Fund Board [SSH] | 2,000 | 946,585 | 16.65 | |
| 20 Mar 2020 - 20 Mar 2020 | TENAGA | Kumpulan Wang Persaraan (diperbadankan) [SSH] | 402 | 372,612 | 6.55 | |
| 19 Mar 2020 - 19 Mar 2020 | TENAGA | Amanahraya Trustees Berhad - Amanah Saham Bumiputera [SSH] | 722 | 519,633 | 9.14 | |
| 18 Mar 2020 - 18 Mar 2020 | TENAGA | Employees Provident Fund Board [SSH] | 2,306 | 944,585 | 16.61 | |
| 20 Mar 2020 - 20 Mar 2020 | TEXCHEM | (dr.) Fumihiko Konishi [DIR/CEO] | | 74,162 | 61.509 | |
| 20 Mar 2020 - 20 Mar 2020 | TEXCHEM | (dr.) Fumihiko Konishi [SSH] | | 74,162 | 61.509 | |
| 20 Mar 2020 - 20 Mar 2020 | TEXCHEM | Texchem Holdings Sdn. Bhd. [SSH] | | 69,064 | 57.281 | |
| 20 Mar 2020 - 20 Mar 2020 | TEXCHEM | Texchem Corporation Sdn. Bhd. [SSH] | -2,100 | 18,144 | 15.049 | |
| 20 Mar 2020 - 20 Mar 2020 | TGUAN | Ang Poon Seong [DIR/CEO] | 1 | 1,765 | 0.952 | |
| 23 Mar 2020 - 23 Mar 2020 | TIGER | Sek Chian Nee [SSH] | 2,800 | 77,872 | 5.317 | |
| 23 Mar 2020 - 23 Mar 2020 | TIGER | Sek Chian Nee [DIR/CEO] | 2,800 | 77,872 | 5.317 | |
| 23 Mar 2020 - 23 Mar 2020 | TIGER | Tan Lee Chin [DIR/CEO] | 2,800 | 77,872 | 5.317 | |
| 23 Mar 2020 - 23 Mar 2020 | TIGER | Tan Wei Lian [DIR/CEO] | 2,800 | 77,872 | 5.317 | |
| 23 Mar 2020 - 23 Mar 2020 | TIGER | Tan Wei Lian [SSH] | 2,800 | 77,872 | 5.317 | |
| 23 Mar 2020 - 23 Mar 2020 | TIGER | Tan Lee Chin [SSH] | 2,800 | 77,872 | 5.317 | |
| 18 Mar 2020 - 18 Mar 2020 | TIGER | Sek Chian Nee [DIR/CEO] | 4,747 | 75,072 | 5.125 | |
| 18 Mar 2020 - 18 Mar 2020 | TIGER | Sek Chian Nee [SSH] | 4,747 | 75,072 | 5.125 | |
| 18 Mar 2020 - 18 Mar 2020 | TIGER | Tan Lee Chin [SSH] | 4,747 | 75,072 | 5.125 | |
| 18 Mar 2020 - 18 Mar 2020 | TIGER | Tan Wei Lian [SSH] | 4,747 | 75,072 | 5.125 | |
| 18 Mar 2020 - 18 Mar 2020 | TIGER | Tan Lee Chin [DIR/CEO] | 4,747 | 75,072 | 5.125 | |
| 18 Mar 2020 - 18 Mar 2020 | TIGER | Tan Wei Lian [DIR/CEO] | 4,747 | 75,072 | 5.125 | |
| 26 Mar 2020 - 26 Mar 2020 | TIMECOM | Kumpulan Wang Persaraan (diperbadankan) ("kwap") [SSH] | -78 | 45,513 | 7.773 | |
| 24 Mar 2020 - 24 Mar 2020 | TIMECOM | Employees Provident Fund Board [SSH] | -250 | 58,901 | 10.059 | |
| 25 Mar 2020 - 25 Mar 2020 | TIMECOM | Kumpulan Wang Persaraan (diperbadankan) ("kwap") [SSH] | -112 | 45,591 | 7.786 | |
| 23 Mar 2020 - 23 Mar 2020 | TIMECOM | Employees Provident Fund Board [SSH] | -102 | 59,151 | 10.102 | |
| 24 Mar 2020 - 24 Mar 2020 | TIMECOM | Kumpulan Wang Persaraan (diperbadankan) ("kwap") [SSH] | -96 | 45,703 | 7.805 | |
| 20 Mar 2020 - 20 Mar 2020 | TIMECOM | Employees Provident Fund Board [SSH] | -1,056 | 59,253 | 10.119 | |
| 23 Mar 2020 - 23 Mar 2020 | TIMECOM | Kumpulan Wang Persaraan (diperbadankan) ("kwap") [SSH] | -46 | 45,799 | 7.822 | |
| 19 Mar 2020 - 19 Mar 2020 | TIMECOM | Employees Provident Fund Board [SSH] | 554 | 60,309 | 10.3 | |
| 20 Mar 2020 - 20 Mar 2020 | TIMECOM | Kumpulan Wang Persaraan (diperbadankan) ("kwap") [SSH] | -49 | 45,845 | 7.83 | |
| 19 Mar 2020 - 19 Mar 2020 | TIMECOM | Lee Guan Hong [DIR/CEO] | -150 | 771 | 0.132 | |
| 18 Mar 2020 - 18 Mar 2020 | TIMECOM | Employees Provident Fund Board [SSH] | -449 | 59,576 | 10.205 | |
| 24 Mar 2020 - 24 Mar 2020 | TITIYA | Lim Soon Peng [DIR/CEO] | 750 | 755,345 | 59.454 | |
| 24 Mar 2020 - 24 Mar 2020 | TITIYA | Lim Soon Peng [SSH] | 750 | 755,145 | 59.438 | |
| 24 | | | | | | |

Notice Date (30 March - 3 April 2020)

| Effective Change Date | Stock Name | Buyer/ Seller Name (Classification) | Bought / (Sold) ('000) | No. of Shares After Trade ('000) | |
|---------------------------|------------|--|------------------------|----------------------------------|--------|
| | | | Total | Total | % Held |
| 20 Mar 2020 - 20 Mar 2020 | PESTECH | Lim Pay Chuan [SSH] | 9,186 | 163,164 | 21,348 |
| 12 Mar 2020 - 13 Mar 2020 | PESTECH | Lim Pay Chuan [SSH] | 210 | 153,977 | 20,146 |
| 12 Mar 2020 - 13 Mar 2020 | PESTECH | Lim Pay Chuan [DIR/CEO] | 210 | 153,977 | 20,146 |
| 13 Mar 2020 - 13 Mar 2020 | PETDAG | Employees Provident Fund Board [SSH] | 500 | 106,156 | 10,686 |
| 12 Mar 2020 - 12 Mar 2020 | PETDAG | Employees Provident Fund Board ("epf Board") [SSH] | 165 | 105,656 | 10,635 |
| 11 Mar 2020 - 11 Mar 2020 | PETDAG | Employees Provident Fund Board ("epf Board") [SSH] | 51 | 105,491 | 10,619 |
| 13 Mar 2020 - 13 Mar 2020 | PETGAS | Employees Provident Fund Board ("epf Board") [SSH] | 533 | 244,293 | 12,346 |
| 16 Mar 2020 - 16 Mar 2020 | PETGAS | Kumpulan Wang Persaraan (diperbadankan) ["kwap"] [SSH] | 5 | 207,769 | 10,5 |
| 12 Mar 2020 - 12 Mar 2020 | PETGAS | Employees Provident Fund Board ("epf Board") [SSH] | 737 | 243,760 | 12,319 |
| 13 Mar 2020 - 13 Mar 2020 | PETGAS | Kumpulan Wang Persaraan (diperbadankan) ["kwap"] [SSH] | 131 | 207,764 | 10,5 |
| 11 Mar 2020 - 11 Mar 2020 | PETGAS | Employees Provident Fund Board ("epf Board") [SSH] | 496 | 243,023 | 12,282 |
| 20 Mar 2020 - 20 Mar 2020 | PHB | Lee See Yang [DIR/CEO] | 160,000 | 1,071,719 | 10,714 |
| 20 Mar 2020 - 20 Mar 2020 | PHB | Datin Sri Fong Poh Chee [SSH] | 160,000 | 1,071,719 | 10,714 |
| 20 Mar 2020 - 20 Mar 2020 | PHB | Lee See Yang [SSH] | 160,000 | 1,071,719 | 10,714 |
| 20 Mar 2020 - 20 Mar 2020 | PHB | Lee See Yang [DIR/CEO] | 80,000 | 565,109 | 15,706 |
| 19 Mar 2020 - 19 Mar 2020 | PMETAL | Koon Poh Keong [DIR/CEO] | 378 | 1,601,881 | 39,669 |
| 19 Mar 2020 - 19 Mar 2020 | PMETAL | Koon Poh Keong [SSH] | 378 | 1,601,881 | 39,669 |
| 19 Mar 2020 - 19 Mar 2020 | PMETAL | Khoee Ee Pheng [SSH] | 378 | 1,601,881 | 39,669 |
| 18 Mar 2020 - 18 Mar 2020 | PMETAL | Koon Poh Weng [DIR/CEO] | 250 | 265,875 | 6,584 |
| 18 Mar 2020 - 18 Mar 2020 | PMETAL | Chan Poh Choo [SSH] | 250 | 265,875 | 6,584 |
| 18 Mar 2020 - 18 Mar 2020 | PMETAL | Koon Poh Weng [SSH] | 250 | 265,875 | 6,584 |
| 18 Mar 2020 - 18 Mar 2020 | PMETAL | Khoee Ee Pheng [SSH] | 570 | 1,601,503 | 39,666 |
| 18 Mar 2020 - 18 Mar 2020 | PMETAL | Koon Poh Keong [DIR/CEO] | 570 | 1,601,503 | 39,659 |
| 18 Mar 2020 - 18 Mar 2020 | PMETAL | Koon Poh Keong [SSH] | 570 | 1,601,503 | 39,659 |
| 16 Mar 2020 - 17 Mar 2020 | PMETAL | Koon Poh Keong [DIR/CEO] | 598 | 1,600,933 | 39,645 |
| 16 Mar 2020 - 17 Mar 2020 | PMETAL | Khoee Ee Pheng [SSH] | 598 | 1,600,933 | 39,646 |
| 16 Mar 2020 - 17 Mar 2020 | PMETAL | Koon Poh Keong [SSH] | 598 | 1,600,933 | 39,645 |
| 16 Mar 2020 - 16 Mar 2020 | PMETAL | Koon Poh Weng [DIR/CEO] | 200 | 265,625 | 6,578 |
| 16 Mar 2020 - 16 Mar 2020 | PMETAL | Koon Poh Weng [SSH] | 200 | 265,625 | 6,578 |
| 16 Mar 2020 - 16 Mar 2020 | PMETAL | Chan Poh Choo [SSH] | 200 | 265,625 | 6,578 |
| 13 Mar 2020 - 13 Mar 2020 | PMETAL | Koon Poh Keong [DIR/CEO] | 500 | 1,600,335 | 39,63 |
| 13 Mar 2020 - 13 Mar 2020 | PMETAL | Koon Poh Keong [SSH] | 500 | 1,600,335 | 39,63 |
| 13 Mar 2020 - 13 Mar 2020 | PMETAL | Khoee Ee Pheng [SSH] | 500 | 1,600,335 | 39,631 |
| 16 Mar 2020 - 16 Mar 2020 | POHKONG | Lim Mee Hwa [SSH] | 250 | 36,750 | 8,956 |
| 16 Mar 2020 - 16 Mar 2020 | POHKONG | Yeo Seng Chong [SSH] | 250 | 36,750 | 8,956 |
| 16 Mar 2020 - 16 Mar 2020 | POHKONG | Yeoman Capital Management Pte Ltd [SSH] | 250 | 34,000 | 8,286 |
| 16 Mar 2020 - 16 Mar 2020 | POHKONG | Yeoman 3-right Value Asia Fund [SSH] | 250 | 32,750 | 7,981 |
| 17 Mar 2020 - 17 Mar 2020 | POHUAT | Tay Khim Seng [DIR/CEO] | -176 | 3,327 | 1,44 |
| 16 Mar 2020 - 16 Mar 2020 | POHUAT | Tay Khim Seng [DIR/CEO] | -112 | 3,503 | 1,516 |
| 13 Mar 2020 - 13 Mar 2020 | POHUAT | Tay Khim Seng [DIR/CEO] | -140 | 3,615 | 1,565 |
| 17 Mar 2020 - 17 Mar 2020 | POHUAT-WB | Tay Khim Seng [DIR/CEO] | -80 | | |
| 16 Mar 2020 - 16 Mar 2020 | POHUAT-WB | Tay Khim Seng [DIR/CEO] | -70 | 80 | 0,223 |
| 17 Mar 2020 - 17 Mar 2020 | PPB | Employees Provident Fund Board [SSH] | 736 | 182,170 | 12,805 |
| 16 Mar 2020 - 16 Mar 2020 | PPB | Employees Provident Fund Board [SSH] | 975 | 181,434 | 12,754 |
| 13 Mar 2020 - 13 Mar 2020 | PPB | Employees Provident Fund Board [SSH] | 2,466 | 180,459 | 12,685 |
| 12 Mar 2020 - 12 Mar 2020 | PPB | Employees Provident Fund Board [SSH] | 1,125 | 177,993 | 12,512 |
| 11 Mar 2020 - 11 Mar 2020 | PPB | Employees Provident Fund Board [SSH] | 175 | 176,668 | 12,433 |
| 13 Mar 2020 - 13 Mar 2020 | PRESTAR | MD Nahir Bin Noordin [DIR/CEO] | 40 | 1,922 | 0,989 |
| 18 Mar 2020 - 19 Mar 2020 | PRG | Lua Choon Hann [DIR/CEO] | -8,237 | 67,125 | |
| 18 Mar 2020 - 19 Mar 2020 | PRG | Lua Choon Hann [SSH] | -8,237 | 66,825 | |
| 18 Mar 2020 - 19 Mar 2020 | PRG | Wee Cheng Kwan [DIR/CEO] | -13,054 | 26,442 | |
| 18 Mar 2020 - 19 Mar 2020 | PRG | Wee Cheng Kwan [SSH] | -13,054 | 26,442 | |
| 16 Mar 2020 - 16 Mar 2020 | PRG | Pacific Vintage Sdn Bhd [SSH] | 55 | 21,279 | |
| 19 Mar 2020 - 19 Mar 2020 | PRIVA | Mohamed Sharil Bin Mohamed Tarmizi [DIR/CEO] | 7 | 9,307 | 1,667 |
| 16 Mar 2020 - 16 Mar 2020 | PRIVA | Mohamed Sharil Bin Mohamed Tarmizi [DIR/CEO] | 360 | 9,300 | 1,666 |
| 13 Mar 2020 - 13 Mar 2020 | PRIVA | Mohamed Sharil Bin Mohamed Tarmizi [DIR/CEO] | 540 | 8,940 | 1,602 |
| 16 Mar 2020 - 16 Mar 2020 | PRILEXUS | Taufiq Ahmad @ Ahmad Mustapha Bin Ghazali [DIR/CEO] | 20 | 21,484 | 12,29 |
| 16 Mar 2020 - 16 Mar 2020 | PRILEXUS | Taufiq Ahmad @ Ahmad Mustapha Bin Ghazali [SSH] | 20 | 21,411 | 12,25 |
| 16 Mar 2020 - 16 Mar 2020 | PRTASCO | Chong Ket Pen [DIR/CEO] | 500 | 143,791 | 29,842 |
| 17 Mar 2020 - 17 Mar 2020 | PTB | Ea Comtronix Sdn Bhd [SSH] | 76,266 | 76,266 | 29,04 |
| 17 Mar 2020 - 17 Mar 2020 | PTB | Heng Keat Huat [SSH] | 76,266 | 76,266 | 29,04 |
| 19 Mar 2020 - 19 Mar 2020 | PTRANS | Lim Sow Keng [SSH] | | 540,304 | 38,056 |
| 19 Mar 2020 - 19 Mar 2020 | PTRANS | Cheong Kong Fitt [DIR/CEO] | | 540,304 | 38,055 |
| 19 Mar 2020 - 19 Mar 2020 | PTRANS | Cheong Kong Fitt [SSH] | | 540,304 | 38,055 |
| 16 Mar 2020 - 16 Mar 2020 | PTRANS | Lim Sow Keng [SSH] | | 540,304 | 38,056 |
| 16 Mar 2020 - 16 Mar 2020 | PTRANS | Cheong Kong Fitt [DIR/CEO] | | 540,304 | 38,055 |
| 16 Mar 2020 - 16 Mar 2020 | PTRANS | Cheong Kong Fitt [SSH] | | 540,304 | 38,055 |
| 19 Mar 2020 - 19 Mar 2020 | PWROOT | Wong Tak Keong [DIR/CEO] | 168 | 10,956 | 17,874 |
| 19 Mar 2020 - 19 Mar 2020 | PWROOT | Wong Tak Keong [SSH] | 168 | 10,956 | 17,874 |
| 18 Mar 2020 - 18 Mar 2020 | PWROOT | Prudential Plc [SSH] | 19,746 | 19,746 | 5,001 |
| 16 Mar 2020 - 16 Mar 2020 | PWROOT | Wong Fui Boon [SSH] | 480 | 78,968 | 19,27 |
| 16 Mar 2020 - 16 Mar 2020 | PWROOT | Wong Fui Boon [DIR/CEO] | 480 | 78,968 | 19,27 |
| 16 Mar 2020 - 16 Mar 2020 | PWROOT | Wong Tak Keong [SSH] | 600 | 39,940 | 9,746 |
| 16 Mar 2020 - 16 Mar 2020 | PWROOT | Wong Tak Keong [DIR/CEO] | 600 | 39,940 | 9,746 |
| 16 Mar 2020 - 16 Mar 2020 | PWROOT | See Thuan Po [DIR/CEO] | 200 | 3,788 | 0,924 |
| 13 Mar 2020 - 13 Mar 2020 | PWROOT | Wong Tak Keong [DIR/CEO] | 40 | 10,788 | 17,599 |
| 13 Mar 2020 - 13 Mar 2020 | PWROOT | Wong Tak Keong [SSH] | 40 | 10,788 | 17,599 |
| 17 Mar 2020 - 17 Mar 2020 | QL | Employees Provident Fund Board [SSH] | 4,624 | 106,901 | 6,589 |
| 16 Mar 2020 - 16 Mar 2020 | QL | Employees Provident Fund Board [SSH] | 2,399 | 102,277 | 6,304 |
| 17 Mar 2020 - 17 Mar 2020 | QL | Chia Song Kun [SSH] | -415 | 679,871 | 41,904 |
| 17 Mar 2020 - 17 Mar 2020 | QL | Chia Song Kun [DIR/CEO] | -415 | 679,871 | 41,904 |
| 17 Mar 2020 - 17 Mar 2020 | QL | Chia Seong Poo [SSH] | -438 | 199,010 | 12,266 |
| 17 Mar 2020 - 17 Mar 2020 | QL | Chia Seong Poo [DIR/CEO] | -438 | 199,010 | 12,266 |
| 17 Mar 2020 - 17 Mar 2020 | QL | Chia Seong Fatt [SSH] | -434 | 194,888 | 12,012 |
| 17 Mar 2020 - 17 Mar 2020 | QL | Chia Seong Fatt [DIR/CEO] | -434 | 194,888 | 12,012 |
| 17 Mar 2020 - 17 Mar 2020 | QL | Cheah Juw Teck [DIR/CEO] | 89 | 3,688 | 0,228 |
| 17 Mar 2020 - 17 Mar 2020 | QL | Chia Mak Hoo [DIR/CEO] | 81 | 3,202 | 0,197 |
| 17 Mar 2020 - 17 Mar 2020 | QL | Chia Lik Khai [DIR/CEO] | 86 | 1,941 | 0,12 |
| 13 Mar 2020 - 13 Mar 2020 | QL | Employees Provident Fund Board [SSH] | 1,286 | 99,878 | 6,156 |
| 12 Mar 2020 - 12 Mar 2020 | QL | Employees Provident Fund Board [SSH] | -14 | 98,592 | 6,077 |
| 12 Mar 2020 - 12 Mar 2020 | QL | Chia Mak Hoo [DIR/CEO] | -100 | 3,121 | 0,192 |
| 11 Mar 2020 - 11 Mar 2020 | QL | Employees Provident Fund Board [SSH] | 288 | 98,606 | 6,078 |
| 18 Mar 2020 - 18 Mar 2020 | RANHILL | Hamdan Mohamad [SSH] | | 37,330 | 35,145 |
| 18 Mar 2020 - 18 Mar 2020 | RANHILL | Hamdan Mohamad [DIR/CEO] | | 37,330 | 35,145 |
| 18 Mar 2020 - 18 Mar 2020 | RANHILL | Hamdan (I) Foundation [SSH] | | 247,667 | 23,13 |
| 16 Mar 2020 - 16 Mar 2020 | RCECAP | Azman Hashim [SSH] | 1,000 | 210,702 | 59,826 |
| 16 Mar 2020 - 16 Mar 2020 | RCECAP | Cempaka Empayar Sdn Bhd [SSH] | 1,000 | 193,004 | 54,801 |
| 16 Mar 2020 - 16 Mar 2020 | RCECAP | Clear Goal Sdn Bhd [SSH] | 1,000 | 193,004 | 54,801 |
| 16 Mar 2020 - 16 Mar 2020 | RCECAP | Amcorp Group Berhad [SSH] | 1,000 | 193,004 | 54,801 |
| 13 Mar 2020 - 13 Mar 2020 | RCECAP | Azman Hashim [SSH] | 120 | 209,702 | 59,491 |
| 13 Mar 2020 - 13 Mar 2020 | RCECAP | Clear Goal Sdn Bhd [SSH] | 120 | 192,004 | 54,47 |
| 13 Mar 2020 - 13 Mar 2020 | RCECAP | Cempaka Empayar Sdn Bhd [SSH] | 120 | 192,004 | 54,47 |
| 13 Mar 2020 - 13 Mar 2020 | RCECAP | Amcorp Group Berhad [SSH] | 120 | 192,004 | 54,47 |
| 12 Mar 2020 - 12 Mar 2020 | RCECAP | Azman Hashim [SSH] | 370 | 209,582 | 59,457 |
| 12 Mar 2020 - 12 Mar 2020 | RCECAP | Clear Goal Sdn Bhd [SSH] | 370 | 191,884 | 54,436 |
| 12 Mar 2020 - 12 Mar 2020 | RCECAP | Amcorp Group Berhad [SSH] | 370 | 191,884 | 54,436 |
| 12 Mar 2020 - 12 Mar 2020 | RCECAP | Cempaka Empayar Sdn Bhd [SSH] | 370 | 191,884 | 54,436 |
| 16 Mar 2020 - 16 Mar 2020 | REACH | Urusharta Jamaah Sdn Bhd [SSH] | | 79,917 | 5,087 |
| 11 Mar 2020 - 11 Mar 2020 | REACH | Urusharta Jamaah Sdn Bhd [SSH] | -10,595 | 79,917 | 5,066 |
| 13 Mar 2020 - 13 Mar 2020 | RESINTC | Teh Kim Poo [DIR/CEO] | 80 | 76,065 | 55,439 |
| 13 Mar 2020 - 13 Mar 2020 | RESINTC | Gan Jew [SSH] | 80 | 76,065 | 55,439 |
| 13 Mar 2020 - 13 Mar 2020 | RESINTC | Teh Kim Poo [SSH] | 80 | 76,065 | 55,439 |
| 13 Mar 2020 - 13 Mar 2020 | RESINTC | Gan Jew [DIR/CEO] | 80 | 76,065 | 55,439 |
| 13 Mar 2020 - 13 Mar 2020 | RESINTC | Wei Hwei Hong [DIR/CEO] | 80 | 8,261 | 6,021 |
| 13 Mar 2020 - 13 Mar 2020 | RESINTC | Teh Leng Kang [SSH] | 80 | 8,261 | 6,021 |
| 13 Mar 2020 - 13 Mar 2020 | RESINTC | Wei Hwei Hong [SSH] | 80 | 8,261 | 6,021 |
| 13 Mar 2020 - 13 Mar 2020 | RESINTC | Teh Leng Kang [DIR/CEO] | 80 | 8,261 | 6,021 |
| 16 Mar 2020 - 16 Mar 2020 | REVENUE | Ng Shih Fang [SSH] | 1,000 | 55,882 | 14,35 |
| 16 Mar 2020 - 16 Mar 2020 | REVENUE | Ng Shih Fang [DIR/CEO] | 1,000 | 55,882 | 14,35 |
| 16 Mar 2020 - 16 Mar 2020 | REVENUE | Ng Shih Chiew [DIR/CEO] | 500 | 55,382 | 14,222 |
| 16 Mar 2020 - 16 Mar 2020 | REVENUE | Ng Shih Chiew [SSH] | 500 | 55,382 | 14,222 |
| 16 Mar 2020 - 16 Mar 2020 | REVENUE | Lai Wei Keat [DIR/CEO] | 200 | 4,700 | 1,207 |
| 13 Mar 2020 - 16 Mar 2020 | REVENUE | Ng Chee Siong [DIR/CEO] | 3,000 | 61,717 | 15,849 |
| 13 Mar 2020 - 16 Mar 2020 | REVENUE | Ng Chee Siong [SSH] | 3,000 | 61,717 | 15,849 |
| 12 Mar 2020 - 12 Mar 2020 | REVENUE | Cimb Commerce Trustee Berhad [SSH] | 204 | 34,384 | 8,83 |
| 13 Mar 2020 - 13 Mar 2020 | REVENUE | Ng Chee Siong [DIR/CEO] | 300 | 58,717 | 15,078 |
| 13 Mar 2020 - 13 Mar 2020 | REVENUE | Ng Chee Siong [SSH] | 300 | 58,717 | 15,078 |
| 12 Mar 2020 - 12 Mar 2020 | RGB | Chuah Kim Seah [DIR/CEO] | 500 | 458,563 | 29,71 |
| 12 Mar 2020 - 12 Mar 2020 | RGB | Chuah Kim Seah [SSH] | 500 | 458,162 | 29,684 |
| 17 Mar 2020 - 17 Mar 2020 | RHBBANK | Employees Provident Fund Board [SSH] | 2,913 | 1,705,979 | 42,543 |
| 16 Mar 2020 - 16 Mar 2020 | RHBBANK | Employees Provident Fund Board [SSH] | 3,000 | 1,703,066 | 42,47 |
| 13 Mar 2020 - 13 Mar 2020 | RHBBANK | Employees Provident Fund Board [SSH] | 2,288 | 1,700,066 | 42,395 |
| 12 Mar 2020 - 12 Mar 2020 | RHBBANK | Employees Provident Fund Board [SSH] | 2,969 | 1,697,777 | 42,338 |
| 11 Mar 2020 - 11 Mar 2020 | RHBBANK | Employees Provident Fund Board [SSH] | 2,427 | 1,694,808 | 42,264 |
| 20 Mar 2020 - 20 Mar 2020 | RHONEMA | Lim Ban Keong [DIR/CEO] | 113 | 99,908 | 54,715 |
| 20 Mar 2020 - 20 Mar 2020 | RHONEMA | Lim Ban Keong [SSH] | 113 | 99,908 | 54,715 |
| 16 Mar 2020 - 16 Mar 2020 | RHONEMA | Lim Ban Keong [DIR/CEO] | 162 | 99,581 | 54,536 |

Notice Date (30 March - 3 April 2020)

| Effective Change Date | Stock Name | Buyer/ Seller Name (Classification) | Bought / (Sold) ('000) | No. of Shares After Trade ('000) | |
|---------------------------|------------|---|------------------------|----------------------------------|--------|
| | | | Total | Total | % Held |
| 17 Mar 2020 - 17 Mar 2020 | RSAWIT | Sir Diong Hiew King @ Tjong Hiew King [SSH] | 43,952 | 803,425 | 56,639 |
| 17 Mar 2020 - 17 Mar 2020 | RSAWIT | Tiong Toh Siong Enterprises Sdn Bhd [SSH] | 43,952 | 207,441 | 14,624 |
| 17 Mar 2020 - 17 Mar 2020 | RSAWIT | Teck Sing Lk Enterprise Sdn. Bhd. [SSH] | 43,952 | 149,634 | 10,549 |
| 16 Mar 2020 - 16 Mar 2020 | RSAWIT | Tiong Chiong Ong [DIR/CEO] | 30 | 6,990 | 0,494 |
| 13 Mar 2020 - 13 Mar 2020 | RUBEREX | Abd Rahim Bin Abd Halim [DIR/CEO] | -410 | 1,094 | 0,434 |
| 13 Mar 2020 - 13 Mar 2020 | RUBEREX | Ong Choo Meng [SSH] | 1,069 | 81,504 | 32,318 |
| 16 Mar 2020 - 16 Mar 2020 | SAMCHEM | Ng Thin Poh [DIR/CEO] | 200 | 124,188 | 45,657 |
| 16 Mar 2020 - 16 Mar 2020 | SAMCHEM | Ng Thin Poh [SSH] | 200 | 124,188 | 45,657 |
| 12 Mar 2020 - 12 Mar 2020 | SAMCHEM | Ng Thin Poh [DIR/CEO] | 451 | 123,988 | 45,584 |
| 12 Mar 2020 - 12 Mar 2020 | SAMCHEM | Ng Thin Poh [SSH] | 451 | 123,988 | 45,584 |
| 17 Mar 2020 - 19 Mar 2020 | SANICHI | Cita Realiti Sdn Bhd [SSH] | -2,850 | 241,627 | 21,792 |
| 16 Mar 2020 - 16 Mar 2020 | SANICHI | Cita Realiti Sdn Bhd [SSH] | -1,650 | 244,477 | 22,049 |
| 11 Mar 2020 - 13 Mar 2020 | SANICHI | Cita Realiti Sdn Bhd [SSH] | 10,450 | 246,127 | 22,198 |
| 19 Mar 2020 - 20 Mar 2020 | SASBADI | Law King Hui [DIR/CEO] | 109 | | |
| 13 | | | | | |

Notice Date (30 March - 3 April 2020)

| Effective Change Date | Stock Name | Buyer/ Seller Name [Classification] | Bought / (Sold) ['000] | | No. of Shares After Trade ['000] | |
|---------------------------|------------|--|------------------------|-----------|----------------------------------|--------|
| | | | Total | Total | % Held | % Held |
| 16 Mar 2020 - 16 Mar 2020 | SSTEEL | Kwek Leng Beng [SSH] | -15,000 | 424,618 | | |
| 16 Mar 2020 - 16 Mar 2020 | SSTEEL | Davos Investment Holdings Private Limited [SSH] | -15,000 | 424,618 | | |
| 16 Mar 2020 - 16 Mar 2020 | SSTEEL | Hong Leong Investment Holdings Pte. Ltd. [SSH] | -15,000 | 424,618 | | |
| 16 Mar 2020 - 16 Mar 2020 | SSTEEL | Hong Realty (private) Limited [SSH] | -15,000 | 424,608 | | |
| 16 Mar 2020 - 16 Mar 2020 | SSTEEL | Quek Leng Chan [SSH] | -15,000 | 417,246 | | |
| 16 Mar 2020 - 16 Mar 2020 | SSTEEL | Hong Leong Company (malaysia) Berhad [SSH] | -15,000 | 417,237 | | |
| 16 Mar 2020 - 16 Mar 2020 | SSTEEL | Hong Leong Manufacturing Group Sdn Bhd [SSH] | -15,000 | 417,237 | | |
| 16 Mar 2020 - 16 Mar 2020 | SSTEEL | HI Holdings Sdn Bhd [SSH] | -15,000 | 417,237 | | |
| 16 Mar 2020 - 16 Mar 2020 | SSTEEL | Signaland Sdn Bhd [SSH] | -15,000 | 63,975 | | |
| 12 Mar 2020 - 12 Mar 2020 | STAR | Urusharta Jmaah Sdn Bhd [SSH] | -532 | | | |
| 11 Mar 2020 - 11 Mar 2020 | STAR | Urusharta Jmaah Sdn. Bhd. [SSH] | -342 | 37,224 | 5.045 | |
| 12 Mar 2020 - 12 Mar 2020 | STRAITS | Ho Kam Choy [SSH] | 1,410 | 109,883 | 16.888 | |
| 12 Mar 2020 - 12 Mar 2020 | STRAITS | Ho Kam Choy [DIR/CEO] | 1,410 | 109,883 | 16.888 | |
| 12 Mar 2020 - 12 Mar 2020 | SUBUR | Tiong Inir [DIR/CEO] | 1 | 2,437 | 1.296 | |
| 17 Mar 2020 - 17 Mar 2020 | SUNREIT | Employees Provident Fund Board [SSH] | 2,750 | 418,188 | 14.2 | |
| 16 Mar 2020 - 16 Mar 2020 | SUNREIT | Employees Provident Fund Board [SSH] | 1,903 | 415,438 | 14.11 | |
| 13 Mar 2020 - 13 Mar 2020 | SUNREIT | Employees Provident Fund Board [SSH] | 3,000 | 415,535 | 14.04 | |
| 16 Mar 2020 - 16 Mar 2020 | SUNREIT | Kumpulan Wang Persaraan (diperbadankan) ["kwap"] [SSH] | -307 | 198,705 | 6.75 | |
| 13 Mar 2020 - 13 Mar 2020 | SUNREIT | Kumpulan Wang Persaraan (diperbadankan) ["kwap"] [SSH] | 150 | 199,012 | 6.76 | |
| 12 Mar 2020 - 12 Mar 2020 | SUNREIT | Employees Provident Fund Board [SSH] | -65 | 410,535 | 13.94 | |
| 12 Mar 2020 - 12 Mar 2020 | SUNREIT | Kumpulan Wang Persaraan (diperbadankan) ["kwap"] [SSH] | -26 | 198,862 | 6.75 | |
| 17 Mar 2020 - 17 Mar 2020 | SUNWAY | Employees Provident Fund Board [SSH] | 2,382 | 392,792 | 8.01 | |
| 16 Mar 2020 - 16 Mar 2020 | SUNWAY | Employees Provident Fund Board [SSH] | 2,672 | 390,410 | 7.97 | |
| 13 Mar 2020 - 13 Mar 2020 | SUNWAY | Employees Provident Fund Board [SSH] | 6,865 | 387,737 | 7.91 | |
| 12 Mar 2020 - 12 Mar 2020 | SUNWAY | Employees Provident Fund Board [SSH] | 2,629 | 380,872 | 7.77 | |
| 19 Mar 2020 - 19 Mar 2020 | SWKPLNT | Wong Kuo Hea [DIR/CEO] | 500 | 90,894 | 32.574 | |
| 19 Mar 2020 - 19 Mar 2020 | SWKPLNT | Wong Kuo Hea [SSH] | 500 | 90,894 | 32.574 | |
| 16 Mar 2020 - 18 Mar 2020 | SWSCAP | Tan King Tai @ Tan Khoon Hai [SSH] | 118 | 49,371 | 27.075 | |
| 16 Mar 2020 - 18 Mar 2020 | SWSCAP | Tan King Tai @ Tan Khoon Hai [DIR/CEO] | | 49,371 | 27.075 | |
| 16 Mar 2020 - 18 Mar 2020 | SWSCAP | Chan Mei Cheng [SSH] | 118 | 49,371 | 27.075 | |
| 16 Mar 2020 - 18 Mar 2020 | SWSCAP | Mr. Serm Juthamongkhon [DIR/CEO] | 2,000 | 14,693 | 8.058 | |
| 16 Mar 2020 - 18 Mar 2020 | SWSCAP | Mr. Serm Juthamongkhon [SSH] | 2,000 | 14,693 | 8.058 | |
| 18 Mar 2020 - 19 Mar 2020 | T7GLOBAL | Seri Tan Kean Soon [DIR/CEO] | 1,216 | 73,932 | 14.37 | |
| 18 Mar 2020 - 19 Mar 2020 | T7GLOBAL | Seri Tan Kean Soon [SSH] | 1,216 | 73,932 | 14.37 | |
| 17 Mar 2020 - 17 Mar 2020 | T7GLOBAL | Seri Tan Kean Soon [SSH] | 1,020 | 72,716 | 14.133 | |
| 17 Mar 2020 - 17 Mar 2020 | T7GLOBAL | Seri Tan Kean Soon [DIR/CEO] | 1,020 | 72,716 | 14.133 | |
| 16 Mar 2020 - 16 Mar 2020 | T7GLOBAL | Tan Kay Vin [DIR/CEO] | 846 | 11,818 | 2.294 | |
| 12 Mar 2020 - 13 Mar 2020 | T7GLOBAL | Tan Kay Vin [DIR/CEO] | 1,110 | 10,972 | 2.125 | |
| 19 Mar 2020 - 19 Mar 2020 | TAANN | Wong Kuo Hea [DIR/CEO] | 105 | 153,569 | 34.864 | |
| 19 Mar 2020 - 19 Mar 2020 | TAANN | Wong Kuo Hea [SSH] | 105 | 148,469 | 33.706 | |
| 17 Mar 2020 - 17 Mar 2020 | TAANN | Employees Provident Fund Board [SSH] | 81 | 40,906 | 9.287 | |
| 18 Mar 2020 - 18 Mar 2020 | TAANN | Wong Kuo Hea [DIR/CEO] | 44 | 153,464 | 34.84 | |
| 18 Mar 2020 - 18 Mar 2020 | TAANN | Wong Kuo Hea [SSH] | 44 | 148,364 | 33.682 | |
| 16 Mar 2020 - 16 Mar 2020 | TAANN | Employees Provident Fund Board [SSH] | 109 | 40,825 | 9.268 | |
| 17 Mar 2020 - 17 Mar 2020 | TAANN | Wong Kuo Hea [DIR/CEO] | 25 | 153,420 | 34.83 | |
| 17 Mar 2020 - 17 Mar 2020 | TAANN | Wong Kuo Hea [SSH] | 25 | 148,320 | 33.673 | |
| 16 Mar 2020 - 16 Mar 2020 | TAANN | Wong Kuo Hea [DIR/CEO] | 117 | 153,395 | 34.825 | |
| 16 Mar 2020 - 16 Mar 2020 | TAANN | Wong Kuo Hea [SSH] | 117 | 148,295 | 33.667 | |
| 12 Mar 2020 - 12 Mar 2020 | TAANN | Employees Provident Fund Board [SSH] | 20 | 40,716 | 9.243 | |
| 13 Mar 2020 - 13 Mar 2020 | TAANN | Wong Kuo Hea [DIR/CEO] | 9 | 153,278 | 34.798 | |
| 13 Mar 2020 - 13 Mar 2020 | TAANN | Wong Kuo Hea [SSH] | 9 | 148,178 | 33.64 | |
| 11 Mar 2020 - 11 Mar 2020 | TAANN | Employees Provident Fund Board [SSH] | 64 | 40,696 | 9.239 | |
| 17 Mar 2020 - 17 Mar 2020 | TAKAFUL | Employees Provident Fund Board [SSH] | 758 | 55,464 | 6.708 | |
| 16 Mar 2020 - 16 Mar 2020 | TAKAFUL | Employees Provident Fund Board [SSH] | 1,001 | 54,706 | 6.617 | |
| 13 Mar 2020 - 13 Mar 2020 | TAKAFUL | Employees Provident Fund Board [SSH] | 2,552 | 53,705 | 6.496 | |
| 12 Mar 2020 - 12 Mar 2020 | TAKAFUL | Employees Provident Fund Board [SSH] | 500 | 51,152 | 6.187 | |
| 11 Mar 2020 - 11 Mar 2020 | TAKAFUL | Employees Provident Fund Board [SSH] | 814 | 50,652 | 6.126 | |
| 18 Mar 2020 - 19 Mar 2020 | TAMBUN | Teh Kiak Seng [SSH] | 1,057 | 180,411 | 41.63 | |
| 18 Mar 2020 - 19 Mar 2020 | TAMBUN | Teh Kiak Seng [DIR/CEO] | 1,057 | 180,411 | 41.63 | |
| 18 Mar 2020 - 19 Mar 2020 | TAMBUN | Lam Voon Kean [DIR/CEO] | 100 | 100 | 0.02 | |
| 16 Mar 2020 - 17 Mar 2020 | TAMBUN | Teh Kiak Seng [SSH] | 883 | 179,354 | 41.38 | |
| 16 Mar 2020 - 17 Mar 2020 | TAMBUN | Teh Kiak Seng [DIR/CEO] | 883 | 179,354 | 41.38 | |
| 13 Mar 2020 - 13 Mar 2020 | TAMBUN | Teh Kiak Seng [SSH] | 357 | 178,471 | 41.18 | |
| 13 Mar 2020 - 13 Mar 2020 | TAMBUN | Teh Kiak Seng [DIR/CEO] | 357 | 178,471 | 41.18 | |
| 16 Mar 2020 - 16 Mar 2020 | TASHIN | Foong Kok Chui [DIR/CEO] | 100 | 650 | 0.186 | |
| 13 Mar 2020 - 13 Mar 2020 | TASHIN | Koay Kah Ee [DIR/CEO] | 45 | 295 | 0.085 | |
| 17 Mar 2020 - 18 Mar 2020 | TCHONG | Tan Heng Chew [DIR/CEO] | 31 | 318,487 | 48.814 | |
| 17 Mar 2020 - 18 Mar 2020 | TCHONG | Khor Swee Wah @ Koh Bee Leng [DIR/CEO] | 31 | 318,487 | 48.814 | |
| 17 Mar 2020 - 18 Mar 2020 | TCHONG | Tan Heng Chew [SSH] | 31 | 303,949 | 46.585 | |
| 13 Mar 2020 - 13 Mar 2020 | TCHONG | Tan Heng Chew [DIR/CEO] | 30 | 318,456 | 48.81 | |
| 13 Mar 2020 - 13 Mar 2020 | TCHONG | Khor Swee Wah @ Koh Bee Leng [DIR/CEO] | 30 | 318,456 | 48.809 | |
| 13 Mar 2020 - 13 Mar 2020 | TCHONG | Tan Heng Chew [SSH] | 30 | 303,918 | 46.581 | |
| 10 Mar 2020 - 10 Mar 2020 | TCHONG | Employees Provident Fund Board [SSH] | 7 | 39,531 | 6.059 | |
| 11 Mar 2020 - 12 Mar 2020 | TCHONG | Khor Swee Wah @ Koh Bee Leng [DIR/CEO] | 120 | 318,426 | 48.805 | |
| 11 Mar 2020 - 12 Mar 2020 | TCHONG | Tan Heng Chew [DIR/CEO] | 120 | 318,426 | 48.805 | |
| 11 Mar 2020 - 12 Mar 2020 | TCHONG | Tan Heng Chew [SSH] | 120 | 303,888 | 46.576 | |
| 17 Mar 2020 - 17 Mar 2020 | TDEX | Tan Sze Chong [SSH] | 6,700 | 30,796 | 5.216 | |
| 17 Mar 2020 - 17 Mar 2020 | TDEX | Heng Ling Jy [DIR/CEO] | 6,700 | 30,796 | 5.216 | |
| 17 Mar 2020 - 17 Mar 2020 | TDEX | Tan Sze Chong [DIR/CEO] | 6,700 | 30,796 | 5.216 | |
| 17 Mar 2020 - 17 Mar 2020 | TDEX | Heng Ling Jy [SSH] | 6,700 | 30,796 | 5.216 | |
| 19 Mar 2020 - 19 Mar 2020 | TDM | Terengganu Incorporated Sdn Bhd [SSH] | 2,000 | 1,031,678 | 61.313 | |
| 17 Mar 2020 - 18 Mar 2020 | TDM | Terengganu Incorporated Sdn Bhd [SSH] | 845 | 1,029,678 | 61.194 | |
| 19 Mar 2020 - 19 Mar 2020 | TEKSENG | Loh Kok Beng [DIR/CEO] | 50 | 73,907 | 20.49 | |
| 19 Mar 2020 - 19 Mar 2020 | TEKSENG | Loh Kok Beng [SSH] | 50 | 73,907 | 20.49 | |
| 17 Mar 2020 - 17 Mar 2020 | TEKSENG | Loh Joo Eng [DIR/CEO] | 20 | 2,399 | 0.66 | |
| 16 Mar 2020 - 16 Mar 2020 | TEKSENG | Loh Joo Eng [DIR/CEO] | 40 | 2,379 | 0.66 | |
| 13 Mar 2020 - 13 Mar 2020 | TEKSENG | Loh Joo Eng [DIR/CEO] | 45 | 2,339 | 0.65 | |
| 18 Mar 2020 - 18 Mar 2020 | TENAGA | Amanahraya Trustees Berhad - Amanah Saham Bumiputera [SSH] | 264 | 518,912 | 9.12 | |
| 18 Mar 2020 - 18 Mar 2020 | TENAGA | Kumpulan Wang Persaraan (diperbadankan) [SSH] | 2,000 | 372,210 | 6.55 | |
| 17 Mar 2020 - 17 Mar 2020 | TENAGA | Employees Provident Fund Board [SSH] | 3,687 | 942,279 | 16.57 | |
| 17 Mar 2020 - 17 Mar 2020 | TENAGA | Amanahraya Trustees Berhad - Amanah Saham Bumiputera [SSH] | 192 | 518,648 | 9.12 | |
| 16 Mar 2020 - 16 Mar 2020 | TENAGA | Employees Provident Fund Board [SSH] | 3,518 | 938,591 | 16.5 | |
| 16 Mar 2020 - 16 Mar 2020 | TENAGA | Amanahraya Trustees Berhad - Amanah Saham Bumiputera [SSH] | 849 | 518,455 | 9.12 | |
| 13 Mar 2020 - 13 Mar 2020 | TENAGA | Employees Provident Fund Board [SSH] | 4,376 | 935,073 | 16.44 | |
| 16 Mar 2020 - 16 Mar 2020 | TENAGA | Kumpulan Wang Persaraan (diperbadankan) [SSH] | 710 | 370,210 | 6.51 | |
| 12 Mar 2020 - 12 Mar 2020 | TENAGA | Employees Provident Fund Board [SSH] | 1,835 | 920,696 | 16.37 | |
| 13 Mar 2020 - 13 Mar 2020 | TENAGA | Kumpulan Wang Persaraan (diperbadankan) [SSH] | 2,126 | 369,500 | 6.5 | |
| 12 Mar 2020 - 12 Mar 2020 | TENAGA | Kumpulan Wang Persaraan (diperbadankan) [SSH] | 1,743 | 367,374 | 6.46 | |
| 11 Mar 2020 - 11 Mar 2020 | TENAGA | Employees Provident Fund Board [SSH] | 404 | 928,861 | 16.33 | |
| 11 Mar 2020 - 11 Mar 2020 | TENAGA | Kumpulan Wang Persaraan (diperbadankan) [SSH] | 484 | 365,631 | 6.43 | |
| 10 Mar 2020 - 10 Mar 2020 | TENAGA | Kumpulan Wang Persaraan (diperbadankan) [SSH] | 885 | 365,147 | 6.42 | |
| 16 Mar 2020 - 16 Mar 2020 | TEOSEN | Na Hap Cheng [SSH] | 30 | 154,085 | 52.436 | |
| 18 Mar 2020 - 18 Mar 2020 | TEXYCL | Ho Siew Choong [DIR/CEO] | 50 | 120,891 | 47.188 | |
| 18 Mar 2020 - 18 Mar 2020 | TEXYCL | Ho Siew Choong [SSH] | 50 | 120,891 | 47.188 | |
| 17 Mar 2020 - 17 Mar 2020 | TEXYCL | Periasamy A/I Sinakalai [SSH] | 35 | 119,009 | 46.453 | |
| 17 Mar 2020 - 17 Mar 2020 | TEXYCL | Periasamy A/I Sinakalai [DIR/CEO] | 35 | 119,009 | 46.453 | |
| 13 Mar 2020 - 13 Mar 2020 | TEXYCL | Ho Siew Choong [DIR/CEO] | 19 | 120,841 | 47.168 | |
| 13 Mar 2020 - 13 Mar 2020 | TEXYCL | Ho Siew Choong [SSH] | 19 | 120,841 | 47.168 | |
| 16 Mar 2020 - 19 Mar 2020 | TGUAN | Ang See Ming [DIR/CEO] | 216 | 1,763 | 0.95 | |
| 17 Mar 2020 - 17 Mar 2020 | TGUAN | Ang Poon Khim [DIR/CEO] | 80 | 1,882 | 1.014 | |
| 17 Mar 2020 - 19 Mar 2020 | THRIVEN | Rewi Hamid Bugo [DIR/CEO] | 1,000 | 5,238 | 0.958 | |
| 13 Mar 2020 - 16 Mar 2020 | THRIVEN-WB | Low Keng Siang [DIR/CEO] | -3,907 | 20,500 | 8.245 | |
| 12 Mar 2020 - 12 Mar 2020 | THRIVEN-WB | Ghazie Yeoh Bin Abdullah [DIR/CEO] | -1,000 | 6,443 | 2.592 | |
| 16 Mar 2020 - 16 Mar 2020 | TIGER | Tan Lee Chin [DIR/CEO] | 504 | 70,325 | 4.801 | |
| 16 Mar 2020 - 16 Mar 2020 | TIGER | Tan Wei Lian [DIR/CEO] | 504 | 70,325 | 4.801 | |
| 16 Mar 2020 - 16 Mar 2020 | TIGER | Sek Chian Nee [DIR/CEO] | 504 | 70,325 | 4.801 | |
| 12 Mar 2020 - 13 Mar 2020 | TIGER | Goh Ching Mun [SSH] | 7,000 | 177,007 | 12.085 | |
| 11 Mar 2020 - 11 Mar 2020 | TIGER | Goh Ching Mun [SSH] | 2,800 | 170,007 | 11.607 | |
| 19 Mar 2020 - 19 Mar 2020 | TIMECOM | Kumpulan Wang Persaraan (diperbadankan) ["kwap"] [SSH] | -184 | 45,894 | 7.838 | |
| 17 Mar 2020 - 17 Mar 2020 | TIMECOM | Employees Provident Fund Board [SSH] | 69 | 60,204 | 10.282 | |
| 18 Mar 2020 - 18 Mar 2020 | TIMECOM | Kumpulan Wang Persaraan (diperbadankan) ["kwap"] [SSH] | -185 | 46,078 | 7.87 | |
| 16 Mar 2020 - 16 Mar 2020 | TIMECOM | Employees Provident Fund Board [SSH] | 379 | 60,135 | 10.27 | |
| 13 Mar 2020 - 13 Mar 2020 | TIMECOM | Employees Provident Fund Board [SSH] | 80 | 59,576 | 10.205 | |
| 12 Mar 2020 - 12 Mar 2020 | TIMECOM | Employees Provident Fund Board [SSH] | -72 | 59,676 | 10.192 | |
| 12 Mar 2020 - 12 Mar 2020 | TIMECOM | Kumpulan Wang Persaraan (diperbadankan) ["kwap"] [SSH] | -93 | 46,263 | 7.901 | |
| 11 Mar 2020 - 11 Mar 2020 | TIMECOM | Employees Provident Fund Board [SSH] | 114 | 59,748 | 10.204 | |
| 17 Mar 2020 - 17 Mar 2020 | TM | Kumpulan Wang Persaraan (diperbadankan) [SSH] | 1,000 | 281,592 | 7.477 | |
| 16 Mar 2020 - 16 Mar 2020 | TM | Amanahraya Trustees Berhad-amanah Saham Bumiputera [SSH] | 297 | 445,332 | 11.826 | |
| 13 Mar 2020 - 13 Mar 2020 | TM | Employees Provident Fund Board (epf Board) [SSH] | 1,442 | 607,456 | 16.131 | |
| 16 Mar 2020 - 16 Mar 2020 | TM | Kumpulan Wang Persaraan (diperbadankan) [SSH] | 3,130 | 280,592 | 7.451 | |
| 13 Mar 2020 - 13 Mar 2020 | TM | Kumpulan Wang Persaraan (diperbadankan) [SSH] | 1,389 | 277,462 | 7.368 | |
| 12 Mar 2020 - 12 Mar 2020 | | | | | | |

Long Companies

Definition

Top 9 stocks with Technical Analysis plus Pattern Matching by 60 pre-defined indicators by the system showing a higher probability of bullish sentiment on the share price.

SHAREINVESTOR WEBPRO step-by-step GUIDE
 ShareInvestor WebPro > Screener > Predefined TA Screens > select market BURSA > Most Long Signals > click Scan Results or mouse over each company > Charts > click Interactive Charts for Price & Volume Distribution

IMASPRO CORPORATION BERHAD (7222)

IMASPRO

Price updated at 09 Apr 2020 16:50

| | | |
|--------------------|--------------------------|-----------------------------|
| Last: 2.170 | Change: -0.110 | Volume: 9,153 |
| | Change (%): -4.82 | Range: 2.170 - 2.280 |

TA Scanner Results based on historical data up to 09 Apr 2020

| Condition | Signal | Explanation |
|--|---------|---|
| Accumulation Distribution: Bullish Accumulation Distribution | Long | Accumulation distribution increasing for the last 7 days |
| Bollinger Band: Bullish Long Term Volatility Breakout and Trending | Long | 1. Close price above upper bollinger band(33,1). 2. Volume above average volume(50). 3. Average volume(5) is above 300,000. |
| Bollinger Band: Low Below Lower Bollinger Band | Neutral | 1. Low below lower bollinger band(20,2). 2. Average volume(5) is above 100,000. |
| DM: Bullish Directional Movement | Long | -DI(14) crossed below +DI(14) |
| MA: Bullish Price Crossover | Long | 1. Close price crossed above MA(40) within the last 1 day. 2. Previous day close price is below the MA(10) for the last 5 days |
| MACD: Bullish MACD Crossover | Long | 1. MACD(12,26) diff line crossed above the MACD(12,26) signal line. 2. MACD Histogram(12,26) is above 0. |
| RSI: Short Term RSI 50 Bullish Crossover | Long | 1. RSI(20) crossed above 50 within the last 1 day and RSI(20) 1 day ago below 50 for the last 5 days. 2. Volume above average volume(125). 3. Average volume(5) is above 100,000. |

HEITECH PADU BERHAD (5028)

HTPADU

Price updated at 09 Apr 2020 16:59

| | | |
|--------------------|--------------------------|-----------------------------|
| Last: 0.750 | Change: +0.050 | Volume: 34,051 |
| | Change (%): +7.14 | Range: 0.715 - 0.770 |

TA Scanner Results based on historical data up to 09 Apr 2020

| Condition | Signal | Explanation |
|---|--------|--|
| DM: Bullish Directional Movement | Long | -DI(14) crossed below +DI(14) |
| Donchian Channels: High Above Upper Donchian Channels | Long | High crossed above the upper Donchian Channel(14,4) |
| Volume: 10 Days large value Buy Up trade | Long | 1. 150K value Buy Up greater than Sell Down by 20% for 10 days. 2. 50K-100K value Buy Up greater than Sell Down by 20% for 10 days. 3. Average volume(10) is above 1000000 |
| Volume: 5 Days large value Buy Up trade | Long | 1. 150K value Buy Up greater than Sell Down by 20% for 5 days. 2. 50K-100K value Buy Up greater than Sell Down by 20% for 5 days. 3. Average volume(10) is above 1000000 |
| Volume: Consecutive Days Of Increasing Average Volume | Long | 1. Average Volume(20) has been increasing over the last 2 weeks. 2. Average volume(20) is above 100000 |

SYARIKAT TAKAFUL MALAYSIA KELUARGA BERHAD (6139)

TAKAFUL

Price updated at 09 Apr 2020 16:54

| | | |
|--------------------|--------------------------|-----------------------------|
| Last: 3.900 | Change: +0.180 | Volume: 19,622 |
| | Change (%): +4.84 | Range: 3.840 - 3.950 |

TA Scanner Results based on historical data up to 09 Apr 2020

| Condition | Signal | Explanation |
|---|--------|--|
| DM: Bullish Directional Movement | Long | -DI(14) crossed below +DI(14) |
| Donchian Channels: High Above Upper Donchian Channels | Long | High crossed above the upper Donchian Channel(14,4) |
| Price: Consecutive Days Gains | Long | 1. Close price has been increasing over the last 5 days. 2. Average volume(5) above 100,000. |
| Volume: 10 Days large value Buy Up trade | Long | 1. 150K value Buy Up greater than Sell Down by 20% for 10 days. 2. 50K-100K value Buy Up greater than Sell Down by 20% for 10 days. 3. Average volume(10) is above 1000000 |

Disclaimer: The information on this page is provided as a service to readers. It does not constitute financial advice and/or any investment recommendations. Past performance is not indicative of future results. We assume no liability for damages resulting from or arising out of the use of such information. It would be best if you did your own research to make your personal investment decisions wisely or consult a licenced investment advisor.

LOTTE CHEMICAL TITAN HOLDING BERHAD (5284)

LCTITAN

Price updated at 09 Apr 2020 16:59

| | | |
|--------------------|---------------|-----------------------------|
| Last: 1.280 | Change: - | Volume: 103,694 |
| | Change (%): - | Range: 1.270 - 1.330 |

TA Scanner Results based on historical data up to 09 Apr 2020

| Condition | Signal | Explanation |
|---|--------|--|
| Donchian Channels: High Above Upper Donchian Channels | Long | High crossed above the upper Donchian Channel(14,4) |
| Volume: 10 Days large value Buy Up trade | Long | 1. 150K value Buy Up greater than Sell Down by 20% for 10 days. 2. 50K-100K value Buy Up greater than Sell Down by 20% for 10 days. 3. Average volume(10) is above 1000000 |
| Volume: 5 Days large value Buy Up trade | Long | 1. 150K value Buy Up greater than Sell Down by 20% for 5 days. 2. 50K-100K value Buy Up greater than Sell Down by 20% for 5 days. 3. Average volume(10) is above 1000000 |
| Volume: Consecutive Days Of Increasing Average Volume | Long | 1. Average Volume(20) has been increasing over the last 2 weeks. 2. Average volume(20) is above 100000 |

IJM CORPORATION BERHAD (3336)

IJM

Price updated at 09 Apr 2020 16:59

| | | |
|--------------------|--------------------------|-----------------------------|
| Last: 1.720 | Change: -0.050 | Volume: 22,693 |
| | Change (%): -2.82 | Range: 1.720 - 1.800 |

TA Scanner Results based on historical data up to 09 Apr 2020

| Condition | Signal | Explanation |
|---|---------|---|
| Bollinger Band: High Above Upper Bollinger Band | Neutral | 1. High above upper bollinger band(20,2). 2. Average volume(5) is above 100,000. |
| Candlestick: Bullish Engulfing | Long | Bullish: Engulfing |
| Price: Consecutive Days Gains | Long | 1. Close price has been increasing over the last 5 days. 2. Average volume(5) above 100,000. |
| RSI: Short Term RSI 50 Bullish Crossover | Long | 1. RSI(20) crossed above 50 within the last 1 day and RSI(20) 1 day ago below 50 for the last 5 days. 2. Volume above average volume(125). 3. Average volume(5) is above 100,000. |
| Volume: 10 Days large value Buy Up trade | Long | 1. 150K value Buy Up greater than Sell Down by 20% for 10 days. 2. 50K-100K value Buy Up greater than Sell Down by 20% for 10 days. 3. Average volume(10) is above 1000000 |

MALAYSIAN RESOURCES CORPORATION BERHAD (1651)

MRCB

Price updated at 09 Apr 2020 16:59

| | | |
|--------------------|--------------------------|-----------------------------|
| Last: 0.460 | Change: +0.010 | Volume: 235,009 |
| | Change (%): +2.22 | Range: 0.455 - 0.490 |

TA Scanner Results based on historical data up to 09 Apr 2020

| Condition | Signal | Explanation |
|---|---------|--|
| Bollinger Band: High Above Upper Bollinger Band | Neutral | 1. High above upper bollinger band(20,2). 2. Average volume(5) is above 100,000. |
| DM: Bullish Directional Movement | Long | -DI(14) crossed below +DI(14) |
| Donchian Channels: High Above Upper Donchian Channels | Long | High crossed above the upper Donchian Channel(14,4) |
| Volume: 10 Days large value Buy Up trade | Long | 1. 150K value Buy Up greater than Sell Down by 20% for 10 days. 2. 50K-100K value Buy Up greater than Sell Down by 20% for 10 days. 3. Average volume(10) is above 1000000 |
| Volume: 5 Days large value Buy Up trade | Long | 1. 150K value Buy Up greater than Sell Down by 20% for 5 days. 2. 50K-100K value Buy Up greater than Sell Down by 20% for 5 days. 3. Average volume(10) is above 1000000 |

GADANG HOLDINGS BERHAD (9261)

GADANG

Price updated at 09 Apr 2020 16:59

| | | |
|--------------------|---------------|-----------------------------|
| Last: 0.390 | Change: - | Volume: 177,151 |
| | Change (%): - | Range: 0.390 - 0.415 |

TA Scanner Results based on historical data up to 09 Apr 2020

| Condition | Signal | Explanation |
|---|---------|--|
| Bollinger Band: High Above Upper Bollinger Band | Neutral | 1. High above upper bollinger band(20,2). 2. Average volume(5) is above 100,000. |
| Candlestick: Indecision Doji | Neutral | Indecision: Doji |
| Donchian Channels: High Above Upper Donchian Channels | Long | High crossed above the upper Donchian Channel(14,4) |
| Volume: 10 Days large value Buy Up trade | Long | 1. 150K value Buy Up greater than Sell Down by 20% for 10 days. 2. 50K-100K value Buy Up greater than Sell Down by 20% for 10 days. 3. Average volume(10) is above 1000000 |
| Volume: 5 Days large value Buy Up trade | Long | 1. 150K value Buy Up greater than Sell Down by 20% for 5 days. 2. 50K-100K value Buy Up greater than Sell Down by 20% for 5 days. 3. Average volume(10) is above 1000000 |
| Volume: Consecutive Days Of Increasing Average Volume | Long | 1. Average Volume(20) has been increasing over the last 2 weeks. 2. Average volume(20) is above 100000 |

FEDERAL INTERNATIONAL HOLDINGS BERHAD (8605)

FIHB

Price updated at 09 Apr 2020 16:59

| | | |
|--------------------|---------------------------|-----------------------------|
| Last: 0.350 | Change: +0.125 | Volume: 46,107 |
| | Change (%): +55.56 | Range: 0.240 - 0.360 |

TA Scanner Results based on historical data up to 09 Apr 2020

| Condition | Signal | Explanation |
|---|---------|---|
| Bollinger Band: High Above Upper Bollinger Band | Neutral | 1. High above upper bollinger band(20,2). 2. Average volume(5) is above 100,000. |
| DM: Bullish Directional Movement | Long | -DI(14) crossed below +DI(14) |
| Donchian Channels: High Above Upper Donchian Channels | Long | High crossed above the upper Donchian Channel(14,4) |
| Historical Volatility: Increasing Historical Volatility | Neutral | Historical Volatility(100,365) increasing for the last 10 days |
| RSI: Short Term RSI 50 Bullish Crossover | Long | 1. RSI(20) crossed above 50 within the last 1 day and RSI(20) 1 day ago below 50 for the last 5 days. 2. Volume above average volume(125). 3. Average volume(5) is above 100,000. |
| Volume: Volume Spike | Long | 1. Volume is more than 500% above average volume(10). 2. Volume above 200000. 3. Close price above 0.10 |

HARTEGA HOLDINGS BERHAD (5168)

HARTA

Price updated at 09 Apr 2020 16:59

| | | |
|--------------------|--------------------------|-----------------------------|
| Last: 7.440 | Change: +0.170 | Volume: 90,070 |
| | Change (%): +2.34 | Range: 7.340 - 7.540 |

TA Scanner Results based on historical data up to 09 Apr 2020

| Condition | Signal | Explanation |
|---|---------|--|
| Bollinger Band: High Above Upper Bollinger Band | Neutral | 1. High above upper bollinger band(20,2). 2. Average volume(5) is above 100,000. |
| Price: Consecutive Days Gains | Long | 1. Close price has been increasing over the last 5 days. 2. Average volume(5) above 100,000. |
| Price: New 52 Week High | Long | 1. Stock reach a new 52 week high. 2. Average volume(30) is above 500000. |
| Volume: 10 Days large value Buy Up trade | Long | 1. 150K value Buy Up greater than Sell Down by 20% for 10 days. 2. 50K-100K value Buy Up greater than Sell Down by 20% for 10 days. 3. Average volume(10) is above 1000000 |
| Volume: 5 Days large value Buy Up trade | Long | 1. 150K value Buy Up greater than Sell Down by 20% for 5 days. 2. 50K-100K value Buy Up greater than Sell Down by 20% for 5 days. 3. Average volume(10) is above 1000000 |
| Williams %R: Bearish Williams %R | Short | 1. Williams %R(26) between 0 and -20. 2. Average volume(5) is above 100,000. |



INTER-PACIFIC SECURITIES SDN. BHD.
197201001092 (12738)
 A Participating Organisation of Bursa Malaysia Securities Berhad
 A Trading Participant of Bursa Malaysia Derivatives Berhad

- » Fundamental Analysis
- » Investment Research
- » Daily Market News Updates
- » Free Workshop & Seminar

- » Equity and Futures Broking
- » Mobile Trading
- » Technical Charting
- » E-Statement Services

Scan the QR code & get connected today



powered by  PacOnline
Your Bursa Malaysia Connection



Maxis Berhad

Maxis Berhad (**MAXIS**) wishes to announce that the Maxis Berhad Integrated Annual Report 2019 and Corporate Governance Report 2019 are now available on the Bursa Malaysia's website and Maxis Berhad's website (<https://maxis.listedcompany.com/ar2019.html>). At the time of production and printing of the Maxis Berhad Integrated Annual Report 2019, COVID 19 was unfolding. The impact of COVID 19 is being assessed and disclosure, if there is any material information, would be made when Maxis Berhad announces our First Quarter for 2020 (as at 31 March) results around 24 April 2020 or earlier for any immediate material information. Following the Malaysian Government's announcement of the Movement Control Order (MCO) effective 18 March 2020 to 14 April 2020, Maxis Berhad is monitoring the situation closely to determine the appropriate time to schedule the Eleventh Annual General Meeting (AGM). That will be announced together with the detailed resolutions within the notice period for the convening of the AGM. Maxis would encourage shareholders to refer to the digital version of the Maxis Berhad Integrated Annual Report 2019. Any requests for a printed copy of the Maxis Berhad Integrated Annual Report 2019 will be subject to the MCO restrictions at the relevant point in time.



Axiata Group Berhad

Axiata Group Berhad (**AXIATA**) wishes to announce that pursuant to XL LTIS, XL had on 9 April 2020 announced the grant of 3,067,805 new ordinary shares of Indonesian Rupiah 100 each in XL to Dian Siswarini (DS), the President Director/Chief Executive Officer of XL, in accordance with the terms and conditions of the XL LTIS (Grant to DS). In accordance with subparagraph 6.06 (4) of the Main Market Listing Requirements of Bursa Malaysia Securities Berhad, the Board, having considered all aspects of the Grant to DS, is of the opinion that the Grant to DS is fair and reasonable to Axiata and is in the best interest of Axiata and hence, has approved the Grant to DS. None of Axiata's Directors and/or major shareholders and/or persons connected to them has any interest, direct or indirect, in the Grant to DS.



Mclean Technologies Berhad

The Board of Directors of Mclean Technologies Berhad (**MCLEAN**) wishes to announce that Mclean proposes to seek the shareholders' approval for the Proposed Renewal of the existing Shareholders' Mandate for Recurrent Related Party Transactions of a Revenue or Trading Nature (Proposed RRPT Mandate Renewal) at the forthcoming 10th Annual General Meeting of the Company to be convened on a date to be announced later. A circular containing information of the Proposed RRPT Mandate Renewal will be issued to the shareholders together with the 2019 Annual Report in due course.



Heineken Malaysia Berhad

Further to the Company's announcement dated 24 March 2020 on the temporary suspension of the operations of Sungei Way Brewery in line with Government's Movement Control Order ("MCO"), which has been extended to 14 April 2020, the Board of Directors of Heineken Malaysia Berhad (**HEIM**) wishes to inform that the Government's approval received by the Company in early April 2020 for the Company to resume limited operations with a minimal number of essential staff during the MCO period has been cancelled with immediate effect. Given the above circumstances, the Company will continue to suspend operations of the Sungei Way Brewery. Heineken Malaysia Berhad will also continue to engage the Government on this matter whilst ensuring we mitigate the impact to our business.



MSM Malaysia Holdings Berhad

Further to the announcements made on 8 October 2019 and 9 October 2019, the Board of Directors of MSM Malaysia Holdings Berhad (**MSM**) wishes to announce that its wholly owned subsidiary, MSM Perlis Sdn. Bhd. (Company No. 10776-K) (Vendor) has on 9 April 2020 issued a letter to F&N Agrivalley Sdn. Bhd. (formerly known as Rimba Perkasa Sdn. Bhd.) (Company No. 1337990-M), a wholly-owned subsidiary of Fraser & Neave Holdings Berhad (Company No. 004205-V) (Purchaser), to exercise its rights to rescind the sale and purchase agreement entered on 8 October 2019 between Vendor and the Purchaser (Agreement) in respect of the disposal of nine (9) parcels of leasehold agricultural land known as "Ladang Chuping" totalling approximately 4,453.92 hectares all located within Mukim of Chuping, District and State of Perlis (collectively the "Lands") registered under the Vendor to the Purchaser.

Latest Webcast

Bursa Malaysia FY2019 Financial Results



Over 5 trading days



ShareInvestor WebPro (www.shareinvestor.com/my)

1. Price > Stock Prices
2. Select Market: NASDAQ / NYSE / IDX / SET / HKEX / SGX (One bourse at a time)
3. select Stocks Tab
4. select Ranking Top Gainers or Top Losers (Over 5 Trading Days)
5. Mouse over Column Layout > select Edit Customs > select Name > select Last Done Price > select 5 Days Change > select 52 Weeks High > select 52 Weeks Low > Mouse Over Column Layout > select Custom

NASDAQ (USD)

Top Gainers

| Name | Last Done | Change Over 5 Days | 52 Weeks High | 52 Weeks Low |
|----------------------|-----------|--------------------|---------------|--------------|
| BOOKING HOLDINGS INC | 1,420.640 | +160.640 | 2,094.000 | 1,107.285 |
| AMAZON COM INC | 2,042.760 | +123.930 | 2,185.950 | 1,626.032 |
| TESLA INC | 573.000 | +118.530 | 968.990 | 176.992 |
| COSTAR GROUP INC | 631.280 | +93.580 | 746.700 | 473.910 |
| ALPHABET INC | 1,211.450 | +90.610 | 1,532.106 | 1,013.536 |

Top Losers

| Name | Last Done | Change Over 5 Days | 52 Weeks High | 52 Weeks Low |
|--|-----------|--------------------|---------------|--------------|
| EHEALTH INC | 115.010 | -18.980 | 152.186 | 49.190 |
| HAILIANG EDUCATION GROUP INC SPON ADR EACH REPR 16 ORD SHS | 43.860 | -13.201 | 75.430 | 31.850 |
| BIONTECH SE SPON ADS EACH REP 1 ORD SHS | 45.410 | -11.500 | 105.000 | 12.525 |
| PENSARE ACQUISITION CORP | 3.781 | -6.761 | 11.280 | 3.730 |
| BIOMARIN PHARMACEUTICAL | 79.550 | -6.510 | 97.100 | 62.880 |

NYSE (USD)

Top Gainers

| Name | Last Done | Change Over 5 Days | 52 Weeks High | 52 Weeks Low |
|------------------------|-------------|--------------------|---------------|--------------|
| BERKSHIRE HATHAWAY INC | 290,500.000 | +19025.000 | 347,400.000 | 239,440.000 |
| NVR INC | 2,928.010 | +558.040 | 4,071.130 | 2,043.010 |
| AUTOZONE INC | 940.830 | +146.180 | 1,274.408 | 684.910 |
| CHIPOTLE MEXICAN GRILL | 771.000 | +140.840 | 940.282 | 415.000 |
| CABLE ONE INC | 1,704.240 | +99.200 | 1,830.500 | 1,009.337 |

Top Losers

| Name | Last Done | Change Over 5 Days | 52 Weeks High | 52 Weeks Low |
|--|-----------|--------------------|---------------|--------------|
| RINGCENTRAL INC | 205.140 | -14.890 | 256.600 | 101.490 |
| TELADOC HEALTH INC | 146.660 | -12.660 | 176.400 | 48.570 |
| WHITE MOUNTAINS INSURANCE GROUP | 943.800 | -10.110 | 1,168.210 | 629.210 |
| GSX TECHEDU INC SPON ADS EACH REP 0.666 ORD SHS CL A | 33.160 | -5.820 | 46.400 | 8.530 |
| DAQO NEW ENERGY CORP ADR EACH REPR 25 ORD SHS (POST R/S) | 49.910 | -4.180 | 81.460 | 30.750 |

IDX (Rupiah)

Top Gainers

| Name | Last Done | Change Over 5 Days | 52 Weeks High | 52 Weeks Low |
|---|------------|--------------------|---------------|--------------|
| Gudang Garam Tbk. | 47,825.000 | +3850.000 | 85,250.000 | 30,625.000 |
| Chandra Asri Petrochemical Tbk. | 7,375.000 | +1650.000 | 10,600.000 | 4,680.000 |
| Siantar Top Tbk. | 9,500.000 | +1325.000 | 10,500.000 | 3,100.000 |
| Astra Agro Lestari Tbk. | 6,400.000 | +1075.000 | 14,675.000 | 4,140.000 |
| Bank Tabungan Pensiunan Nasional Syariah Tbk. | 2,940.000 | +1020.000 | 5,125.000 | 1,790.000 |

Top Losers

| Name | Last Done | Change Over 5 Days | 52 Weeks High | 52 Weeks Low |
|-------------------------------------|-----------|--------------------|---------------|--------------|
| Pollux Properti Indonesia Tbk. | 8,425.000 | -1,025.000 | 11,750.000 | 1,095.000 |
| Charoen Pokphand Indonesia Tbk | 4,370.000 | -520.000 | 7,750.000 | 3,800.000 |
| Siloam International Hospitals Tbk. | 5,325.000 | -475.000 | 8,350.000 | 3,890.000 |
| Hotel Sahid Jaya International Tbk. | 3,350.000 | -440.000 | 4,620.000 | 2,260.000 |
| Indo Tambangraya Megah Tbk. | 7,725.000 | -425.000 | 20,675.000 | 5,650.000 |

SET (Thai Baht)

Top Gainers

| Name | Last Done | Change Over 5 Days | 52 Weeks High | 52 Weeks Low |
|--------|-----------|--------------------|---------------|--------------|
| OHTL | 380.000 | +30.000 | 500.000 | 350.000 |
| GPSC-F | 67.000 | +22.000 | 67.250 | 30.000 |
| M-CHAI | 162.000 | +20.000 | 226.000 | 130.000 |
| SVH | 410.000 | +20.000 | 470.000 | 375.000 |
| GULF | 170.000 | +19.000 | 203.000 | 95.500 |

Top Losers

| Name | Last Done | Change Over 5 Days | 52 Weeks High | 52 Weeks Low |
|--------|-----------|--------------------|---------------|--------------|
| ADVANC | 191.000 | -8.000 | 240.000 | 156.500 |
| KTBF-F | 11.100 | -5.000 | 19.700 | 11.100 |
| TOPP | 160.000 | -5.000 | 222.000 | 129.000 |
| MANRIN | 23.300 | -3.700 | 36.000 | 20.300 |
| TQM | 68.250 | -3.500 | 90.000 | 29.000 |

HKEX (HKD)

Top Gainers

| Name | Last Done | Change Over 5 Days | 52 Weeks High | 52 Weeks Low |
|-------------|-----------|--------------------|---------------|--------------|
| HKEX | 247.400 | +12.400 | 283.600 | 206.000 |
| TENCENT | 391.400 | +11.600 | 420.000 | 312.200 |
| BEIGENE | 84.500 | +10.000 | 132.000 | 69.500 |
| PRU | 102.500 | +9.950 | 181.500 | 74.200 |
| ASM PACIFIC | 81.550 | +9.550 | 120.000 | 66.500 |

Top Losers

| Name | Last Done | Change Over 5 Days | 52 Weeks High | 52 Weeks Low |
|---------------|-----------|--------------------|---------------|--------------|
| CANSINOBIO-B | 130.500 | -13.600 | 161.000 | 29.300 |
| MANULIFE-S | 106.500 | -3.500 | 164.800 | 103.600 |
| CAR INC | 2.010 | -2.290 | 7.500 | 1.200 |
| HOSPITAL CORP | 10.000 | -1.940 | 14.200 | 5.070 |
| CAPITAL FIN | 0.330 | -1.520 | 0.330 | 0.255 |

SGX (SGD)

Top Gainers

| Name | Last Done | Change Over 5 Days | 52 Weeks High | 52 Weeks Low |
|------------------|-----------|--------------------|---------------|--------------|
| Venture | 15.220 | +1.790 | 19.560 | 12.520 |
| JMH USD | 49.510 | +1.370 | 66.690 | 42.590 |
| JSH USD | 23.490 | +1.260 | 40.000 | 17.810 |
| Jardine C&C | 20.420 | +1.070 | 37.500 | 16.580 |
| Elec & Eltek USD | 2.110 | +0.940 | 2.190 | 1.120 |

Top Losers

| Name | Last Done | Change Over 5 Days | 52 Weeks High | 52 Weeks Low |
|-------------|-----------|--------------------|---------------|--------------|
| Haw Par | 9.470 | -0.260 | 14.860 | 9.160 |
| SPH | 1.540 | -0.120 | 2.538 | 1.510 |
| Kori | 0.205 | -0.075 | 0.320 | 0.166 |
| Excelpoint | 0.310 | -0.070 | 0.625 | 0.270 |
| Hotel Royal | 2.690 | -0.070 | 3.310 | 2.290 |