

# Invest

ISSUE  
**13**  
FRIDAY  
26 JUNE 2020



Scan / Click Me To Register

A **free** weekly e-Newsletter by **SHAREINVESTOR.com**



## Retail net investment on Bursa soars to RM5.83b YTD

**02** Malaysia's stimulus packages have softened COVID-19 impact on economy

## VOLUME DISTRIBUTION CHART

- 03** Shariah Hot Stocks
- 04** Shariah Momentum Up Stocks
- 05** Hot Stocks
- 06** Up Trending Stocks

- 07** COMPANY SPOTLIGHT
- 09** INSIDER TRADES
- 13** LONG COMPANIES
- 14** INVESTOR RELATIONS
- 15** REGIONAL MARKETS



**SHAREINVESTOR®**

**Invest with Knowledge**



SI PORTAL.COM SDN BHD (526564-M)  
Unit No. DF2-07-03A, Level 7, Persoft Tower, 6B Persiaran Tropicana,  
47410 Petaling Jaya, Selangor Darul Ehsa

T (60) 3 7803 1791  
F (60) 3 7803 1792  
[www.shareinvestor.com/my](http://www.shareinvestor.com/my)

| BURSA STATION  | SHAREINVESTOR STATION  | SHAREINVESTOR WEBPRO   |
|--|--|--|
| <ul style="list-style-type: none"> <li>● Malaysian Equities or Derivatives Market</li> <li>● Financial Results</li> <li>● Intraday Data</li> <li>● Intraday Market Ticker</li> <li>● Market Scanner</li> <li>● Power Frame</li> <li>● Dynamic Chart</li> <li>● Bursa News</li> </ul> | <ul style="list-style-type: none"> <li>● 7 Global Equities Markets</li> <li>● Malaysian Derivatives Market</li> <li>● Financial Results</li> <li>● Intraday Data</li> <li>● Intraday Market Ticker</li> <li>● Market Scanner</li> <li>● Power Frame</li> <li>● Dynamic Chart</li> <li>● Bursa News</li> <li>● News &amp; Stock Alert</li> <li>● Real Time News</li> <li>● Fundamental Analysis</li> <li>● Consensus Estimates</li> <li>● Market Screener</li> <li>● Top 20 Shareholders</li> <li>● Intrinsic Value Calculator</li> </ul> | <ul style="list-style-type: none"> <li>● 7 Global Equities Markets</li> <li>● News &amp; Stock Alert</li> <li>● Real Time News</li> <li>● Fundamental Analysis</li> <li>● Consensus Estimates</li> <li>● Market Screener</li> <li>● Top 20 Shareholders</li> <li>● Intrinsic Value Calculator</li> </ul> |



**SHAREINVESTOR**  
Invest with Knowledge

**Corporate**

Managing Director (Malaysia) & Publisher | **Edward Stanislaus**  
edward@shareinvestor.com

**Sales & Marketing**

Director | **Elizabeth Tan**  
elizabeth.tan@shareinvestor.com

Online IR Manager

| **Wang Ya Jun**  
yajun.wang@shareinvestor.com

**Market Data Analytics:** (marketdata.my@shareinvestor.com)  
Manager | **Jeff Kum**  
jeff.kum@shareinvestor.com

Asst Manager | **Foo Yong Jui**  
yongjui.foo@shareinvestor.com

Coordinator | **Watie Nordin**

**Market Data Analytics & Editorial**

Data Analyst | **Evelyn Yong**

**Marketing Communications**

Marcomm Manager | **Danny Ng**

**Creative & Design**

Manager | **Andric See**  
Asst. Manager | **Ivy Yap**  
Web Developer | **Nurul Atiqah**  
**Aiman Jasmin**  
**Izwan Rusli**  
**Hamed Bohloul**

**IT Apps**

Project Manager | **Amir Yusoff**  
Sr. Software Engineer | **Mohd. Qasem**  
Sr. Software Engineer | **Andrey Antonov**  
Software Engineer | **Lian Kok Keong**

**Finance & HR**

Accountant | **Emily Tan**  
Accounts Executive | **Jessie Ho**

**Shareinvestor Holdings**

Chairman | **Patrick Daniel**  
Group CEO | **Christopher Lee**  
Group COO | **Lim Dau Hee**  
Group CFO | **Teo Siew May**

**Integrity** in our dealings with others  
Decisions through Collective **Leadership**



**GIVE A MAN A FISH AND YOU FEED HIM FOR A DAY; TEACH A MAN TO FISH AND YOU FEED HIM FOR A LIFETIME**

**SI Portal.com Sdn Bhd** (200001023956) (526564-M)  
Unit No. DF2-07-03A, Level 7,  
Persoft Tower, 6B Persiaran Tropicana,  
47410 Petaling Jaya, Selangor Darul Ehsan.

Hotline : 603 7803 1791  
Mobile : 011 6343 8939  
Fax : 603 7803 1792

Website : [www.ShareInvestor.com.my](http://www.ShareInvestor.com.my)  
[www.ShareInvestorHoldings.com](http://www.ShareInvestorHoldings.com)  
[www.Facebook.com/ShareInvestorMalaysia](http://www.Facebook.com/ShareInvestorMalaysia)



# Retail net investment on Bursa soars to RM5.83b YTD

The YTD net retail investments on Bursa have increased to RM5.83 billion compared to RM2.45 billion for the whole of 2019. Net investments from local institutions stood at RM8.21 billion. In terms of participation rate, the local institutional participation rate stands at 48.4% with retail investors at 38.3% and foreign investors making up the remainder 13.3%. Trading value hit a record high of RM9.3 billion on May 29 following the surge of retail investors' participation. It is left to be seen if the momentum will continue now that Recovery MCO is in place and almost all business have reopened and the workforce is no longer stuck at home.

According to Minister in the Prime Minister's Department (Economy) Datuk Seri Mustapa Mohamed, the Government's initiatives PRIHATIN Rakyat and PENJANA have softened the impact of the COVID-19 pandemic and paved the path towards economic recovery. Malaysia is fortunate to have a very diversified economy that does not depend on just one or two sectors. Food was provided for the people and no Malaysian family is unable to have access to food. Health was prioritized to ensure effective prevention of the pandemic. He said "Going forward from the fiscal point of view, the strategy for the next five to 10 years - we introduced the Shared Prosperity Vision in October 2019 with three main objectives, we want Malaysians to enjoy a decent standard of living. Secondly, we want to close the gaps - development for all - and finally, we want to achieve a united, prosperous nation."

**Malaysia's growth slated to average 3.4% in the next decade**

According to Fitch Solutions, Malaysia's growth is expected to moderate to a 3.4% average rate over the next decade compared to an average of 6.4% over the past 10 years, dragged by the likely contraction in 2020 due to the Covid-19 pandemic. It also noted that Malaysia's active population growth is projected to slow to an average 1% in the next decade compared to 2.3% previously, while slower than before, this will still provide a tailwind to the economy. An added complication could be the boom in household debt fuelled by low interest rate in recent years, which will act as a drag on growth and would pose risks to financial stability if interest rates need to be raised sharply. Household debt as a share of GDP stands close to 85%, which is one of the highest in Asia. While debt service ratios are still manageable, a rise in interest rates could tip service ratios to unsustainable levels, leading to a rise in defaults. It also noted that the Malaysian economy is undergoing a process of external economic rebalancing, which will act as a drag on overall headline real GDP growth. At the same time, it will see private consumption growth outperform, creating investment opportunities in catering for the domestic middle class rather than overseas demand. Additionally, a more domestic focused demand picture will allow the economy to be more resilient to global demand shocks, reducing recession risks.

**Malaysia's debt might hit 55% of GDP**

According to Finance Minister Tengku Datuk Seri Zafrul Abdul Aziz, Malaysia's debt level could hit the statutory limit of 55% of gross domestic product at the end of the year from 52% currently following the implementation of measures to save lives, protect livelihoods and

**Malaysia's stimulus packages have softened COVID-19 impact on economy**

The government had announced the RM260bil Prihatin Rakyat economic stimulus plan followed by the RM35bil short-term Penjana economic recovery plan aimed at stimulating the country's economy that has been hit by the Covid-19 pandemic bringing the government's direct fiscal injection to RM45bil. He added that the government is very committed to ensuring fiscal discipline is maintained. He said "Moving forward, what is most important is what we can do to improve the situation. The government is committed to fiscal discipline and to reduce the fiscal deficit to below 4% within the next three to four years."

**Malaysia's Leading Index (LI) slumped to negative 5.5% in April, pointing to weaker growth**

According to chief statistician Datuk Seri Dr Mohd Uzir Mahidin from the Department of Statistics Malaysia (DOSM), Malaysia's Leading Index (LI) which provides an early signal of the future economic direction slumped to negative 5.5% in April 2020 from negative 3.6% in March 2020. The main components driving the 5.6-point downward shift were the number of housing units approved and the number of new companies registered. Considering the weaker performance of the annual LI and the LI growth cycle deviation from the long-term trend, it is anticipated that the economy will remain on the contraction trajectory in the coming months. The year-on-year (y-o-y) CI slipped to negative 19.3% in April 2020 from negative 3.6% in March 2020. This showed that businesses shut down and demand plunged in April 2020. The roll-out of Penjana the short-term economic recovery plan with the thrust of empowering people, propelling businesses and stimulating the economy will help to relieve economic pressures despite the challenging economic outlook. Thus, short-term and long-term economic measures are seen to foster robust economic revival.

This week, on Thursday (25Jun), the Ringgit was 4.2790 against USD from 4.2740 on Monday (15Jun). Meanwhile, the Ringgit was 3.0734 to the Sing Dollar on Thursday (25Jun).

On Monday (22Jun), the FBM KLCI gained 3.98 points higher or 0.26% to 1511.24 from previous Friday's close of 1507.26. But as at Friday (26Jun) 10:00am, the FBM KLCI was trading sideways at 1491.95 from Monday, indicating the market is looking for clearer direction ahead.



**Leaderboard** [www.shareinvestor.com](http://www.shareinvestor.com) - market data at your fingertips

**Shareinvestor WebPro** ([www.shareinvestor.com/my](http://www.shareinvestor.com/my))  
Prices > Stock Prices > Bursa > click Stocks tab

**SHAREINVESTOR WEBPRO step-by-step GUIDE**

1. mouse over Ranking > select Top Active > all Shariah stocks are denoted with an [S] > mouse over Column Layout > select Edit Customs > select Name > select Volume > select Last Done Price > Mouse Over Column Layout > select Custom
2. mouse over Ranking > select Top Turnover > all Shariah stocks are denoted with an [S] > mouse over Column Layout > select Edit Customs > select Name > select Last Done Price > select Value > Mouse Over Column Layout > select Custom
3. mouse over Ranking > select Top Gainers (Over 5 Trading Days) > mouse over Column Layout > select Edit Customs > select Name > select Last Done Price > select 5 Days Change > select 5 Days % Change > Mouse Over Column Layout > select Custom
4. mouse over Ranking > select Top Losers (Over 5 Trading Days)
5. mouse over Ranking > select Top % Gainers (Over 5 Trading Days)
6. mouse over Ranking > select Top % Losers (Over 5 Trading Days)

| Shariah Top Actives (as at yesterday) |            |           | Top Gainers (over 5 Trading days as at yesterday) |            |             | Top Losers (over 5 Trading days as at yesterday) |            |             |
|---------------------------------------|------------|-----------|---|------------|-------------|--|------------|-------------|
| Name                                  | Price (RM) | Volume    | Name  | Price (RM) | Change (RM) | Name   | Price (RM) | Change (RM) |
| AT [S]                                | 0.090      | 1,738,958 | CARLSBG   | 25.000     | +1.400      | HLFG   | 13.520     | -0.600      |
| VSOLAR [S]                            | 0.055      | 1,271,517 | HEIM  | 22.520     | +1.000      | PBBANK   | 16.380     | -0.420      |
| MQTECH [S]                            | 0.050      | 659,636   | BLDPLNT   | 5.600      | +0.820      | NESTLE   | 139.000    | -0.400      |
| JAG [S]                               | 0.065      | 640,664   | PPB   | 18.000     | +0.800      | HLBANK   | 14.200     | -0.380      |
| PERMAJU [S]                           | 0.290      | 629,797   | TOPGLOV   | 15.500     | +0.800      | PANAMY   | 29.040     | -0.360      |
| MINETEC [S]                           | 0.295      | 625,201   | MILUX   | 1.830      | +0.730      | DLADY  | 43.000     | -0.320      |
| IRIS [S]                              | 0.175      | 596,719   | HARTA   | 12.100     | +0.600      | PETGAS   | 16.980     | -0.320      |
| KANGER [S]                            | 0.100      | 575,721   | SAM   | 7.220      | +0.570      | GENTING  | 4.190      | -0.270      |
| VIVOCOM [S]                           | 0.030      | 540,565   | VITROX  | 9.200      | +0.480      | ALLIANZ  | 14.180     | -0.260      |
| CONNECT [S]                           | 0.290      | 498,182   | MFCB  | 6.420      | +0.420      | CHINTEK  | 5.550      | -0.250      |

| Shariah Top Turnover (as at yesterday) |            |             | Top % Gainers (over 5 Trading days as at yesterday) |            |            | Top % Losers (over 5 Trading days as at yesterday) |            |            |
|--|------------|-------------|---|------------|------------|--|------------|------------|
| Name                                   | Price (RM) | Value (RM)  | Name  | Price (RM) | Change (%) | Name   | Price (RM) | Change (%) |
| TOPGLOV [S]                            | 15.500     | 258,349,524 | REV   | 0.215      | +152.94    | PERMAJU  | 0.290      | -44.76     |
| SUPERMX [S]                            | 7.110      | 145,122,573 | TRIVE   | 0.010      | +100.00    | AT   | 0.090      | -28.00     |
| HARTA [S]                              | 12.100     | 71,520,904  | ANZO  | 0.150      | +76.47     | ENRA   | 0.720      | -25.77     |
| TENAGA [S]                             | 11.580     | 68,584,296  | MILUX   | 1.830      | +66.36     | GNB  | 0.030      | -25.00     |
| COMFORT [S]                            | 2.930      | 61,067,426  | ZECON   | 0.610      | +64.86     | OCB  | 0.340      | -22.73     |
| VS [S]                                 | 0.985      | 48,599,961  | CNASIA  | 0.595      | +52.56     | NATWIDE  | 0.075      | -21.05     |
| AIRASIA [S]                            | 0.850      | 42,153,792  | NETX  | 0.015      | +50.00     | WOODLAN  | 0.435      | -20.91     |
| CAREPLS [S]                            | 1.340      | 36,247,692  | SCABLE  | 0.295      | +40.48     | LAMBO  | 0.020      | -20.00     |
| DSOINIC [S]                            | 1.470      | 34,766,178  | LEWEKO  | 0.220      | +37.50     | SAPIND   | 0.360      | -20.00     |
| SERBADK [S]                            | 1.570      | 32,983,443  | INIX  | 0.060      | +33.33     | ECM  | 0.210      | -19.23     |

**Disclaimer:** The information on this page is provided as a service to readers. It does not constitute financial advice and/or any investment recommendations. Past performance is not indicative of future results. We assume no liability for damages resulting from or arising out of the use of such information. It would be best if you did your own research to make your personal investment decisions wisely or consult a licenced investment advisor.

SHARIAH HOT STOCKS

Price & Volume Distribution Charts (As at yesterday)

Definition

Shariah compliant stocks with Technical Analysis showing the closing price Yesterday is higher than previous closing price and 5-days Moving Average Price with Volume Spike

Chart Guide

Volume Distribution Chart is a statistical interpretation of the current sentiment on each stock in graphical format. The highest bar categorized as >150k is likely to be traded by institutions or super dealers, while the lowest bar categorized as <15k usually represents retail investors. "Buy Up" refers to more buyers snatching up the lots queued at selling price. "Sell Down" refers to sellers selling their shares to the buying queue



ShareInvestor WebPro > Screener > Market Screener (FA & TA) > select BURSA > add criteria > click Add Criteria

**A. Criteria**

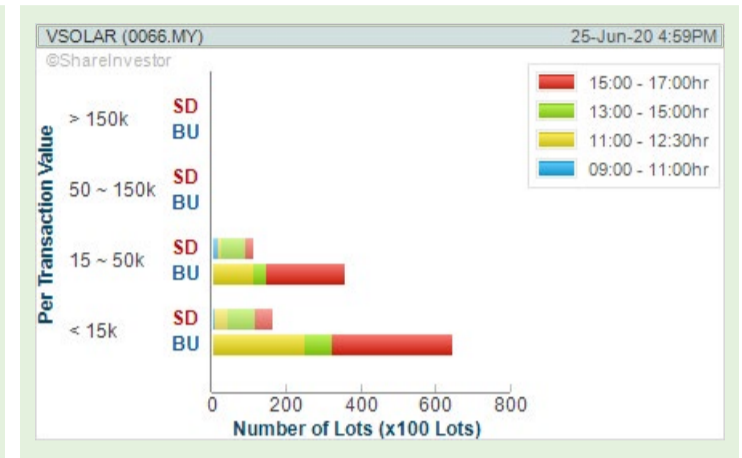
- Fundamental Analysis Conditions tab > select (i) Revenue
- Technical Analysis Conditions tab select (ii) Moving Average Below Close (iii) select ADX Trend (iv) select Bullish ADX +DI/-DI (v) select Volume Spike (vi) select RSI Overbought
- Prices & Other Conditions tab > select (vii) Is Shariah Compliant

**B. Conditions (Criteria Filters)**

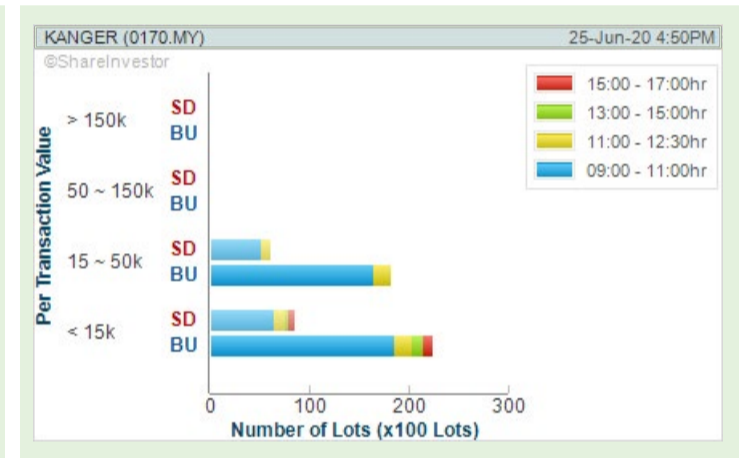
- Revenue - select (more than) type (1) for the past select (1) financial year(s)
- Moving Average Below Close - select (MA) type (5) below close price for type (1) days
- ADX Trend - ADX type (5) type (1) above type (20) for type (1) days
- Bullish ADX +DI/-DI - ADX type (5) type (1): +DI above -DI
- Volume Spike - Volume type (1) times greater than type (5) days average
- RSI Overbought - RSI type (1) above (99) for (1) days
- Is Shariah Compliant - select Yes

> click Save Template > Create New Template type (Shariah Hot Stocks) > click Create > click Save Template as > select Shariah Hot Stocks > click Save > click Screen Now (may take a few minutes) > Sort By: Select (Vol) Select (Desc) > Mouse over stock name > Charts > click Interactive Charts or Volume Distribution

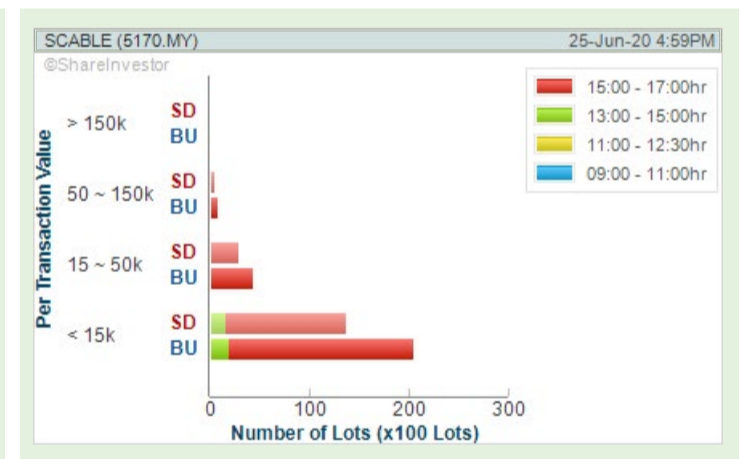
**VSOLAR GROUP BERHAD (0066)**



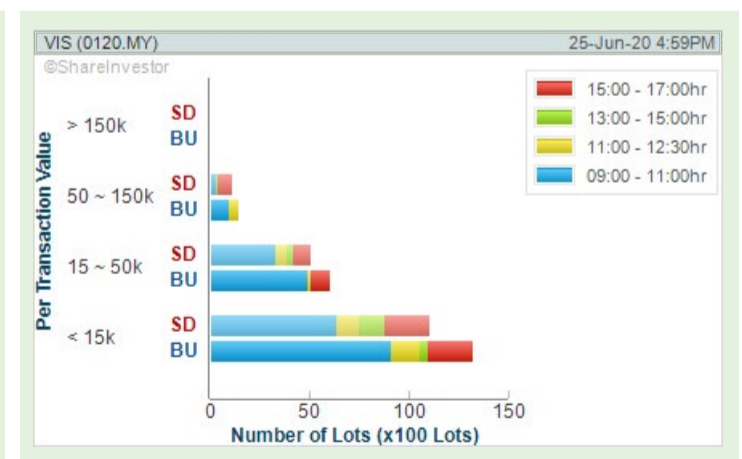
**KANGER INTERNATIONAL BERHAD (0170)**



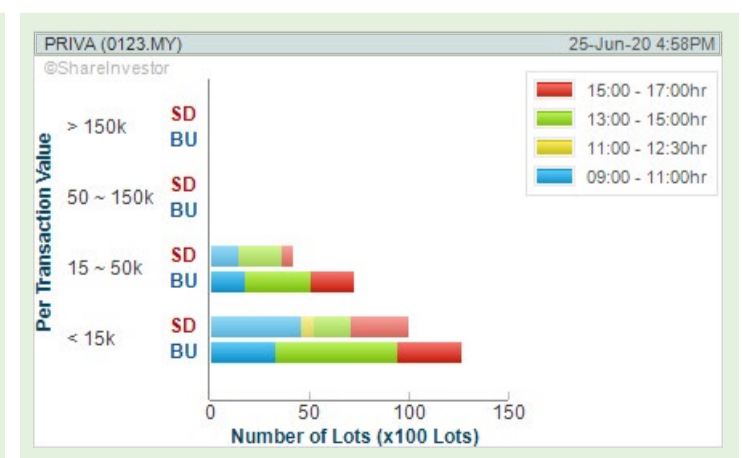
**SARAWAK CABLE BERHAD (5170)**



**VISDYNAMICS HOLDINGS BERHAD (0120)**



**PRIVASIA TECHNOLOGY BERHAD (0123)**



SHARIAH MOMENTUM UP STOCKS

Price & Volume Distribution Charts (As at yesterday)

Definition

Shariah compliant stocks with Technical Analysis showing Bullish Momentum and Price Uptrend. The share price closed at the highest price yesterday. Both the highest and lowest price were higher than the previous day's highest and lowest price.

Chart Guide

Volume Distribution Chart is a statistical interpretation of the current sentiment on each stock in graphical format. The highest bar categorized as >150k is likely to be traded by institutions or super dealers, while the lowest bar categorized as <15k usually represents retail investors. "Buy Up" refers to more buyers snatching up the lots queued at selling price. "Sell Down" refers to sellers selling their shares to the buying queue.

**SHAREINVESTOR WEBPRO**  
step-by-step GUIDE

ShareInvestor WebPro > Screener > Market Screener (FA & TA) > select BURSA > add criteria

**A. Criteria**

- Fundamental Analysis Conditions tab: select (i) Revenue
- Technical Analysis Conditions tab: select (ii) Stochastic Overbought (iii) select Bullish ADX +DI/-DI (iv) select Average Volume (v) select RSI Overbought
- Prices & Other Conditions tab: select (vi) Last Done Price (vii) select Is Shariah Compliant

**B. Conditions**

- Revenue - select (more than) type (1) for the past select (1) financial year(s)
- Stochastic Overbought - FatSO type (1), type (1) above type (99) for type (1) days
- Bullish ADX+DI/-DI - ADX Type (1), type (1); +DI above -DI
- Average Volume - type (1) days average volume greater than type (1000) lots
- RSI Overbought - RSI type (1) above (99) for (1) days
- Last Done Price - select (more than) type (0,3)
- Is Shariah Compliant - select Yes

> click Save Template > Create New Template type (Shariah Momentum Up Stocks) > click Create

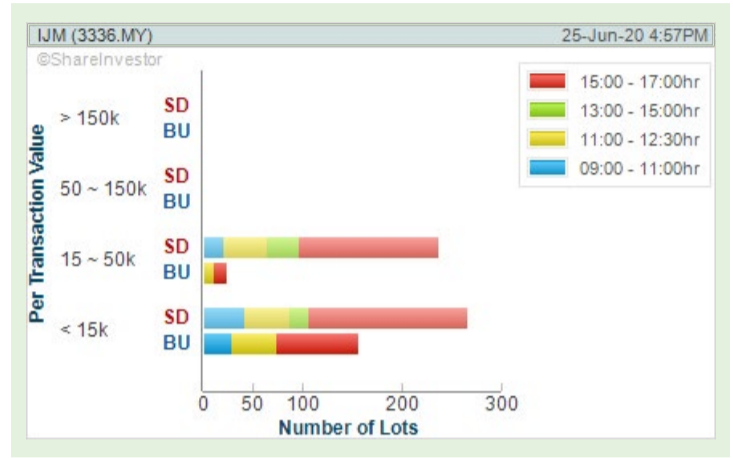
> click Save Template as > select Shariah Momentum Up Stocks > click Save

> click Screen Now (may take a few minutes)

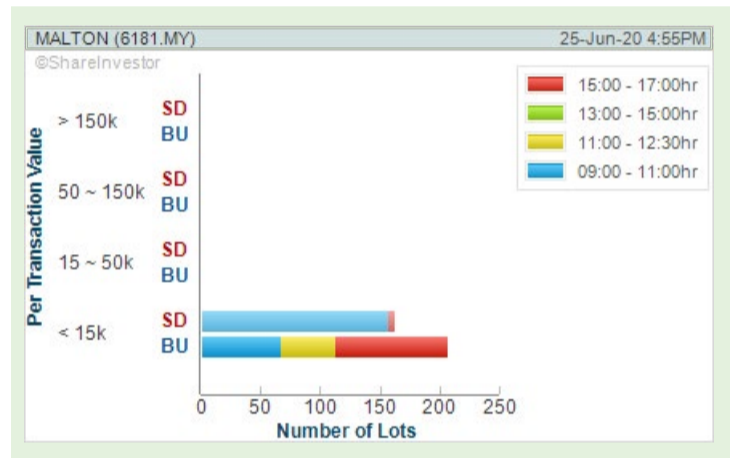
Sort By: Select (Vol) Select (Desc)

Mouse over stock name > Charts > click Interactive Charts tab or Volume Distribution

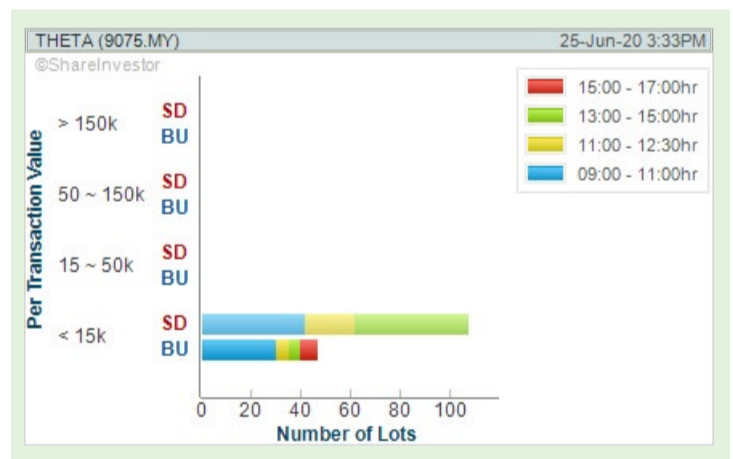
**IJM CORPORATION BERHAD (3336)**



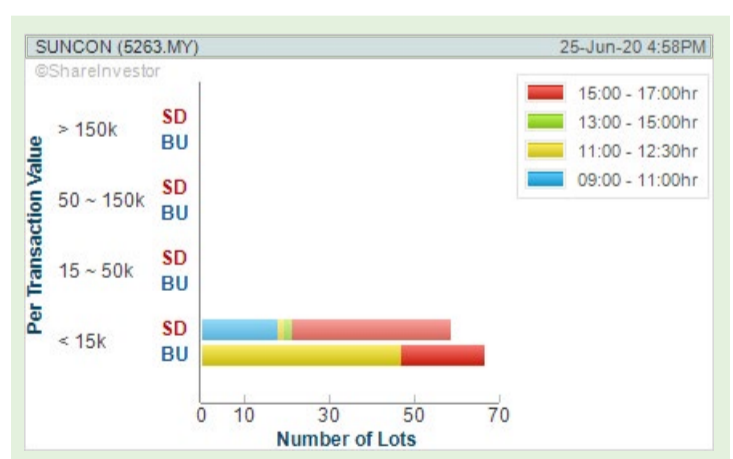
**MALTON BERHAD (6181)**



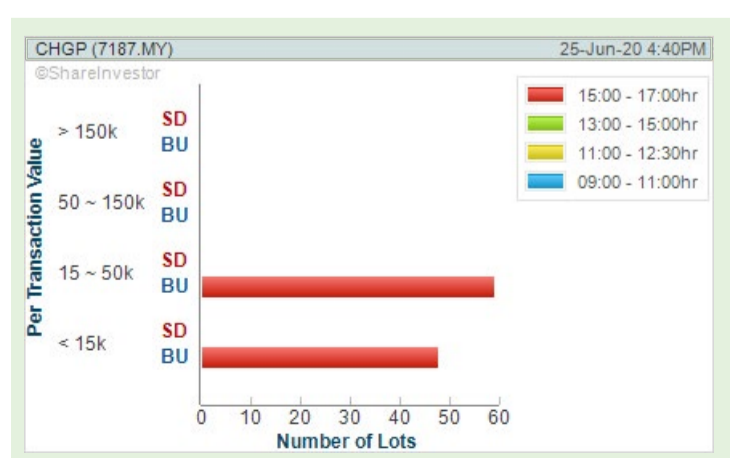
**THETA EDGE BERHAD (9075)**



**SUNWAY CONSTRUCTION GROUP BERHAD (5263)**



**CHIN HIN GROUP PROPERTY BERHAD (7187)**



**HOT STOCKS** Price & Volume Distribution Charts (Over 5 trading days as at yesterday)

**Definition**

Non-Shariah compliant stocks with Technical Analysis showing the closing price Yesterday is higher than previous closing price and 5-days Moving Average Price with Volume Spike

**Chart Guide**

Volume Distribution Chart is a statistical interpretation of the current sentiment on each stock in graphical format. The highest bar categorized as >150k is likely to be traded by institutions or super dealers, while the lowest bar categorized as <15k usually represents retail investors. "Buy Up" refers to more buyers snatching up the lots queued at selling price. "Sell Down" refers to sellers selling their shares to the buying queue.

**SHAREINVESTOR WEBPRO**  
step-by-step GUIDE

ShareInvestor WebPro > Screener > Market Screener (FA & TA) > select BURSA > add criteria

**A. Criteria**

- Fundamental Analysis Conditions tab > select (i) Revenue
- Technical Analysis Conditions tab select (ii) Moving Average Below Close (iii) select Volume Spike (iv) select RSI Overbought
- Price & Other Conditions tab > select (v) Is Shariah Compliant

> click Add Criteria

**B. Conditions**

- Revenue - select (more than) type (1) for the past select (1) financial years
- Moving Average Below Close - select (MA) type (5) below close price for type (1) days
- Volume Spike - Volume type (1) times greater than type (5) days average
- RSI Overbought - RSI type (1) above (99) for (1) days
- Is Shariah Compliant - select No

> click Save Template > Create New Template type (Non-Shariah Hot Stocks) > click Create

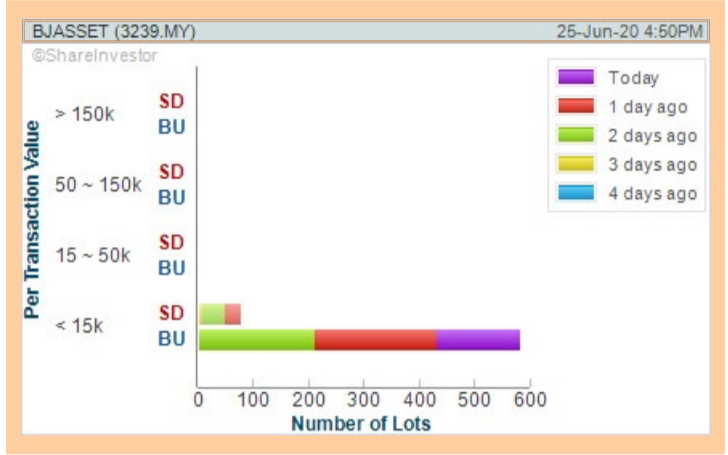
> click Save Template as > select Non-Shariah Hot Stocks > click Save

> click Screen Now (may take a few minutes)

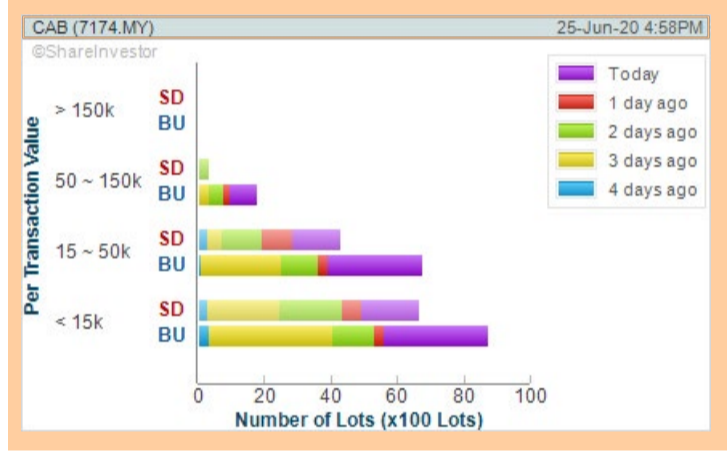
> Sort By: Select (Vol) Select (Desc)

> Mouse over stock name > Charts > click Interactive Charts tab or Volume Distribution

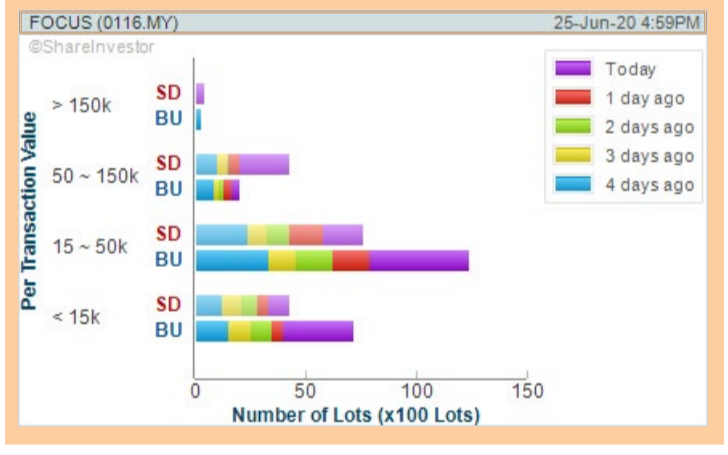
**BERJAYA ASSETS BERHAD (3239)**



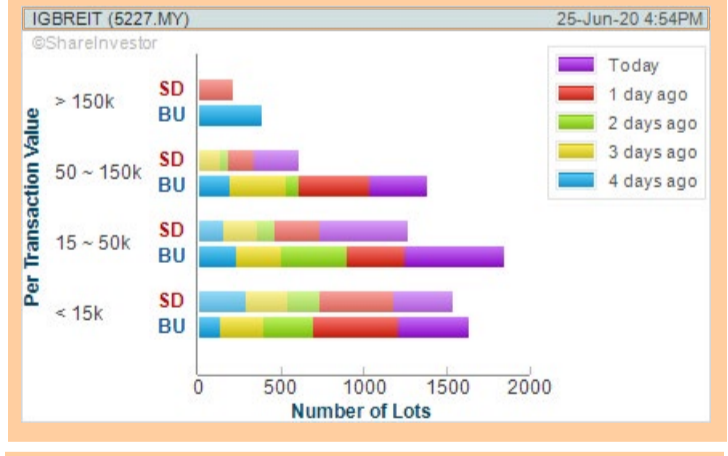
**CAB CAKARAN CORPORATION BERHAD (7174)**



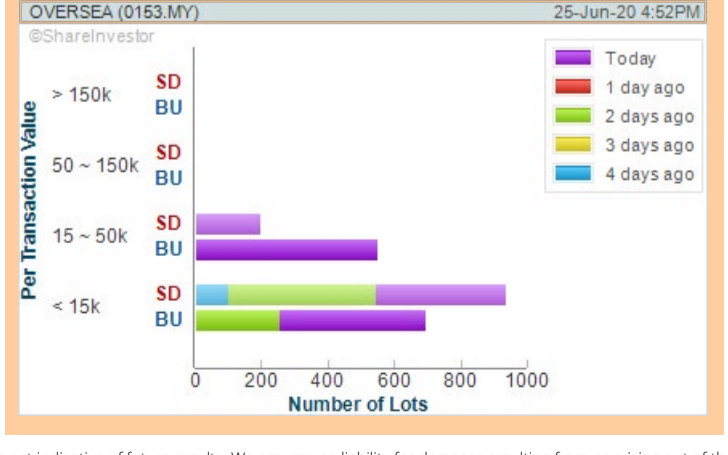
**FOCUS DYNAMICS GROUP BERHAD (0116)**



**IGB REAL ESTATE INVESTMENT TRUST (5227)**



**OVERSEA ENTERPRISE BERHAD (0153)**



**Disclaimer:** The information on this page is provided as a service to readers. It does not constitute financial advice and/or any investment recommendations. Past performance is not indicative of future results. We assume no liability for damages resulting from or arising out of the use of such information. It would be best if you did your own research to make your personal investment decisions wisely or consult a licenced investment advisor.

UP TRENDING STOCKS

Price & Volume Distribution Charts (Over 5 trading days as at yesterday)

**Definition** Stocks with Technical Analysis showing Bullish Momentum and Price Uptrend.

**Chart Guide** Volume Distribution Chart is a statistical interpretation of the current sentiment on each stock in graphical format. The highest bar categorized as >150k is likely to be traded by institutions or super dealers, while the lowest bar categorized as <15k usually represents retail investors. "Buy Up" refers to more buyers snatching up the lots queued at selling price. "Sell Down" refers to sellers selling their shares to the buying queue.

**ShareInvestor WebPro > Screener > Market Screener (FA & TA) > select BURSA > add criteria**

**A. Criteria**

- Fundamental Analysis Conditions tab >select (i) Revenue
- Technical Analysis Conditions tab (ii) select Moving Average Below Close (iii) select Average Volume (iv) select Bullish ADX +DI/-DI (v) select ADX Trend
- Prices & Other Conditions tab: select (vi) Last Done Price

> click Add Criteria

- Technical Analysis Conditions tab (vii) select Moving Average Below Close

> click Add Criteria

**B. Conditions**

- Revenue - select (more than) type (1) for the past select (1) financial year(s)
- Moving Average Below Close - select (MA) type (20) below close price for type (1) days
- Average Volume - type (5) days average volume type (1000) lots
- Last Done Price - select (more than) type (0.3)
- Moving Average Below Close - select (MA) type (40) below close price for type (1) days
- Bullish ADX - ADX type (20) type (1); +DI above -DI
- ADX Trend - ADX type (20), type (1) above type (20) for type (1) days

> click Save Template > Create New Template type (Non-Shariah Up-Trending Stocks) > click Create

Click Save Template As > select Non-Shariah Up Trending Stocks > click Save

> click Screen Now (may take a few minutes)

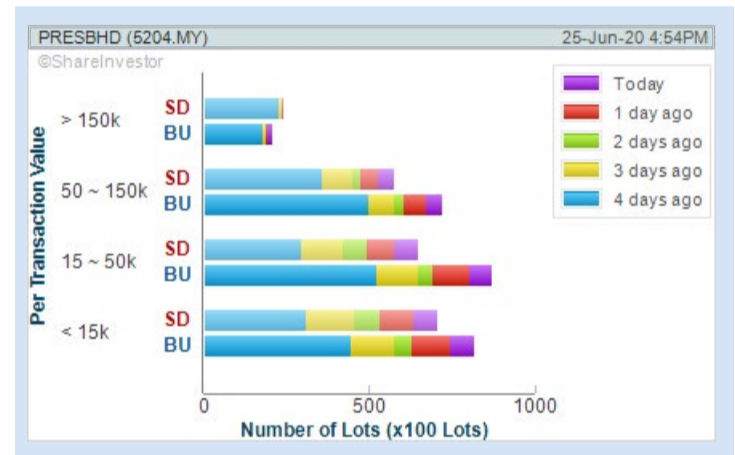
Sort By: Select (Vol) Select (Desc)

Mouse over stock name > Charts > click Interactive Charts tab or Volume Distribution

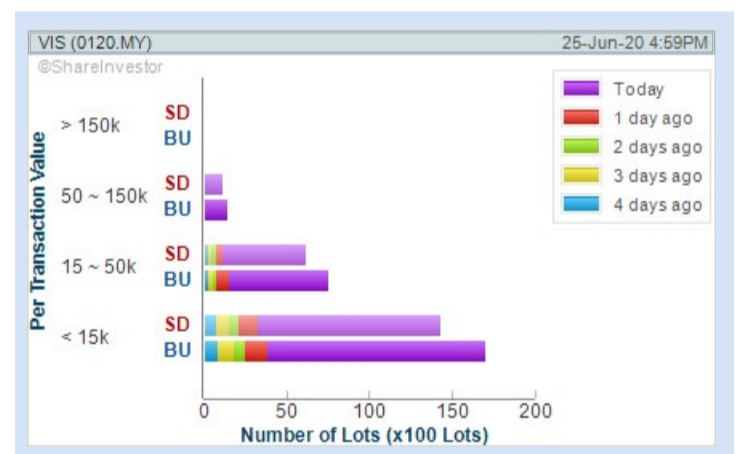
## V.S INDUSTRY BERHAD (6963)



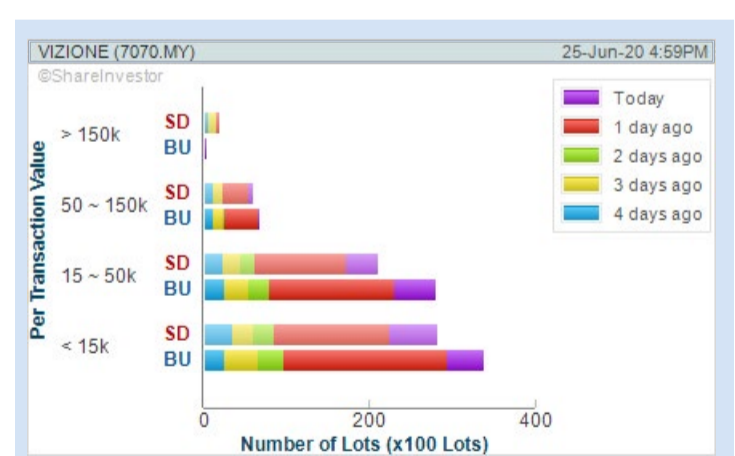
## PRESTARIANG BERHAD (5204)



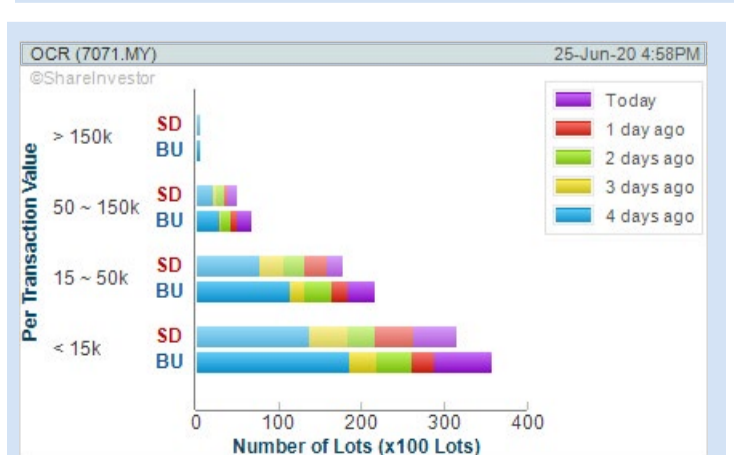
## VISDYNAMICS HOLDINGS BERHAD (0120)



## VIZIONE HOLDINGS BERHAD (7070)



## OCR GROUP BERHAD (7071)



# Pintaras Jaya Berhad (9598)

By Evelyn Yong

## OVERVIEW

Pintaras Jaya Berhad (PTARAS) was incorporated as a limited company on 23rd November 1989 by their founder Dr Chiu Hong Keong, a civil and geotechnical engineer and successfully listed on Bursa Second Board in 1994. Then in 1998 it transferred to Main Market. Since then PTARAS has gained a solid reputation and grown as a foundations and pilings specialist leader in the Malaysian construction industry. In 2018, they acquired a Singapore-based piling contractor Pintary International Pte Ltd and its piling subsidiaries, Pintary Foundations Pte Ltd and Pintary Geotechnics Pte Ltd to expand its footprint outside of Malaysia.

## BUSINESS MODEL

PTARAS's core business is in the Malaysia and Singapore construction industry with specialization in foundation and piling systems. Its range of expertise includes earth retaining systems, abasement and substructure works, ground improvement, earth works and civil engineering works with their own large fleet of top-range equipment such as drilling rigs, crawler cranes, vibro-hammers etc. Over the years, it has completed some well-known projects such as MRT (from One Utama station to The Curve station), Pavilion Hilltop, Plaza Mont' Kiara, I-City - Central Plaza to name a few.

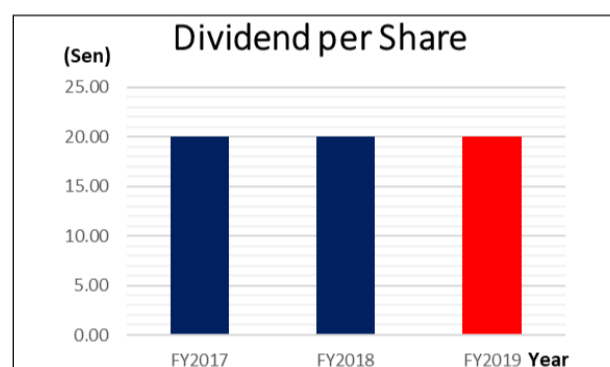
PTARAS also manufactures metal containers via its subsidiary Prima Packaging Sdn Bhd operating in Selangor. The company produces industrial pails and cans and has served the paint industry for 40 years with long-term clients such as Nippon Paint, Colourland and Jotun Malaysia.

## FINANCIAL REVIEW

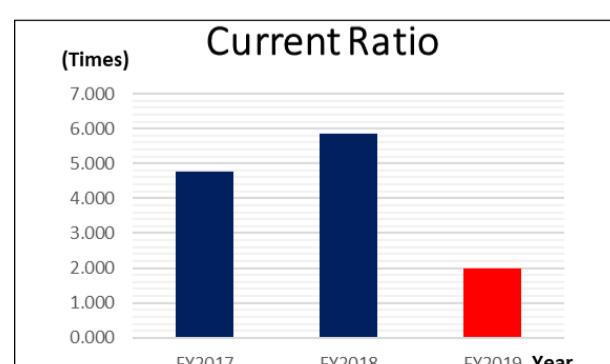
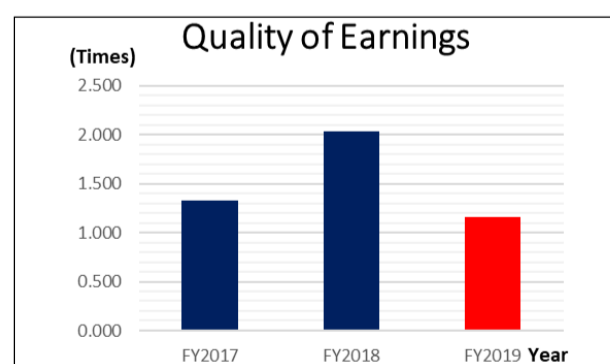
PTARAS has a stable dividend payout over the years and maintained a dividend yield at above 7% over past 4 financial years. For FY2019 a total of 20sen



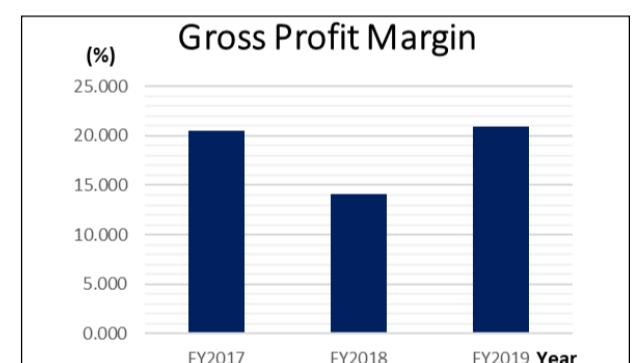
per share dividend amounting to RM33,172,960 has been declared with a dividend payout ratio of 127%. Although the dividend payment amount is more than the net profit, the company's financials is still considered healthy since it has a cash ratio of 0.737. (refer to Prospects & Challenges and Insight at the end of this article)



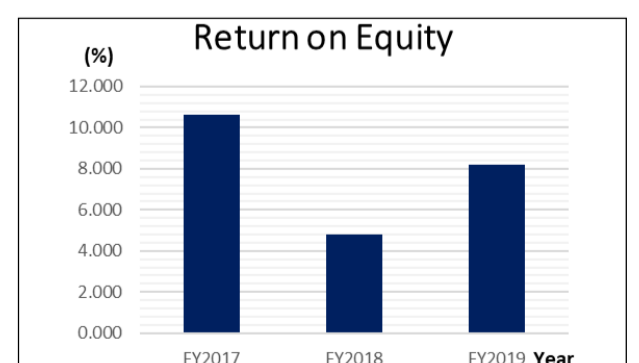
PTARAS managed the lowest quality of earnings at 1.16 times in FY2019 compared to 2.03 times in FY2018 and 1.33 times in FY2017 and this was due to the interest charged on borrowings and unexpected higher operating expenses. Despite the lowest quality of earning over past 3 financial years, the Quality of Earnings at more than 1 indicates that the company is still having a healthy operating cash flow.



The Current Ratio for FY2019 shows the lowest over past 3 years at 1.98 compare to 5.859 in FY2018 and 4.763 in FY2017. The decline was due to a bad debt being written off amounting to about RM1.5 million. The increasing value of bank borrowings for leasing finance on building, site equipment and investment properties as well as motor equipment were also contributing factors. However, the investment is considered important for the company's growth and the ratio at 1.98 indicates the company is still financially sound.

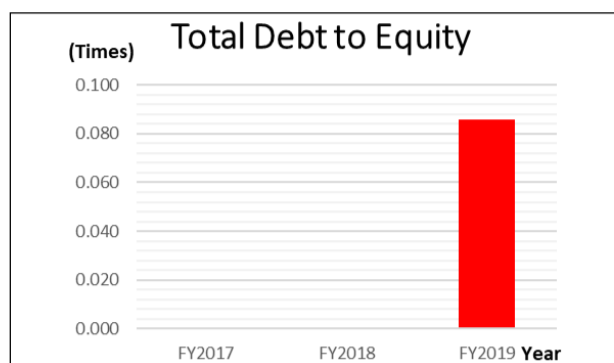


PTARAS obtained the highest gross profit margin in FY2019 among past 3 years at 20.89% compared to 14.4% in FY2018 and 20.6% in FY2017. The Singapore division has contributed around 78% of the revenue with full utilization of plant and equipment while the average utilization of the Malaysia division was only about 20% for the construction part and which contributed around 11% to the revenue. The low revenue from the Malaysian construction side was a result of suspension of works involving 2 projects due to non-payments and a deferment of the commencement of a major secured contract.



The Return on Equity of PTARAS is 8.2% in

FY2019 while 4.8% in FY2018 and 10.6% in FY2017. Although the unexpected expenses have trimmed the FY2019 net profit for PTARAS, the company still managed to generate a 3.4% increase compared to the previous year and generated an increase in returns for investors.

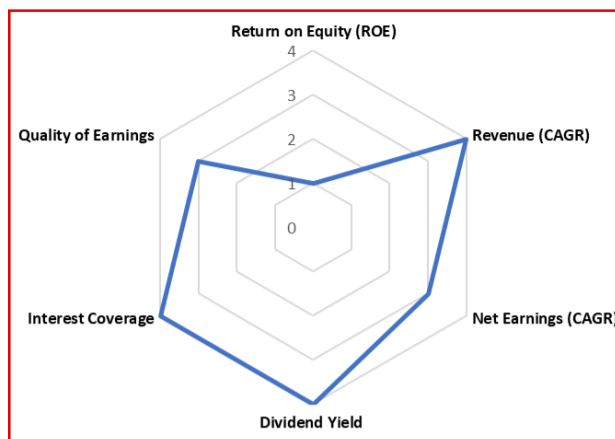


The Debt to Equity ratio of PTARAS in FY2019 shows 0.086 times and was zero previously. Generally, the benchmark ratio is at 1 and the lower the better to imply a more financially stable position. PTARAS had no bank borrowings before FY2019. In some views, a manageable borrowing is essential to help boost the company's growth and in this case PTARAS has decided to invest in its construction assets.

### CASH FLOW STATEMENT

The net cash from operating activities has provided a positive cash flow of RM27.37 million in FY2019 as compared to RM28.58 million in FY2018. The decrease in net cash from operating activities was mainly due to the increase in working capital with a RM53million in negative receivables. Even though the cash flow indicates lesser than last year, the company has enough cash to use to cover their operations.

The net cash from investing activities in FY2019 (-RM46.49 million) was mainly due to the purchases of machinery and assets as well as acquisition of a subsidiary company. The negative cash flow has shown that it is investing in the business for growth.



The net cash generated from financing activities in FY2019 (RM45.04 million) was mainly due to the proceeds from bank borrowings (RM9.5 million) and repayment of finance leases as well as borrowings (RM21.41 million).

### PROSPECT AND CHALLENGES

PTARAS revenue in FY2019 has indicated its reliance on its Singapore operations which provided a strong contribution to the overall result. The construction sector has just started to turnaround with good job prospects after several difficult years. However, the operating environment remains tough and competitive. Overheads and labour costs are higher than previous years. In addition, the outbreak of the Covid19 pandemic has halted the progression of the construction works. For FY2019, steel prices were stable but concrete prices were up about 12%. The capital expenditure has been increasing to RM38 million as PTARAS has to rapidly expand its office, storage space and plant and equipment to meet the higher business expansion. These challenges are foreseeable to continue into FY2020.

For the manufacturing division, the revenue of RM36million improved by about 12% from FY2018 due to higher selling prices. But margins remained squeezed by higher tin plate prices averaging RM3,900 per tonne, up by about 5% from FY2018.

### RATING SYSTEM

- Return on Equity (ROE) = **Poor**
- Revenue [3 Years CAGR] = **Excellent**
- Net Earnings [3 Years CAGR] = **Good**
- Dividend Yield = **Excellent**
- Interest Coverage = **Excellent**
- Quality of Earnings = **Good**

### MY INSIGHT

Based on the calculation on Discounted Earnings Model, PTARAS has an intrinsic value of RM2.40. The current share price of PTARAS is RM2.62 which makes it a fair-valued stock (as at 25 Jun 2020). It has a beta of 0.868 (500 days) indicating that the share price is less volatile than the current market. However, the value is close to 1 indicating it is just slightly behind the market. Based on the computation of Capital Asset Pricing Model (CAPM) on 10 years period, PTARAS has an expected market return of 1.412%.

On the dividend prospect, although PTARAS has maintained a dividend yield of above 7% over the years, in latest 2Q of FY2020, the company has announced a dividend of 4sen per share which is lower than previous years. As with most other companies, PTARAS too has been pressured by the lockdown due to the pandemic crisis. The stoppage in construction works in Malaysia and Singapore is expected to affect the revenue of FY2020. Hence the company will need to depend on sound financials and a strong management to help endure this FY. However for the long-term view, PTARAS still has a good outlook as it has secured in its order book a few big projects in both Malaysia and Singapore. As such the earnings outlook over the next 2-3 years remains positive on the back of its high-quality work and operational efficiency.

Pintaras Jaya Berhad Share Price Over 3 Years



#### Disclaimers

The research, information and financial opinions expressed in this article are purely for information and educational purpose only. We do not make any recommendation for the intention of trading purposes nor is it an advice to trade. Although best efforts are made to ensure that all information is accurate and up to date, occasionally errors and misprints may occur which are unintentional. It would help if you did not rely upon the material and information in this article. We will not be liable for any false, inaccurate, incomplete information and losses or damages suffered from your action. It would be best if you did your own research to make your personal investment decisions wisely or consult your investment advisor.

# SHAREINVESTOR STATION

## The Stock Markets at Your Fingertips

Scan the QR Code to get started

18 Days FREE Trial

Consensus Estimates

Customizable Market Screener

Intrinsic Value Calculator

Multiple Dynamic Charts

Power Frame

Ownership Tracker

Order Flow Tracking



## Insider Trades

### Definition

Insider Trades shows the trades made by substantial shareholders or directors of the company. Purchases by the directors and company share buyback may indicate the share price is undervalued and brings confidence to the price trend of the share price.



ShareInvestor WebPro > Fundamental > Insider Trades > click Search tab > Select Bursa > click Stock name > scroll up and leave at <Select Counter> Type Date Range for Announcement Date > click Search

| Notice Date (15 June - 19 June 2020) |            |   |                        |                                  |
|--------------------------------------|------------|---|------------------------|----------------------------------|
| Effective Change Date                | Stock Name | Buyer/ Seller Name [Classification]           | Bought / (Sold) ['000] | No. of Shares After Trade ['000] |
|                                      |            |   | Total                  | Total                            |
| 12 Jun 2020 - 12 Jun 2020            | ABMB       | Employees Provident Fund Board [SSH]          | 34                     | 212,522 13.728                   |
| 11 Jun 2020 - 11 Jun 2020            | ABMB       | Employees Provident Fund Board [SSH]          | -210                   | 212,488 13.726                   |
| 10 Jun 2020 - 10 Jun 2020            | ABMB       | Employees Provident Fund Board [SSH]          | -365                   | 212,699 13.739                   |
| 16 Jun 2020 - 16 Jun 2020            | ADVPKG     | Pang Chong Yong [DIR/CEO]                     | 1,593                  | 1,593 8.338                      |
| 15 Jun 2020 - 17 Jun 2020            | ADVPKG     | Peter Ling Ee Kong [SSH]                      | 71                     | 1,216 6.363                      |
| 12 Jun 2020 - 12 Jun 2020            | ADVPKG     | Peter Ling Ee Kong [SSH]                      | 8                      | 1,145 5.990                      |
| 12 Jun 2020 - 12 Jun 2020            | AEON       | Employees Provident Fund Board [SSH]          | 580                    | 203,107 14.466                   |
| 15 Jun 2020 - 15 Jun 2020            | AIRPORT    | Employees Provident Fund Board [SSH]          | 2,996                  | 242,723 14.629                   |
| 12 Jun 2020 - 12 Jun 2020            | AIRPORT    | Employees Provident Fund Board [SSH]          | 889                    | 239,727 14.448                   |
| 11 Jun 2020 - 11 Jun 2020            | AIRPORT    | Employees Provident Fund Board [SSH]          | 2,000                  | 238,838 14.395                   |
| 15 Jun 2020 - 15 Jun 2020            | ALLIANZ    | Employees Provident Fund Board [SSH]          | 8                      | 9,642 5.451                      |
| 12 Jun 2020 - 12 Jun 2020            | ALLIANZ    | Employees Provident Fund Board [SSH]          | 2                      | 9,634 5.446                      |
| 11 Jun 2020 - 11 Jun 2020            | ALLIANZ    | Employees Provident Fund Board [SSH]          | 30                     | 9,632 5.445                      |
| 12 Jun 2020 - 12 Jun 2020            | AMBANK     | Employees Provident Fund Board [SSH]          | 177                    | 320,589 10.655                   |
| 11 Jun 2020 - 11 Jun 2020            | AMBANK     | Employees Provident Fund Board [SSH]          | -571                   | 320,412 10.649                   |
| 10 Jun 2020 - 10 Jun 2020            | AMBANK     | Employees Provident Fund Board [SSH]          | -1,000                 | 320,382 10.668                   |
| 15 Jun 2020 - 15 Jun 2020            | AMFIRST    | Employees Provident Fund Board [SSH]          | 2                      | 34,474 5.022                     |
| 11 Jun 2020 - 11 Jun 2020            | AMFIRST    | Employees Provident Fund Board [SSH]          | 313                    | 34,472 5.022                     |
| 12 Jun 2020 - 12 Jun 2020            | AMWAY      | Kumpulan Wang Persaraan (diperbadankan) [SSH] | -7                     | 15,100 9.186                     |
| 12 Jun 2020 - 12 Jun 2020            | APM        | Employees Provident Fund Board [SSH]          | 383                    | 10,136 5.185                     |
| 17 Jun 2020 - 17 Jun 2020            | ARBB       | Caravan Capital Management Llc [SSH]          | 3,133                  | 21,629 5.950                     |
| 15 Jun 2020 - 15 Jun 2020            | ASTRO      | Employees Provident Fund Board (epf) [SSH]    | 1,533                  | 398,979 7.651                    |
| 12 Jun 2020 - 12 Jun 2020            | ASTRO      | Employees Provident Fund Board (epf) [SSH]    | 4,000                  | 397,446 7.622                    |
| 11 Jun 2020 - 11 Jun 2020            | ASTRO      | Employees Provident Fund Board (epf) [SSH]    | 3,000                  | 393,446 7.545                    |
| 10 Jun 2020 - 10 Jun 2020            | ASTRO      | Employees Provident Fund Board (epf) [SSH]    | 420                    | 390,446 7.488                    |
| 16 Jun 2020 - 16 Jun 2020            | AXIATA     | Employees Provident Fund Board [SSH]          | 1,000                  | 1,586,898 17.307                 |
| 15 Jun 2020 - 15 Jun 2020            | AXIATA     | Employees Provident Fund Board [SSH]          | 1,263                  | 1,585,898 17.296                 |
| 12 Jun 2020 - 12 Jun 2020            | AXIATA     | Employees Provident Fund Board [SSH]          | 1,016                  | 1,584,635 17.282                 |
| 11 Jun 2020 - 11 Jun 2020            | AXIATA     | Employees Provident Fund Board [SSH]          | 2,000                  | 1,583,620 17.271                 |
| 16 Jun 2020 - 16 Jun 2020            | AXREIT     | Employees Provident Fund Board [SSH]          | 282                    | 159,535                          |
| 15 Jun 2020 - 15 Jun 2020            | AXREIT     | Employees Provident Fund Board [SSH]          | -191                   | 159,253                          |
| 12 Jun 2020 - 12 Jun 2020            | AXREIT     | Employees Provident Fund Board [SSH]          | 402                    | 159,443                          |
| 11 Jun 2020 - 11 Jun 2020            | AXREIT     | Employees Provident Fund Board [SSH]          | -21                    | 159,042                          |
| 10 Jun 2020 - 10 Jun 2020            | AXREIT     | Employees Provident Fund Board [SSH]          | -356                   | 159,063                          |
| 16 Jun 2020 - 16 Jun 2020            | AXREIT     | Kumpulan Wang Persaraan (diperbadankan) [SSH] | 254                    | 162,694                          |
| 15 Jun 2020 - 15 Jun 2020            | AXREIT     | Kumpulan Wang Persaraan (diperbadankan) [SSH] | -388                   | 162,440                          |
| 15 Jun 2020 - 15 Jun 2020            | BAHVEST    | Lo Fui Ming [DIR/CEO]                         | 30                     | 189,315 15.430                   |
| 15 Jun 2020 - 15 Jun 2020            | BAHVEST    | Lo Fui Ming [SSH]                             | 30                     | 189,227                          |
| 16 Jun 2020 - 16 Jun 2020            | BARAKAH    | Nik Hamdan Bin Daud [DIR/CEO]                 | -6,896                 | 75,765 9.065                     |
| 16 Jun 2020 - 16 Jun 2020            | BARAKAH    | Nik Hamdan Bin Daud [SSH]                     | -6,896                 | 75,765 9.065                     |
| 16 Jun 2020 - 16 Jun 2020            | BAUTO      | Employees Provident Fund Board [SSH]          | 935                    | 204,386 17.586                   |
| 15 Jun 2020 - 15 Jun 2020            | BAUTO      | Employees Provident Fund Board [SSH]          | 3,781                  | 203,451 17.506                   |
| 12 Jun 2020 - 12 Jun 2020            | BAUTO      | Employees Provident Fund Board [SSH]          | 2,267                  | 199,670 17.181                   |
| 11 Jun 2020 - 11 Jun 2020            | BAUTO      | Employees Provident Fund Board [SSH]          | 1,127                  | 197,404 16.986                   |
| 10 Jun 2020 - 10 Jun 2020            | BAUTO      | Employees Provident Fund Board [SSH]          | 1,703                  | 196,276 16.889                   |
| 17 Jun 2020 - 17 Jun 2020            | BAUTO      | Kumpulan Wang Persaraan (diperbadankan) [SSH] | -1,841                 | 171,658 6.166                    |
| 16 Jun 2020 - 16 Jun 2020            | BAUTO      | Kumpulan Wang Persaraan (diperbadankan) [SSH] | -1,867                 | 173,498 6.324                    |
| 15 Jun 2020 - 15 Jun 2020            | BAUTO      | Kumpulan Wang Persaraan (diperbadankan) [SSH] | -1,632                 | 175,365 6.484                    |
| 12 Jun 2020 - 12 Jun 2020            | BAUTO      | Kumpulan Wang Persaraan (diperbadankan) [SSH] | 343                    | 76,998 6.625                     |
| 16 Jun 2020 - 16 Jun 2020            | BIMB       | Employees Provident Fund Board [SSH]          | 621                    | 231,699 12.925                   |
| 15 Jun 2020 - 15 Jun 2020            | BIMB       | Employees Provident Fund Board [SSH]          | 1,000                  | 231,078 12.890                   |
| 12 Jun 2020 - 12 Jun 2020            | BIMB       | Employees Provident Fund Board [SSH]          | 487                    | 230,078 12.834                   |
| 10 Jun 2020 - 10 Jun 2020            | BIMB       | Employees Provident Fund Board [SSH]          | -142                   | 229,591 12.807                   |
| 15 Jun 2020 - 17 Jun 2020            | BJFOOD     | Berjaya Corporation Berhad [SSH]              | 1,425                  | 197,825 55.927                   |
| 12 Jun 2020 - 12 Jun 2020            | BJFOOD     | Berjaya Corporation Berhad [SSH]              | 500                    | 196,400 55.524                   |
| 15 Jun 2020 - 17 Jun 2020            | BJFOOD     | Berjaya Group Berhad [SSH]                    | 1,425                  | 197,825 55.927                   |
| 12 Jun 2020 - 12 Jun 2020            | BJFOOD     | Berjaya Group Berhad [SSH]                    | 500                    | 196,400 55.524                   |
| 15 Jun 2020 - 17 Jun 2020            | BJFOOD     | Juara Sejati Sdn Bhd [SSH]                    | 1,425                  | 41,535 11.742                    |
| 12 Jun 2020 - 12 Jun 2020            | BJFOOD     | Juara Sejati Sdn Bhd [SSH]                    | 500                    | 40,110 11.340                    |
| 15 Jun 2020 - 17 Jun 2020            | BJFOOD     | Vincent Tan Chee Yoon [SSH]                   | 1,425                  | 244,443 69.107                   |
| 12 Jun 2020 - 12 Jun 2020            | BJFOOD     | Vincent Tan Chee Yoon [SSH]                   | 500                    | 243,018 68.704                   |
| 15 Jun 2020 - 17 Jun 2020            | BJTOTO     | Vincent Tan Chee Yoon [SSH]                   | -4,390                 | 657,144 49.133                   |
| 16 Jun 2020 - 16 Jun 2020            | BURSA      | Employees Provident Fund Board [SSH]          | 2,543                  | 68,842 8.515                     |
| 15 Jun 2020 - 15 Jun 2020            | BURSA      | Employees Provident Fund Board [SSH]          | 3,537                  | 66,299 8.200                     |
| 12 Jun 2020 - 12 Jun 2020            | BURSA      | Employees Provident Fund Board [SSH]          | 4,000                  | 62,762 7.763                     |
| 11 Jun 2020 - 11 Jun 2020            | BURSA      | Employees Provident Fund Board [SSH]          | 3,620                  | 58,762 7.268                     |
| 10 Jun 2020 - 10 Jun 2020            | BURSA      | Employees Provident Fund Board [SSH]          | 2,869                  | 55,142 6.820                     |
| 17 Jun 2020 - 17 Jun 2020            | BURSA      | Kumpulan Wang Persaraan (diperbadankan) [SSH] | -350                   | 101,218 12.519                   |
| 16 Jun 2020 - 16 Jun 2020            | BURSA      | Kumpulan Wang Persaraan (diperbadankan) [SSH] | -500                   | 101,569 12.563                   |
| 15 Jun 2020 - 15 Jun 2020            | BURSA      | Kumpulan Wang Persaraan (diperbadankan) [SSH] | -65                    | 102,069 12.624                   |
| 12 Jun 2020 - 12 Jun 2020            | CANONE     | Genkho Candoz Sdn Bhd [SSH]                   | 35                     | 39,229 20.416                    |
| 12 Jun 2020 - 12 Jun 2020            | CANONE     | Teh Khoy Gen [SSH]                            | 35                     | 39,229 20.416                    |
| 16 Jun 2020 - 16 Jun 2020            | CMSB       | Employees Provident Fund Board [SSH]          | 690                    | 125,859                          |
| 15 Jun 2020 - 15 Jun 2020            | CMSB       | Employees Provident Fund Board [SSH]          | 5,000                  | 125,168                          |
| 12 Jun 2020 - 12 Jun 2020            | CMSB       | Employees Provident Fund Board [SSH]          | 4,344                  | 120,168                          |
| 11 Jun 2020 - 11 Jun 2020            | CMSB       | Employees Provident Fund Board [SSH]          | 5,000                  | 115,824                          |
| 18 Jun 2020 - 18 Jun 2020            | CMSB       | Lembaga Tabung Haji [SSH]                     | 100                    | 98,571                           |
| 17 Jun 2020 - 17 Jun 2020            | CMSB       | Lembaga Tabung Haji [SSH]                     | 67                     | 98,471                           |
| 16 Jun 2020 - 16 Jun 2020            | CMSB       | Lembaga Tabung Haji [SSH]                     | 58                     | 98,404                           |
| 15 Jun 2020 - 15 Jun 2020            | CMSB       | Lembaga Tabung Haji [SSH]                     | -150                   | 98,346                           |
| 12 Jun 2020 - 12 Jun 2020            | CMSB       | Lembaga Tabung Haji [SSH]                     | -300                   | 98,496                           |
| 11 Jun 2020 - 11 Jun 2020            | CMSB       | Lembaga Tabung Haji [SSH]                     | -350                   | 98,796                           |
| 12 Jun 2020 - 12 Jun 2020            | CONNECT    | Ang Chuang Juay [DIR/CEO]                     | -1,400                 | 17,062 4.640                     |
| 12 Jun 2020 - 12 Jun 2020            | CONNECT    | Ang Chuang Juay [SSH]                         | -1,400                 |                                  |
| 15 Jun 2020 - 17 Jun 2020            | CRG        | Chiang Fong Yee [DIR/CEO]                     | 32                     | 212,199 26.339                   |
| 12 Jun 2020 - 12 Jun 2020            | CRG        | Chiang Fong Yee [DIR/CEO]                     | 104                    | 212,166 26.335                   |

| Notice Date (15 June - 19 June 2020) |            |  |                        |                                  |
|--------------------------------------|------------|--|------------------------|----------------------------------|
| Effective Change Date                | Stock Name | Buyer/ Seller Name [Classification]              | Bought / (Sold) ['000] | No. of Shares After Trade ['000] |
|                                      |            |  | Total                  | Total                            |
| 15 Jun 2020 - 17 Jun 2020            | CRG        | Chiang Fong Yee [SSH]                            | 32                     | 212,199 26.339                   |
| 12 Jun 2020 - 12 Jun 2020            | CRG        | Chiang Fong Yee [SSH]                            | 104                    | 212,166 26.335                   |
| 15 Jun 2020 - 15 Jun 2020            | CUSCAPI    | Sheah Kok Fah [DIR/CEO]                          | 200                    | 1,000 0.116                      |
| 12 Jun 2020 - 12 Jun 2020            | CUSCAPI    | Sheah Kok Fah [DIR/CEO]                          | 200                    | 800 0.093                        |
| 12 Jun 2020 - 12 Jun 2020            | CYPARK     | Razali Bin Ismail [DIR/CEO]                      | -1,000                 | 42,582 9.254                     |
| 12 Jun 2020 - 12 Jun 2020            | CYPARK     | Razali Bin Ismail [SSH]                          | -1,000                 | 42,582 9.254                     |
| 19 Jun 2020 - 19 Jun 2020            | DESTINI    | Rozabil @ Rozamujib Bin Abdul Rahman [DIR/CEO]   | 108                    | 317,166 25.782                   |
| 17 Jun 2020 - 17 Jun 2020            | DESTINI    | Rozabil @ Rozamujib Bin Abdul Rahman [DIR/CEO]   | 50                     | 317,058 25.772                   |
| 19 Jun 2020 - 19 Jun 2020            | DESTINI    | Rozabil @ Rozamujib Bin Abdul Rahman [SSH]       | 108                    | 317,166 25.782                   |
| 17 Jun 2020 - 17 Jun 2020            | DESTINI    | Rozabil @ Rozamujib Bin Abdul Rahman [SSH]       | 50                     | 317,058 25.772                   |
| 16 Jun 2020 - 16 Jun 2020            | DIALOG     | Employees Provident Fund Board [SSH]             | -3,286                 | 515,983 9.150                    |
| 15 Jun 2020 - 15 Jun 2020            | DIALOG     | Employees Provident Fund Board [SSH]             | 514                    | 519,269 9.210                    |
| 12 Jun 2020 - 12 Jun 2020            | DIALOG     | Employees Provident Fund Board [SSH]             | -1,614                 | 518,755 9.200                    |
| 11 Jun 2020 - 11 Jun 2020            | DIALOG     | Employees Provident Fund Board [SSH]             | 500                    | 520,369 9.230                    |
| 10 Jun 2020 - 10 Jun 2020            | DIALOG     | Employees Provident Fund Board [SSH]             | 26,114                 | 519,869 9.220                    |
| 18 Jun 2020 - 18 Jun 2020            | DIALOG     | Kumpulan Wang Persaraan (diperbadankan) [SSH]    | -2,379                 | 376,458 6.680                    |
| 17 Jun 2020 - 17 Jun 2020            | DIALOG     | Kumpulan Wang Persaraan (diperbadankan) [SSH]    | -2,550                 | 378,837 6.720                    |
| 16 Jun 2020 - 16 Jun 2020            | DIALOG     | Kumpulan Wang Persaraan (diperbadankan) [SSH]    | -3,513                 | 381,387 6.760                    |
| 15 Jun 2020 - 15 Jun 2020            | DIALOG     | Kumpulan Wang Persaraan (diperbadankan) [SSH]    | -400                   | 384,900 6.830                    |
| 16 Jun 2020 - 16 Jun 2020            | DIGI       | Employees Provident Fund Board [SSH]             | 1,263                  | 1,112,922 14.314                 |
| 15 Jun 2020 - 15 Jun 2020            | DIGI       | Employees Provident Fund Board [SSH]             | 2,727                  | 1,111,658 14.298                 |
| 12 Jun 2020 - 12 Jun 2020            | DIGI       | Employees Provident Fund Board [SSH]             | 262                    | 1,108,931 14.263                 |
| 11 Jun 2020 - 11 Jun 2020            | DIGI       | Employees Provident Fund Board [SSH]             | 1,000                  | 1,108,669 14.259                 |
| 10 Jun 2020 - 10 Jun 2020            | DIGI       | Employees Provident Fund Board [SSH]             | 230                    | 1,107,669 14.247                 |
| 16 Jun 2020 - 16 Jun 2020            | DIGISTA    | Mejar (K) Datuk Wira Lee Wah Chong [DIR/CEO]     | 1,002                  | 209,419 26.809                   |
| 16 Jun 2020 - 16 Jun 2020            | DIGISTA    | Mejar (K) Datuk Wira Lee Wah Chong [SSH]         | 1,002                  | 209,419 26.809                   |
| 11 Jun 2020 - 11 Jun 2020            | DKLS       | Ding Pei Chai [DIR/CEO]                          |                        | 10,347 11.161                    |
| 11 Jun 2020 - 11 Jun 2020            | DKLS       | Ding Pei Chai [SSH]                              |                        | 10,347 11.161                    |
| 12 Jun 2020 - 12 Jun 2020            | DLADY      | Employees Provident Fund Board [SSH]             | 28                     | 6,734 10.523                     |
| 11 Jun 2020 - 11 Jun 2020            | DLADY      | Employees Provident Fund Board [SSH]             | 0.1                    | 6,706 10.478                     |
| 10 Jun 2020 - 10 Jun 2020            | DLADY      | Employees Provident Fund Board [SSH]             | 102                    | 6,706 10.478                     |
| 16 Jun 2020 - 16 Jun 2020            | DPHARMA    | Employees Provident Fund Board [SSH]             | 130                    | 64,500 9.425                     |
| 15 Jun 2020 - 15 Jun 2020            | DPHARMA    | Employees Provident Fund Board [SSH]             | 433                    | 64,370 9.406                     |
| 12 Jun 2020 - 12 Jun 2020            | DPHARMA    | Employees Provident Fund Board [SSH]             | 138                    | 63,937 9.342                     |
| 11 Jun 2020 - 11 Jun 2020            | DPHARMA    | Employees Provident Fund Board [SSH]             | 1,128                  | 63,799 9.322                     |
| 10 Jun 2020 - 10 Jun 2020            | DPHARMA    | Employees Provident Fund Board [SSH]             | 237                    | 62,670 9.157                     |
| 15 Jun 2020 - 15 Jun 2020            | DRBHCOC    | Employees Provident Fund (epf) Board [SSH]       | 6,781                  | 182,450 9.438                    |
| 12 Jun 2020 - 12 Jun 2020            | DRBHCOC    | Employees Provident Fund (epf) Board [SSH]       | 2,225                  | 175,750 9.087                    |
| 11 Jun 2020 - 11 Jun 2020            | DRBHCOC    | Employees Provident Fund (epf) Board [SSH]       | 541                    | 173,445 8.972                    |
| 11 Jun 2020 - 11 Jun 2020            | DSOMIC     | Chew Ben Ben [DIR/CEO]                           | -55,000                | 319,741 24.221                   |
| 11 Jun 2020 - 11 Jun 2020            | DSOMIC     | Chew Ben Ben [SSH]                               | -55,000                | 319,741 24.221                   |
| 12 Jun 2020 - 12 Jun 2020            | DUFU       | Wong Ser Yian [SSH]                              | -24                    | 13,792 5.381                     |
| 17 Jun 2020 - 17 Jun 2020            | EATECH     | Lim Chai Beng [SSH]                              | 510                    |                                  |
| 16 Jun 2020 - 16 Jun 2020            | EATECH     | Lim Chai Beng [SSH]                              | 893                    |                                  |
| 15 Jun 2020 - 15 Jun 2020            | EATECH     | Lim Chai Beng [SSH]                              | 350                    |                                  |
| 12 Jun 2020 - 12 Jun 2020            | EATECH     | Lim Chai Beng [SSH]                              | 557                    |                                  |
| 15 Jun 2020 - 15 Jun 2020            | ECONBHD    | Employees Provident Fund Board [SSH]             | 4,332                  | 91,825 6.865                     |
| 12 Jun 2020 - 12 Jun 2020            | ECONBHD    | Employees Provident Fund Board [SSH]             | 1,043                  | 87,493 6.542                     |
| 10 Jun 2020 - 10 Jun 2020            | ECONBHD    | Employees Provident Fund Board [SSH]             | 948                    | 86,451 6.464                     |
| 18 Jun 2020 - 18 Jun 2020            | ENGAH      | Ewe Eng Kah [DIR/CEO]                            | 6                      | 30,900 43.670                    |
| 18 Jun 2020 - 18 Jun 2020            | ENGAH      | Ewe Eng Kah [SSH]                                | 6                      | 30,900 43.670                    |
| 18 Jun 2020 - 18 Jun 2020            | ENGAH      | Neoh Lay Hwa [SSH]                               | 6                      | 30,900 43.670                    |
| 17 Jun 2020 - 17 Jun 2020            | ENGTEX     | Ng Chooi Guan [DIR/CEO]                          | 1,000                  | 17,975 4.106                     |
| 15 Jun 2020 - 15 Jun 2020            | ENGTEX     | Ng Chooi Guan [DIR/CEO]                          | 129                    | 16,975 3.877                     |
| 12 Jun 2020 - 12 Jun 2020            | ENGTEX     | Ng Chooi Guan [DIR/CEO]                          | 410                    | 16,846 3.848                     |
| 17 Jun 2020 - 17 Jun 2020            | ENGTEX     | Ng Hook [DIR/CEO]                                | 2,000                  | 106,559 24.338                   |
| 17 Jun 2020 - 17 Jun 2020            | ENGTEX     | Ng Hook [SSH]                                    | 2,000                  | 106,559 24.338                   |
| 17 Jun 2020 - 17 Jun 2020            | ENGTEX     | Yap Seng Kuan [DIR/CEO]                          | 2,000                  | 106,559 24.338                   |
| 17 Jun 2020 - 17 Jun 2020            | ENGTEX     | Yap Seng Kuan [SSH]                              | 2,000                  | 106,559 24.338                   |
| 15 Jun 2020 - 15 Jun 2020            | F&N        | Employees Provident Fund Board [SSH]             | 21                     | 41,683 11.365                    |
| 12 Jun 2020 - 12 Jun 2020            | F&N        | Employees Provident Fund Board [SSH]             | -5                     | 41,662 11.359                    |
| 11 Jun 2020 - 11 Jun 2020            | F&N        | Employees Provident Fund Board [SSH]             | 8                      | 41,666 11.360                    |
| 10 Jun 2020 - 10 Jun 2020            | F&N        | Employees Provident Fund Board [SSH]             | 24                     | 41,658 11.358                    |
| 18 Jun 2020 - 18 Jun 2020            | FGV        | Kumpulan Wang Persaraan (diperbadankan) [SSH]    | -170                   | 229,787 6.299                    |
| 15 Jun 2020 - 15 Jun 2020            | FGV        | Kumpulan Wang Persaraan (diperbadankan) [SSH]    | -378                   | 229,957 6.303                    |
| 12 Jun 2020 - 12 Jun 2020            | FGV        | Kumpulan Wang Persaraan (diperbadankan) [SSH]    | -150                   | 230,335 6.314                    |
| 17 Jun 2020 - 17 Jun 2020            | FIHB       | Muar Ban Lee Group Berhad [SSH]                  | 248                    | 5,500 5.098                      |
| 15 Jun 2020 - 16 Jun 2020            | FIHB       | Voon Sze Lin [SSH]                               | -750                   | 7,465 6.920                      |
| 18 Jun 2020 - 18 Jun 2020            | FLBHD      | Wong Yoke Nyen [DIR/CEO]                         | -10                    | 220 0.219                        |
| 16 Jun 2020 - 16 Jun 2020            | GAMUDA     | Employees Provident Fund Board (epf Board) [SSH] | -294                   | 354,218 14.090                   |
| 15 Jun 2020 - 15 Jun 2020            | GAMUDA     | Employees Provident Fund Board (epf Board) [SSH] | 2,518                  | 35                               |

Notice Date (15 June - 19 June 2020)

| Effective Change Date     | Stock Name | Buyer/ Seller Name [Classification]                        | Bought / (Sold) ['000] |           | No. of Shares After Trade ['000] |        |
|---------------------------|------------|--|------------------------|-----------|----------------------------------|--------|
|                           |            |  | Total                  | Total     | Total                            | % Held |
| 12 Jun 2020 - 12 Jun 2020 | GENP       | Employees Provident Fund Board [SSH]                       | 2                      | 91,116    | 10,156                           |        |
| 10 Jun 2020 - 10 Jun 2020 | GENP       | Employees Provident Fund Board [SSH]                       | -55                    | 91,114    | 10,155                           |        |
| 12 Jun 2020 - 12 Jun 2020 | GENTING    | Kien Huat Realty Sdn Berhad [SSH]                          | 790                    | 1,655,936 | 43,005                           |        |
| 12 Jun 2020 - 12 Jun 2020 | GENTING    | Lim Keong Hui [DIR/CEO]                                    | 790                    | 1,655,936 | 43,005                           |        |
| 12 Jun 2020 - 12 Jun 2020 | GENTING    | Lim Keong Hui [SSH]  | 790                    | 1,655,936 | 43,005                           |        |
| 12 Jun 2020 - 12 Jun 2020 | GENTING    | Lim Kok Thay [DIR/CEO]                                     | 790                    | 1,724,056 | 44,774                           |        |
| 12 Jun 2020 - 12 Jun 2020 | GENTING    | Lim Kok Thay [SSH]   | 790                    | 1,724,056 | 44,774                           |        |
| 12 Jun 2020 - 12 Jun 2020 | GENTING    | Parkview Management Sdn Bhd [SSH]                          | 790                    | 1,655,936 | 43,005                           |        |
| 09 Jun 2020 - 09 Jun 2020 | GLBHD      | Golden Fertilizer Asia Sdn Bhd [SSH]                       | -54,461                |           |                                  |        |
| 09 Jun 2020 - 09 Jun 2020 | GLBHD      | Itchu Corporation [SSH]                                    | -54,461                |           |                                  |        |
| 09 Jun 2020 - 09 Jun 2020 | GLBHD      | Itchu Malaysia Sdn Bhd [SSH]                               | -54,461                |           |                                  |        |
| 09 Jun 2020 - 09 Jun 2020 | GLBHD      | Itchu Singapore Pte Ltd [SSH]                              | -54,461                |           |                                  |        |
| 17 Jun 2020 - 18 Jun 2020 | GLBHD      | Yap Fei Chien [DIR/CEO]                                    | 35                     | 410       | 0.191                            |        |
| 11 Jun 2020 - 12 Jun 2020 | GREATEC    | Ooi Ching Hock [DIR/CEO]                                   | -150                   | 150       | 0.024                            |        |
| 16 Jun 2020 - 17 Jun 2020 | GREATEC    | Ooi Hooi Kiang [DIR/CEO]                                   | -245                   | 712       | 0.011                            |        |
| 16 Jun 2020 - 17 Jun 2020 | GREATEC    | Wong Siew Hai [DIR/CEO]                                    | -103                   | 444       | 0.071                            |        |
| 16 Jun 2020 - 16 Jun 2020 | GTRONIC    | Employees Provident Fund Board ("epf Board") [SSH]         | 1,496                  | 101,459   |                                  |        |
| 15 Jun 2020 - 15 Jun 2020 | GTRONIC    | Employees Provident Fund Board ("epf Board") [SSH]         | 1,451                  | 99,963    |                                  |        |
| 12 Jun 2020 - 12 Jun 2020 | GTRONIC    | Employees Provident Fund Board ("epf Board") [SSH]         | 2,764                  | 98,513    |                                  |        |
| 11 Jun 2020 - 11 Jun 2020 | GTRONIC    | Employees Provident Fund Board ("epf Board") [SSH]         | 223                    | 95,749    |                                  |        |
| 10 Jun 2020 - 10 Jun 2020 | GTRONIC    | Employees Provident Fund Board ("epf Board") [SSH]         | 1,074                  | 95,526    |                                  |        |
| 18 Jun 2020 - 19 Jun 2020 | GTRONIC    | General Produce Agency Sdn. Berhad [SSH]                   | 8                      | 57,367    |                                  |        |
| 15 Jun 2020 - 17 Jun 2020 | GTRONIC    | General Produce Agency Sdn. Berhad [SSH]                   | 12                     | 57,359    |                                  |        |
| 18 Jun 2020 - 19 Jun 2020 | GTRONIC    | Gooi Mei Hoon [SSH]  | 8                      | 36,112    |                                  |        |
| 15 Jun 2020 - 17 Jun 2020 | GTRONIC    | Gooi Mei Hoon [SSH]  | 12                     | 36,104    |                                  |        |
| 18 Jun 2020 - 19 Jun 2020 | GTRONIC    | Ng Kweng Chong [DIR/CEO]                                   | 8                      | 43,142    | 6.440                            |        |
| 15 Jun 2020 - 17 Jun 2020 | GTRONIC    | Ng Kweng Chong [DIR/CEO]                                   | 12                     | 43,134    | 6.440                            |        |
| 18 Jun 2020 - 19 Jun 2020 | GTRONIC    | Ng Kweng Chong [SSH]                                       | 8                      | 40,247    |                                  |        |
| 15 Jun 2020 - 17 Jun 2020 | GTRONIC    | Ng Kweng Chong [SSH]                                       | 12                     | 40,239    |                                  |        |
| 18 Jun 2020 - 19 Jun 2020 | GTRONIC    | Ng Kweng Chong Holdings Sendirian Berhad [SSH]             | 8                      | 33,268    |                                  |        |
| 15 Jun 2020 - 17 Jun 2020 | GTRONIC    | Ng Kweng Chong Holdings Sendirian Berhad [SSH]             | 12                     | 33,260    |                                  |        |
| 16 Jun 2020 - 17 Jun 2020 | HARTA      | Kuan Kam Hon @ Kwan Kam Onn [DIR/CEO]                      | 1,163                  | 1,675,649 | 49,459                           |        |
| 16 Jun 2020 - 17 Jun 2020 | HARTA      | Kuan Kam Hon @ Kwan Kam Onn [SSH]                          | 1,163                  | 1,675,649 | 49,459                           |        |
| 16 Jun 2020 - 16 Jun 2020 | HLBANK     | Employees Provident Fund Board [SSH]                       | 594                    | 243,027   | 11,647                           |        |
| 15 Jun 2020 - 15 Jun 2020 | HLBANK     | Employees Provident Fund Board [SSH]                       | 682                    | 242,433   | 11,618                           |        |
| 12 Jun 2020 - 12 Jun 2020 | HLBANK     | Employees Provident Fund Board [SSH]                       | 918                    | 241,751   | 11,586                           |        |
| 11 Jun 2020 - 11 Jun 2020 | HLBANK     | Employees Provident Fund Board [SSH]                       | -447                   | 240,833   | 11,542                           |        |
| 10 Jun 2020 - 10 Jun 2020 | HLBANK     | Employees Provident Fund Board [SSH]                       | -715                   | 241,280   | 11,563                           |        |
| 16 Jun 2020 - 16 Jun 2020 | HLT        | Chan Yoke Chun [DIR/CEO]                                   | -6,289                 | 49,982    | 25.105                           |        |
| 12 Jun 2020 - 15 Jun 2020 | HLT        | Chan Yoke Chun [DIR/CEO]                                   | -13,711                | 56,272    | 28,264                           |        |
| 16 Jun 2020 - 16 Jun 2020 | HLT        | Wong Kok Wah [DIR/CEO]                                     | -6,289                 | 49,982    | 25.105                           |        |
| 12 Jun 2020 - 15 Jun 2020 | HLT        | Wong Kok Wah [DIR/CEO]                                     | -13,711                | 56,272    | 28,264                           |        |
| 15 Jun 2020 - 15 Jun 2020 | HSL        | Yu Chee Hoe [DIR/CEO]                                      | 14                     | 342,064   | 62,249                           |        |
| 15 Jun 2020 - 15 Jun 2020 | HSL        | Yu Chee Hoe [SSH]  | 14                     | 20,797    | 62,249                           |        |
| 12 Jun 2020 - 12 Jun 2020 | HSPLANT    | Gek Poh (holdings) Sdn Bhd [SSH]                           | 20,000                 | 490,258   | 61,306                           |        |
| 12 Jun 2020 - 12 Jun 2020 | HSPLANT    | Hap Seng Consolidated Berhad [SSH]                         | 20,000                 | 490,258   | 61,306                           |        |
| 12 Jun 2020 - 12 Jun 2020 | HSPLANT    | Lau Cho Kun @ Lau Yu Chak [SSH]                            | 20,000                 | 490,258   | 61,306                           |        |
| 15 Jun 2020 - 16 Jun 2020 | HWATAI     | Soo Chung Yee [DIR/CEO]                                    | 68                     | 784       | 1.050                            |        |
| 17 Jun 2020 - 17 Jun 2020 | HWGB       | Ho Wah Genting Holding Sdn Bhd [SSH]                       | 2,745                  | 256,106   | 50,270                           |        |
| 17 Jun 2020 - 17 Jun 2020 | HWGB       | Lim Ooi Hong [DIR/CEO]                                     | 2,745                  | 257,481   | 50,270                           |        |
| 12 Jun 2020 - 12 Jun 2020 | HWGB       | Lim Ooi Hong [DIR/CEO]                                     | 625                    | 254,736   | 49,820                           |        |
| 17 Jun 2020 - 17 Jun 2020 | HWGB       | Lim Ooi Hong [SSH]   | 2,745                  | 257,481   | 50,270                           |        |
| 12 Jun 2020 - 12 Jun 2020 | HWGB       | Lim Ooi Hong [SSH]   | 625                    | 254,736   | 49,820                           |        |
| 17 Jun 2020 - 17 Jun 2020 | HWGB       | Lim Wee Kiat [DIR/CEO]                                     | 2,745                  | 257,106   | 50,200                           |        |
| 12 Jun 2020 - 12 Jun 2020 | HWGB       | Lim Wee Kiat [DIR/CEO]                                     | 500                    | 254,361   | 49,750                           |        |
| 17 Jun 2020 - 17 Jun 2020 | HWGB       | Lim Wee Kiat [SSH]   | 2,745                  | 257,106   | 50,200                           |        |
| 12 Jun 2020 - 12 Jun 2020 | HWGB       | Lim Wee Kiat [SSH]   | 500                    | 254,361   | 49,750                           |        |
| 12 Jun 2020 - 12 Jun 2020 | HWGB       | Teo Tew [DIR/CEO]  | 750                    | 1,556     | 0.300                            |        |
| 18 Jun 2020 - 18 Jun 2020 | ICAP       | City Of London Investment Management Company Limited [SSH] | 353                    | 28,621    | 20,444                           |        |
| 17 Jun 2020 - 17 Jun 2020 | ICAP       | City Of London Investment Management Company Limited [SSH] | 337                    | 28,269    | 20,192                           |        |
| 15 Jun 2020 - 15 Jun 2020 | ICONIC     | Tan Cho Chia [DIR/CEO]                                     | 800                    | 29,508    | 9.116                            |        |
| 15 Jun 2020 - 15 Jun 2020 | ICONIC     | Tan Cho Chia [SSH]   | 800                    | 29,508    | 9.116                            |        |
| 15 Jun 2020 - 15 Jun 2020 | ICONIC     | Tan Kean Tet [DIR/CEO]                                     | 800                    | 78,848    | 24,357                           |        |
| 15 Jun 2020 - 15 Jun 2020 | ICONIC     | Tan Kean Tet [SSH]   | 800                    | 78,848    | 24,357                           |        |
| 12 Jun 2020 - 12 Jun 2020 | IDMENS     | Chang Seng Kooi [SSH]                                      | -6,000                 |           |                                  |        |
| 16 Jun 2020 - 16 Jun 2020 | IGBREIT    | Employees Provident Fund Board ("epf Board") [SSH]         | 111                    | 370,857   | 10,432                           |        |
| 15 Jun 2020 - 15 Jun 2020 | IGBREIT    | Employees Provident Fund Board ("epf Board") [SSH]         | 326                    | 370,745   | 10,429                           |        |
| 12 Jun 2020 - 12 Jun 2020 | IGBREIT    | Employees Provident Fund Board ("epf Board") [SSH]         | 911                    | 370,419   | 10,420                           |        |
| 11 Jun 2020 - 11 Jun 2020 | IGBREIT    | Employees Provident Fund Board ("epf Board") [SSH]         | 523                    | 369,508   | 10,394                           |        |
| 10 Jun 2020 - 10 Jun 2020 | IGBREIT    | Employees Provident Fund Board ("epf Board") [SSH]         | 373                    | 368,985   | 10,379                           |        |
| 18 Jun 2020 - 18 Jun 2020 | IGBREIT    | Kumpulan Wang Persaraan (diperbadankan) [SSH]              | 209                    | 255,206   | 7.178                            |        |
| 17 Jun 2020 - 17 Jun 2020 | IGBREIT    | Kumpulan Wang Persaraan (diperbadankan) [SSH]              | 182                    | 254,997   | 7.173                            |        |
| 16 Jun 2020 - 16 Jun 2020 | IGBREIT    | Kumpulan Wang Persaraan (diperbadankan) [SSH]              | 63                     | 254,814   | 7.167                            |        |
| 15 Jun 2020 - 15 Jun 2020 | IGBREIT    | Kumpulan Wang Persaraan (diperbadankan) [SSH]              | 205                    | 254,752   | 7.166                            |        |
| 12 Jun 2020 - 12 Jun 2020 | IGBREIT    | Kumpulan Wang Persaraan (diperbadankan) [SSH]              | 300                    | 254,547   | 7.160                            |        |
| 16 Jun 2020 - 16 Jun 2020 | IHH        | Employees Provident Fund Board [SSH]                       | 113                    | 749,059   | 8,534                            |        |
| 15 Jun 2020 - 15 Jun 2020 | IHH        | Employees Provident Fund Board [SSH]                       | 850                    | 748,946   | 8,533                            |        |
| 12 Jun 2020 - 12 Jun 2020 | IHH        | Employees Provident Fund Board [SSH]                       | 1,167                  | 748,096   | 8,525                            |        |
| 11 Jun 2020 - 11 Jun 2020 | IHH        | Employees Provident Fund Board [SSH]                       | 3,182                  | 746,929   | 8,511                            |        |
| 10 Jun 2020 - 10 Jun 2020 | IHH        | Employees Provident Fund Board [SSH]                       | 2,044                  | 743,747   | 8,475                            |        |
| 15 Jun 2020 - 15 Jun 2020 | IHH        | Mehmet Ali Aydinlar [DIR/CEO]                              | 464                    | 519,686   | 5,921                            |        |
| 15 Jun 2020 - 15 Jun 2020 | IHH        | Mehmet Ali Aydinlar [SSH]                                  | 464                    | 519,686   | 5,921                            |        |
| 15 Jun 2020 - 15 Jun 2020 | IJM        | Employees Provident Fund Board [SSH]                       | 2,159                  | 581,903   | 16,033                           |        |
| 12 Jun 2020 - 12 Jun 2020 | IJM        | Employees Provident Fund Board [SSH]                       | 1,000                  | 579,744   | 15,973                           |        |
| 11 Jun 2020 - 11 Jun 2020 | IJM        | Employees Provident Fund Board [SSH]                       | 152                    | 578,744   | 15,946                           |        |
| 16 Jun 2020 - 16 Jun 2020 | IJM        | Kumpulan Wang Persaraan (diperbadankan) [SSH]              | -63                    | 321,051   | 8,846                            |        |
| 15 Jun 2020 - 15 Jun 2020 | IJM        | Kumpulan Wang Persaraan (diperbadankan) [SSH]              | -1,407                 | 321,114   | 8,847                            |        |
| 12 Jun 2020 - 12 Jun 2020 | IJMLNT     | Employees Provident Fund Board [SSH]                       | 176                    | 118,846   | 13,496                           |        |
| 11 Jun 2020 - 11 Jun 2020 | IJMLNT     | Employees Provident Fund Board [SSH]                       | 444                    | 118,670   | 13,476                           |        |
| 15 Jun 2020 - 15 Jun 2020 | IMASPRO    | Tong Chin Hen [DIR/CEO]                                    | 300                    | 38,147    | 47,684                           |        |
| 15 Jun 2020 - 15 Jun 2020 | IMASPRO    | Tong Chin Hen [SSH]  | 300                    | 38,147    | 47,684                           |        |
| 15 Jun 2020 - 15 Jun 2020 | IMPANIA    | Cimb Commerce Trustee Berhad [SSH]                         | 61,000                 | 61,000    | 7,299                            |        |
| 16 Jun 2020 - 16 Jun 2020 | INARI      | Employees Provident Fund Board [SSH]                       | 1,500                  | 340,553   | 10,480                           |        |
| 15 Jun 2020 - 15 Jun 2020 | INARI      | Employees Provident Fund Board [SSH]                       | -700                   | 339,053   | 10,434                           |        |
| 12 Jun 2020 - 12 Jun 2020 | INARI      | Employees Provident Fund Board [SSH]                       | -1,187                 | 339,753   | 10,456                           |        |
| 11 Jun 2020 - 11 Jun 2020 | INARI      | Employees Provident Fund Board [SSH]                       | 764                    | 340,940   | 10,492                           |        |
| 10 Jun 2020 - 10 Jun 2020 | INARI      | Employees Provident Fund Board [SSH]                       | 881                    | 340,176   | 10,469                           |        |
| 11 Jun 2020 - 11 Jun 2020 | INARI      | Insas Berhad [SSH]   | -1,000                 | 610,354   | 18,783                           |        |
| 10 Jun 2020 - 10 Jun 2020 | INARI      | Insas Berhad [SSH]   | -4,000                 | 611,354   | 18,814                           |        |
| 11 Jun 2020 - 11 Jun 2020 | INARI      | Insas Technology Berhad [SSH]                              | -1,000                 | 495,786   | 15,258                           |        |
| 10 Jun 2020 - 10 Jun 2020 | INARI      | Insas Technology Berhad [SSH]                              | -4,000                 | 496,786   | 15,289                           |        |
| 18 Jun 2020 - 18 Jun 2020 | INARI      | Kumpulan Wang Persaraan (diperbadankan) [SSH]              | -400                   | 474,949   | 14,616                           |        |
| 16 Jun 2020 - 16 Jun 2020 | INARI      | Kumpulan Wang Persaraan (diperbadankan) [SSH]              | -200                   | 475,349   | 14,629                           |        |
| 15 Jun 2020 - 15 Jun 2020 | INARI      | Kumpulan Wang Persaraan (diperbadankan) [SSH]              | -150                   | 475,549   | 14,635                           |        |
| 12 Jun 2020 - 12 Jun 2020 | INARI      | Kumpulan Wang Persaraan (diperbadankan) [SSH]              | 80                     | 475,699   | 14,639                           |        |
| 11 Jun 2020 - 12 Jun 2020 | INARI      | Thong Kok Khee [DIR/CEO]                                   | -1,400                 | 616,966   | 18,987                           |        |
| 10 Jun 2020 - 10 Jun 2020 | INARI      | Thong Kok Khee [DIR/CEO]                                   | -4,000                 | 618,366   | 19,030                           |        |
| 11 Jun 2020 - 12 Jun 2020 | INARI      | Thong Kok Khee [SSH]                                       | -1,400                 | 616,966   | 18,987                           |        |
| 10 Jun 2020 - 10 Jun 2020 | INARI      | Thong Kok Khee [SSH]                                       | -4,000                 | 618,366   | 19,030                           |        |
| 16 Jun 2020 - 16 Jun 2020 | IOICORP    | Employees Provident Fund Board [SSH]                       | -33                    | 796,473   | 12,709                           |        |
| 15 Jun 2020 - 15 Jun 2020 | IOICORP    | Employees Provident Fund Board [SSH]                       | 825                    | 796,507   | 12,710                           |        |
| 12 Jun 2020 - 12 Jun 2020 | IOICORP    | Employees Provident Fund Board [SSH]                       | 546                    | 795,681   | 12,697                           |        |
| 11 Jun 2020 - 11 Jun 2020 | IOICORP    | Employees Provident Fund Board [SSH]                       | 953                    | 795,135   | 12,688                           |        |
| 10 Jun 2020 - 10 Jun 2020 | IOICORP    | Employees Provident Fund Board [SSH]                       | 603                    | 794,182   | 12,673                           |        |
| 16 Jun 2020 - 16 Jun 2020 | IOIPG      | Employees Provident Fund Board [SSH]                       | -160                   | 472,820   | 8,587                            |        |
| 15 Jun 2020 - 15 Jun 2020 | IOIPG      | Employees Provident Fund Board [SSH]                       | 24                     | 472,980   | 8,590                            |        |
| 12 Jun 2020 - 12 Jun 2020 | IOIPG      | Employees Provident Fund Board [SSH]                       | 868                    | 472,956   | 8,590                            |        |
| 11 Jun 2020 - 11 Jun 2020 | IOIPG      | Employees Provident Fund Board [SSH]                       | 31                     | 472,088   | 8,574                            |        |
| 10 Jun 2020 - 10 Jun 2020 | IOIPG      | Employees Provident Fund Board [SSH]                       | -179                   | 472,057   | 8,573                            |        |
| 15 Jun 2020 - 15 Jun 2020 | IPMUDA     | Sim Choo Thiam [DIR/CEO]                                   | -502                   | 6,000     | 8,280                            |        |
| 15 Jun 2020 - 15 Jun 2020 | IPMUDA     | Sim Choo Thiam [SSH]                                       | -502                   | 6,000     | 8,280                            |        |
| 16 Jun 2020 - 16 Jun 2020 | JAG        | Ng Aik Kee [SSH]   | 5,000                  | 276,915   | 15,476                           |        |
| 12 Jun 2020 - 12 Jun 2020 | JAG        | Ng Aik Kee [SSH]   | 5,000                  | 271,415   | 15,169                           |        |

Notice Date (15 June - 19 June 2020)

| Effective Change Date     | Stock Name | Buyer/ Seller Name [Classification]           | Bought / (Sold) ['000] |         | No. of Shares After Trade ['000] |        |
|---------------------------|------------|---|------------------------|---------|----------------------------------|--------|
|                           |            |   | Total                  | Total   | Total                            | % Held |
| 15 Jun 2020 - 15 Jun 2020 | JCY        | Tan Shih Leng [DIR/CEO]                       | 1,500                  | 1,500   | 0.072                            |        |
| 19 Jun 2020 - 19 Jun 2020 | JKANKUN    | Lim Siang Hai [DIR/CEO]                       | 3,000                  | 5,750   | 7.607                            |        |
| 15 Jun 2020 - 15 Jun 2020 | KAREX      | Goh Yin [SSH]                                 | 246                    | 76,407  | 7.623                            |        |
| 15 Jun 2020 - 15 Jun 2020 | KARYON     | Pueng Chin Thong @ Fang Chin Tong [SSH]       | -1,000                 | 28,442  | 5.980                            |        |
| 15 Jun 2020 - 15 Jun 2020 | KARYON     | Yeoh Eng How [DIR/CEO]                        | -500                   | 29,495  | 6.200                            |        |
| 15 Jun 2020 - 15 Jun 2020 | KARYON     | Yeoh Eng How [SSH]                            | -500                   | 29,495  | 6.200                            |        |
| 16 Jun 2020 - 16 Jun 2020 | KAWAN      | Gan Thiam Hai [DIR/CEO]                       | 100                    | 97,329  | 27.072                           |        |
| 16 Jun 2020 - 16 Jun 2020 | KAWAN      | Gan Thiam Hai [SSH]                           | 100                    | 97,329  | 27.072                           |        |
| 15 Jun 2020 - 15 Jun 2020 | KERJAYA    | Employees Provident Fund Board [SSH]          | 200                    | 69,926  | 5.696                            |        |
| 16 Jun 2020 - 16 Jun 2020 | KESM       | Kumpulan Wang Persaraan (diperbadankan) [SSH] | -1                     | 2,833   | 6.587                            |        |
| 12 Jun 2020 - 12 Jun 2020 | KEYASIC    | Ng Geok Lui [SSH]                             | -30,000                |         |                                  |        |
| 15 Jun 2020 - 15 Jun 2020 | KHIND      | Cheng Ping Keat [DIR/CEO]                     | 8                      | 22,078  | 55.113                           |        |
| 15 Jun 2020 - 15 Jun 2020 | KHIND      | Cheng Ping Keat [SSH]                         | 8                      | 19,912  | 49.708                           |        |
| 16 Jun 2020 - 17 Jun 2020 | KIPREIT    | Chew Lak Seong [DIR/CEO]                      | -17,195                | 117,171 | 23.189                           |        |
| 16 Jun 2020 - 17 Jun 2020 | KIPREIT    | Chew Lak Seong [SSH]                          | -17,195                | 119,171 | 23.189                           |        |
| 16 Jun 2020 - 16 Jun 2020 | KIPREIT    | Landasan Primamaju Sdn Bhd [SSH]              | -32,390                |         |                                  |        |
| 16 Jun 2020 - 17 Jun 2020 | KIPREIT    | Ong Kook Liong [DIR/CEO]                      | -17,195                | 113,421 | 22.447                           |        |
| 16 Jun 2020 - 17 Jun 2020 | KIPREIT    | Ong Kook Liong [SSH]                          | -17,195                | 113,421 | 22.447                           |        |
| 16 Jun 2020 - 16 Jun 2020 | KLCC       | Employees Provident Fund Board [SSH]          | -100                   | 112,432 | 6.228                            |        |
| 16 Jun 2020 - 16 Jun 2020 | KLCC       | Employees Provident Fund Board [SSH]          | -100                   | 112,432 | 6.228                            |        |
| 15 Jun 2020 - 15 Jun 2020 | KLCC       | Employees Provident Fund Board [SSH]          | -24                    | 112,532 | 6.233                            |        |
| 15 Jun                    |            |   |                        |         |                                  |        |

Notice Date (15 June - 19 June 2020)

| Effective Change Date     | Stock Name | Buyer/ Seller Name [Classification]                    | Bought / (Sold) ['000] | No. of Shares After Trade ('000) |        |
|---------------------------|------------|--|------------------------|----------------------------------|--------|
|                           |            |  | Total                  | Total                            | % Held |
| 17 Jun 2020 - 17 Jun 2020 | MPI        | Hong Leong Company (malaysia) Berhad [SSH]             | 47                     | 108,012                          |        |
| 16 Jun 2020 - 16 Jun 2020 | MPI        | Hong Leong Company (malaysia) Berhad [SSH]             | 107                    | 107,965                          |        |
| 17 Jun 2020 - 17 Jun 2020 | MPI        | Hong Leong Investment Holdings Pte. Ltd. [SSH]         | 47                     | 108,720                          |        |
| 16 Jun 2020 - 16 Jun 2020 | MPI        | Hong Leong Investment Holdings Pte. Ltd. [SSH]         | 57                     | 108,673                          |        |
| 17 Jun 2020 - 17 Jun 2020 | MPI        | Hong Leong Manufacturing Group Sdn Bhd [SSH]           | 47                     | 107,117                          |        |
| 16 Jun 2020 - 16 Jun 2020 | MPI        | Hong Leong Manufacturing Group Sdn Bhd [SSH]           | 107                    | 107,070                          |        |
| 17 Jun 2020 - 17 Jun 2020 | MPI        | Hong Realty (private) Limited [SSH]                    | 47                     | 108,720                          |        |
| 16 Jun 2020 - 16 Jun 2020 | MPI        | Hong Realty (private) Limited [SSH]                    | 57                     | 108,673                          |        |
| 17 Jun 2020 - 17 Jun 2020 | MPI        | Kwek Holdings Pte Ltd [SSH]                            | 47                     | 108,720                          |        |
| 16 Jun 2020 - 16 Jun 2020 | MPI        | Kwek Holdings Pte Ltd [SSH]                            | 57                     | 108,673                          |        |
| 17 Jun 2020 - 17 Jun 2020 | MPI        | Kwek Leng Beng [SSH]                                   | 47                     | 108,720                          |        |
| 16 Jun 2020 - 16 Jun 2020 | MPI        | Kwek Leng Beng [SSH]                                   | 57                     | 108,673                          |        |
| 17 Jun 2020 - 17 Jun 2020 | MPI        | Kwek Leng Kee [SSH]                                    | 47                     | 108,720                          |        |
| 16 Jun 2020 - 16 Jun 2020 | MPI        | Kwek Leng Kee [SSH]                                    | 57                     | 108,673                          |        |
| 17 Jun 2020 - 17 Jun 2020 | MPI        | Quek Leng Chan [SSH]                                   | 47                     | 109,008                          |        |
| 16 Jun 2020 - 16 Jun 2020 | MPI        | Quek Leng Chan [SSH]                                   | 107                    | 108,961                          |        |
| 15 Jun 2020 - 15 Jun 2020 | MTRONIC    | Cita Realiti Sdn Bhd [SSH]                             | 28,005                 | 166,091                          | 13.332 |
| 10 Jun 2020 - 10 Jun 2020 | MUDAJAYA   | Urusharta Jamaah Sdn Bhd [SSH]                         | -1,212                 | 40,000                           | 6.780  |
| 09 Jun 2020 - 09 Jun 2020 | MUDAJAYA   | Urusharta Jamaah Sdn Bhd [SSH]                         | -200                   | 41,212                           | 6.990  |
| 16 Jun 2020 - 16 Jun 2020 | MUH        | Ang Kim Cheng @ Ang Teng Kok [DIR/CEO]                 | 22                     | 17,524                           | 31.060 |
| 16 Jun 2020 - 16 Jun 2020 | MUH        | Ang Kim Cheng @ Ang Teng Kok [SSH]                     | 22                     | 17,524                           | 31.060 |
| 16 Jun 2020 - 16 Jun 2020 | MUH        | Cheong Chiew Yoon [SSH]                                | 22                     | 17,499                           | 31.015 |
| 16 Jun 2020 - 16 Jun 2020 | MYEG       | Employees Provident Fund Board [SSH]                   | 2,344                  | 222,746                          | 6.449  |
| 15 Jun 2020 - 15 Jun 2020 | MYEG       | Employees Provident Fund Board [SSH]                   | 9,584                  | 220,502                          | 6.384  |
| 12 Jun 2020 - 12 Jun 2020 | MYEG       | Employees Provident Fund Board [SSH]                   | 7,665                  | 210,918                          | 6.106  |
| 11 Jun 2020 - 11 Jun 2020 | MYEG       | Employees Provident Fund Board [SSH]                   | 13,784                 | 203,254                          | 5.884  |
| 10 Jun 2020 - 10 Jun 2020 | MYEG       | Employees Provident Fund Board [SSH]                   | 10,714                 | 189,470                          | 5.485  |
| 18 Jun 2020 - 18 Jun 2020 | MYEG       | Kumpulan Wang Persaraan (diperbadankan) [SSH]          | -640                   | 199,201                          | 5.767  |
| 17 Jun 2020 - 17 Jun 2020 | MYEG       | Kumpulan Wang Persaraan (diperbadankan) [SSH]          | 1,934                  | 199,841                          | 5.785  |
| 16 Jun 2020 - 16 Jun 2020 | MYEG       | Kumpulan Wang Persaraan (diperbadankan) [SSH]          | 3,141                  | 197,907                          | 5.729  |
| 18 Jun 2020 - 18 Jun 2020 | MYSM       | Lim Peng Tong [DIR/CEO]                                | -190                   | 40,978                           | 12.863 |
| 17 Jun 2020 - 17 Jun 2020 | MYSM       | Lim Peng Tong [DIR/CEO]                                | -219                   | 41,168                           | 12.922 |
| 16 Jun 2020 - 16 Jun 2020 | MYSM       | Lim Peng Tong [DIR/CEO]                                | -103                   | 41,387                           | 12.991 |
| 15 Jun 2020 - 15 Jun 2020 | MYSM       | Lim Peng Tong [DIR/CEO]                                | -2,372                 | 41,490                           | 13.023 |
| 18 Jun 2020 - 18 Jun 2020 | MYSM       | Lim Peng Tong [SSH]                                    | -190                   | 40,978                           | 12.863 |
| 17 Jun 2020 - 17 Jun 2020 | MYSM       | Lim Peng Tong [SSH]                                    | -219                   | 41,168                           | 12.922 |
| 16 Jun 2020 - 16 Jun 2020 | MYSM       | Lim Peng Tong [SSH]                                    | -103                   | 41,387                           | 12.991 |
| 15 Jun 2020 - 15 Jun 2020 | MYSM       | Lim Peng Tong [SSH]                                    | -2,372                 | 41,490                           | 13.023 |
| 18 Jun 2020 - 18 Jun 2020 | MYSM       | Radiance Dynasty Sdn. Bhd. [SSH]                       | -190                   | 40,978                           | 12.863 |
| 17 Jun 2020 - 17 Jun 2020 | MYSM       | Radiance Dynasty Sdn. Bhd. [SSH]                       | -219                   | 41,168                           | 12.922 |
| 16 Jun 2020 - 16 Jun 2020 | MYSM       | Radiance Dynasty Sdn. Bhd. [SSH]                       | -103                   | 41,387                           | 12.991 |
| 15 Jun 2020 - 15 Jun 2020 | MYSM       | Radiance Dynasty Sdn. Bhd. [SSH]                       | -2,372                 | 41,490                           | 13.023 |
| 17 Jun 2020 - 18 Jun 2020 | N2N        | Sbi Holdings Inc [SSH]                                 | -319                   | 96,088                           | 17.214 |
| 15 Jun 2020 - 16 Jun 2020 | N2N        | Sbi Holdings Inc [SSH]                                 | -916                   | 96,407                           | 17.271 |
| 12 Jun 2020 - 12 Jun 2020 | N2N        | Sbi Holdings Inc [SSH]                                 | -338                   | 97,323                           | 17.435 |
| 16 Jun 2020 - 16 Jun 2020 | NESTLE     | Employees Provident Fund Board [SSH]                   | -19                    | 18,951                           | 8.082  |
| 15 Jun 2020 - 15 Jun 2020 | NESTLE     | Employees Provident Fund Board [SSH]                   | 92                     | 18,970                           | 8.090  |
| 12 Jun 2020 - 12 Jun 2020 | NESTLE     | Employees Provident Fund Board [SSH]                   | 28                     | 18,879                           | 8.051  |
| 11 Jun 2020 - 11 Jun 2020 | NESTLE     | Employees Provident Fund Board [SSH]                   | 24                     | 18,851                           | 8.039  |
| 10 Jun 2020 - 10 Jun 2020 | NESTLE     | Employees Provident Fund Board [SSH]                   | 11                     | 18,827                           | 8.029  |
| 16 Jun 2020 - 16 Jun 2020 | NGBB       | Ling Siew Luan [SSH]                                   | 26                     | 38,862                           | 7.309  |
| 16 Jun 2020 - 16 Jun 2020 | NPC        | Loo Pang Kee [DIR/CEO]                                 | 0.3                    | 51,456                           | 44.031 |
| 15 Jun 2020 - 15 Jun 2020 | NPC        | Loo Pang Kee [DIR/CEO]                                 | 0.7                    | 51,456                           | 44.031 |
| 16 Jun 2020 - 16 Jun 2020 | NPC        | Loo Pang Kee [SSH]                                     | 0.3                    | 51,456                           | 44.031 |
| 15 Jun 2020 - 15 Jun 2020 | NPC        | Loo Pang Kee [SSH]                                     | 0.7                    | 51,456                           | 44.031 |
| 15 Jun 2020 - 15 Jun 2020 | OCK        | Employees Provident Fund Board [SSH]                   | 410                    | 63,399                           | 6.614  |
| 15 Jun 2020 - 15 Jun 2020 | OCNCASH    | Chen Lee Chew [SSH]                                    | -100                   | 141,783                          | 57.799 |
| 15 Jun 2020 - 15 Jun 2020 | OCNCASH    | Tan Siew Chin [DIR/CEO]                                | -100                   | 141,783                          | 57.799 |
| 15 Jun 2020 - 15 Jun 2020 | OCNCASH    | Tan Siew Chin [SSH]                                    | -100                   | 141,783                          | 57.799 |
| 12 Jun 2020 - 12 Jun 2020 | OCR        | Kumpulan Wang Persaraan (diperbadankan) [SSH]          | 220                    | 19,138                           | 5.543  |
| 18 Jun 2020 - 18 Jun 2020 | OMESTI     | Monteiro Gerard Clair [DIR/CEO]                        | 204                    | 95,619                           | 18.013 |
| 16 Jun 2020 - 16 Jun 2020 | OMESTI     | Monteiro Gerard Clair [DIR/CEO]                        | 100                    | 95,415                           | 17.975 |
| 15 Jun 2020 - 15 Jun 2020 | OMESTI     | Monteiro Gerard Clair [DIR/CEO]                        | 200                    | 95,315                           | 17.956 |
| 18 Jun 2020 - 18 Jun 2020 | OMESTI     | Monteiro Gerard Clair [SSH]                            | 204                    | 95,619                           | 18.013 |
| 16 Jun 2020 - 16 Jun 2020 | OMESTI     | Monteiro Gerard Clair [SSH]                            | 100                    | 95,415                           | 17.975 |
| 15 Jun 2020 - 15 Jun 2020 | OMESTI     | Monteiro Gerard Clair [SSH]                            | 200                    | 95,315                           | 17.956 |
| 15 Jun 2020 - 15 Jun 2020 | OPENSYS    | Alaka Holdings Ltd [SSH]                               | 1,450                  | 19,000                           | 6.378  |
| 12 Jun 2020 - 12 Jun 2020 | OPENSYS    | Alaka Holdings Ltd [SSH]                               | 4,750                  | 17,550                           | 5.891  |
| 15 Jun 2020 - 15 Jun 2020 | OPENSYS    | Brahmal Vasudevan [SSH]                                | 1,450                  | 21,000                           | 7.049  |
| 12 Jun 2020 - 12 Jun 2020 | OPENSYS    | Brahmal Vasudevan [SSH]                                | 4,750                  | 19,500                           | 6.562  |
| 12 Jun 2020 - 15 Jun 2020 | OSK        | Ong Ju Xing [DIR/CEO]                                  | 200                    | 23,626                           | 1.140  |
| 15 Jun 2020 - 15 Jun 2020 | OSK        | Ong Ju Yan [DIR/CEO]                                   | 200                    | 27,405                           | 1.324  |
| 15 Jun 2020 - 15 Jun 2020 | PADINI     | Employees Provident Fund Board [SSH]                   | 65                     | 35,709                           | 5.428  |
| 12 Jun 2020 - 12 Jun 2020 | PADINI     | Employees Provident Fund Board [SSH]                   | 126                    | 35,644                           | 5.418  |
| 11 Jun 2020 - 11 Jun 2020 | PADINI     | Employees Provident Fund Board [SSH]                   | 122                    | 35,519                           | 5.399  |
| 10 Jun 2020 - 10 Jun 2020 | PADINI     | Employees Provident Fund Board [SSH]                   | 241                    | 35,396                           | 5.380  |
| 15 Jun 2020 - 15 Jun 2020 | PADINI     | Kumpulan Wang Persaraan (diperbadankan) [SSH]          | 14                     | 57,067                           | 8.674  |
| 12 Jun 2020 - 12 Jun 2020 | PADINI     | Kumpulan Wang Persaraan (diperbadankan) [SSH]          | 27                     | 57,053                           | 8.672  |
| 04 Jun 2020 - 04 Jun 2020 | PANAMY     | Employees Provident Fund Board [SSH]                   | -4                     | 8,847                            | 14.563 |
| 03 Jun 2020 - 03 Jun 2020 | PANAMY     | Employees Provident Fund Board [SSH]                   | -5                     | 8,851                            | 14.571 |
| 21 May 2020 - 21 May 2020 | PANAMY     | Employees Provident Fund Board [SSH]                   | 2                      | 8,869                            | 14.600 |
| 20 May 2020 - 20 May 2020 | PANAMY     | Employees Provident Fund Board [SSH]                   | 3                      | 8,867                            | 14.597 |
| 14 May 2020 - 14 May 2020 | PANAMY     | Employees Provident Fund Board [SSH]                   | 0.3                    | 8,863                            | 14.591 |
| 13 May 2020 - 13 May 2020 | PANAMY     | Employees Provident Fund Board [SSH]                   | 9                      | 8,863                            | 14.591 |
| 12 May 2020 - 12 May 2020 | PANAMY     | Employees Provident Fund Board [SSH]                   | 14                     | 8,854                            | 14.576 |
| 12 Jun 2020 - 12 Jun 2020 | PAVREIT    | Employees Provident Fund Board [SSH]                   | -131                   | 289,072                          | 9.499  |
| 11 Jun 2020 - 11 Jun 2020 | PAVREIT    | Employees Provident Fund Board [SSH]                   | 230                    | 289,203                          | 9.503  |
| 10 Jun 2020 - 10 Jun 2020 | PAVREIT    | Employees Provident Fund Board [SSH]                   | 43                     | 288,973                          | 9.495  |
| 16 Jun 2020 - 16 Jun 2020 | PBBANK     | Employees Provident Fund Board [SSH]                   | 560                    | 624,530                          | 16.100 |
| 15 Jun 2020 - 15 Jun 2020 | PBBANK     | Employees Provident Fund Board [SSH]                   | 1,500                  | 623,970                          | 16.100 |
| 12 Jun 2020 - 12 Jun 2020 | PBBANK     | Employees Provident Fund Board [SSH]                   | 1,894                  | 622,470                          | 16.000 |
| 11 Jun 2020 - 11 Jun 2020 | PBBANK     | Employees Provident Fund Board [SSH]                   | 1,236                  | 620,576                          | 16.000 |
| 10 Jun 2020 - 10 Jun 2020 | PBBANK     | Employees Provident Fund Board [SSH]                   | 251                    | 619,340                          | 16.000 |
| 16 Jun 2020 - 16 Jun 2020 | PICHEM     | Employees Provident Fund Board ("epf Board") [SSH]     | -500                   | 709,362                          | 8.867  |
| 11 Jun 2020 - 11 Jun 2020 | PICHEM     | Employees Provident Fund Board ("epf Board") [SSH]     | -244                   | 709,862                          | 8.873  |
| 10 Jun 2020 - 10 Jun 2020 | PICHEM     | Employees Provident Fund Board ("epf Board") [SSH]     | 74                     | 710,106                          | 8.876  |
| 15 Jun 2020 - 15 Jun 2020 | PELIKAN    | Loo Hooi Keat [DIR/CEO]                                | 30                     | 98,405                           | 16.314 |
| 15 Jun 2020 - 15 Jun 2020 | PELIKAN    | Loo Hooi Keat [SSH]                                    | 30                     | 98,266                           | 16.291 |
| 12 Jun 2020 - 12 Jun 2020 | PENSONI    | Chew Weng Khak @ Chew Weng Kiak [DIR/CEO]              | 500                    | 41,843                           | 32.269 |
| 12 Jun 2020 - 12 Jun 2020 | PENSONI    | Chew Weng Khak @ Chew Weng Kiak [SSH]                  | 500                    | 37,843                           | 29.184 |
| 12 Jun 2020 - 12 Jun 2020 | PENSONI    | Chew Weng Khak Realty Sdn Bhd [SSH]                    | 500                    | 25,825                           | 19.916 |
| 16 Jun 2020 - 16 Jun 2020 | PENTA      | Kumpulan Wang Persaraan (diperbadankan) [SSH]          | 346                    | 26,650                           | 5.612  |
| 12 Jun 2020 - 12 Jun 2020 | PENTA      | Kumpulan Wang Persaraan (diperbadankan) [SSH]          | 357                    | 26,303                           | 5.539  |
| 16 Jun 2020 - 16 Jun 2020 | PETGAS     | Employees Provident Fund Board ("epf Board") [SSH]     | 1,247                  | 257,210                          | 12.999 |
| 15 Jun 2020 - 15 Jun 2020 | PETGAS     | Employees Provident Fund Board ("epf Board") [SSH]     | 1,084                  | 255,963                          | 12.936 |
| 12 Jun 2020 - 12 Jun 2020 | PETGAS     | Employees Provident Fund Board ("epf Board") [SSH]     | 854                    | 254,878                          | 12.881 |
| 11 Jun 2020 - 11 Jun 2020 | PETGAS     | Employees Provident Fund Board ("epf Board") [SSH]     | 1,000                  | 254,024                          | 12.838 |
| 10 Jun 2020 - 10 Jun 2020 | PETGAS     | Employees Provident Fund Board ("epf Board") [SSH]     | 76                     | 253,024                          | 12.787 |
| 18 Jun 2020 - 18 Jun 2020 | PETGAS     | Kumpulan Wang Persaraan (diperbadankan) ["kwap"] [SSH] | 257                    | 207,887                          | 10.506 |
| 16 Jun 2020 - 16 Jun 2020 | PETGAS     | Kumpulan Wang Persaraan (diperbadankan) ["kwap"] [SSH] | 9                      | 207,630                          | 10.493 |
| 12 Jun 2020 - 12 Jun 2020 | PETGAS     | Kumpulan Wang Persaraan (diperbadankan) ["kwap"] [SSH] | 168                    | 207,622                          | 10.493 |
| 18 Jun 2020 - 18 Jun 2020 | PLB        | Ong Choo Hoon [DIR/CEO]                                | 1,880                  | 73,609                           | 65.490 |
| 18 Jun 2020 - 18 Jun 2020 | PLB        | Ong Choo Hoon [SSH]                                    | 1,880                  | 73,609                           | 65.490 |
| 16 Jun 2020 - 16 Jun 2020 | PMETAL     | Employees Provident Fund Board [SSH]                   | 2,270                  | 216,503                          | 5.361  |
| 15 Jun 2020 - 15 Jun 2020 | PMETAL     | Employees Provident Fund Board [SSH]                   | 1,720                  | 214,232                          | 5.305  |
| 12 Jun 2020 - 12 Jun 2020 | PMETAL     | Employees Provident Fund Board [SSH]                   | -64                    | 212,512                          | 5.263  |
| 11 Jun 2020 - 11 Jun 2020 | PMETAL     | Employees Provident Fund Board [SSH]                   | -1,076                 | 212,576                          | 5.264  |
| 10 Jun 2020 - 10 Jun 2020 | PMETAL     | Employees Provident Fund Board [SSH]                   | -1,680                 | 213,652                          | 5.291  |
| 11 Jun 2020 - 11 Jun 2020 | POHKONG    | Cheong Teck Chong [DIR/CEO]                            | -50                    | 241,310                          | 58.810 |
| 11 Jun 2020 - 11 Jun 2020 | POHKONG    | Cheong Teck Chong [SSH]                                | -50                    | 241,310                          | 58.810 |
| 15 Jun 2020 - 15 Jun 2020 | POHUAT     | Tay Kim Huat [DIR/CEO]                                 | 28                     | 65,631                           | 28.402 |
| 15 Jun 2020 - 15 Jun 2020 | POHUAT     | Tay Kim Huat [DIR/CEO]                                 | 28                     | 72,631                           | 28.402 |
| 15 Jun 2020 - 15 Jun 2020 | POHUAT     | Tay Kim Huat [SSH]                                     | 28                     | 65,631                           | 28.402 |
| 15 Jun 2020 - 15 Jun 2020 | POHUAT     | Tay Kim Huat [SSH]                                     | 28                     | 72,631                           | 28.402 |

Notice Date (15 June - 19 June 2020)

| Effective Change Date     | Stock Name | Buyer/ Seller Name [Classification]           | Bought / (Sold) ['000] | No. of Shares After Trade ('000) |        |
|---------------------------|------------|---|------------------------|----------------------------------|--------|
|                           |            |   | Total                  | Total                            | % Held |
| 17 Jun 2020 - 17 Jun 2020 | POHUAT     | Toh Kim Chong [DIR/CEO]                       | 13                     | 8,486                            | 3.672  |
| 16 Jun 2020 - 16 Jun 2020 | POHUAT     | Toh Kim Chong [DIR/CEO]                       | 30                     | 8,473                            | 3.667  |
| 15 Jun 2020 - 15 Jun 2020 | POHUAT     | Toh Kim Chong [DIR/CEO]                       | 30                     | 8,443                            | 3.653  |
| 18 Jun 2020 - 18 Jun 2020 | POS        | Kumpulan Wang Persaraan (diperbadankan) [SSH] | -100                   | 56,266                           | 7.188  |
| 17 Jun 2020 - 17 Jun 2020 | POS        | Kumpulan Wang Persaraan (diperbadankan) [SSH] | -1,000                 | 56,366                           | 7.201  |
| 16 Jun 2020 - 16 Jun 2020 | POS        | Kumpulan Wang Persaraan (diperbadankan) [SSH] | -1,700                 | 57,366                           | 7.329  |
| 15 Jun 2020 - 15 Jun 2020 | POS        | Kumpulan Wang Persaraan (diperbadankan) [SSH] | -1,000                 | 59,065                           | 7.546  |
| 16 Jun 2020 - 16 Jun 2020 | PPB        | Employees Provident Fund Board [SSH]          | 8                      | 187,439                          | 13.176 |
| 15 Jun 2020 - 15 Jun 2020 | PPB        | Employees Provident Fund Board [SSH]          | 514                    | 187,341                          | 13.175 |
| 12 Jun 2020 - 12 Jun 2020 | PPB        | Employees Provident Fund Board [SSH]          | -36                    | 186,917                          | 13.139 |
| 11 Jun 2020 - 11 Jun 2020 | PPB        | Employees Provident Fund Board [SSH]          | 169                    | 186,954                          | 13.142 |
| 10 Jun 2020 - 10 Jun 2020 | PPB        | Employees Provident Fund Board [SSH]          | 71                     | 186,784                          | 13.130 |
| 17 Jun 2020 - 17 Jun 2020 | PRESBHD    | Cimb Commerce Trustee Berhad [SSH]            | 24,115                 | 24,115                           | 5.000  |
| 17 Jun 2020 - 17 Jun 2020 | PWF        | Siah Wooi Kong [DIR/CEO]                      | -35                    | 340                              | 0.780  |
| 15 Jun 2020 - 15 Jun 2020 | PWF        | Siah Wooi Kong [DIR/CEO]                      | -187                   | 375                              | 0.860  |
| 12 Jun 2020 - 12 Jun 2020 | PWF        | Siah Wooi Kong [DIR/CEO]                      | -118                   | 562                              | 1.290  |
| 18 Jun 2020 - 18 Jun 2020 | PWF        | Siah Wooi Kong [DIR/CEO]                      | -340                   | 340                              | 0.780  |
| 19 Jun 2020 - 19 Jun 2020 | PWROOT     | How Say Siew [DIR/CEO]                        | 1,200                  | 76,370                           | 18.447 |
| 15 Jun 2020 - 15 Jun 2020 | PWROOT     | How Say Siew [DIR/CEO]                        | 1,240                  | 75,170                           | 18.187 |
| 15 Jun 2020 - 15 Jun 2020 | PWROOT     | How Say Siew [DIR/CEO]                        | -1,000                 | 4,295                            | 7.718  |
| 19 Jun 2020 - 19 Jun 2020 | PWROOT     | How Say Siew [SSH]                            | 1,200                  | 76,370                           | 18.447 |
| 15 Jun 2020 - 15 Jun 2020 | PWROOT     | How Say Siew [SSH]                            | 1,240                  | 75,170                           | 18.187 |
| 15 Jun 2020 - 15 Jun 2020 | PWROOT     | How Say Siew [SSH]                            | -1,000                 | 4,295                            | 7.718  |
| 15 Jun 2020 - 15 Jun 2020 | PWROOT     | Kumpulan Wang Persaraan (diperbadankan) [SSH] | 127                    | 31,180                           | 7.544  |
| 19 Jun 2020 - 19 Jun 2020 | PWROOT     | Wong Fui Boon [DIR/CEO]                       | -1,200                 | 80,168                           | 19.364 |
| 19 Jun 2020 - 19 Jun 2020 | PWROOT     | Wong Fui Boon [SSH]                           | -1,200                 | 80,168                           | 19.364 |
| 16 Jun 2020 - 16 Jun 2020 | QL         | Employees Provident Fund Board [SSH]          | 176                    | 118,833                          | 7.324  |
| 15 Jun 2020 - 15 Jun 2020 | QL         | Employees Provident Fund Board [SSH]          | 1,164                  | 118,657                          | 7.313  |
| 12 Jun 2020 - 12 Jun 2020 | QL         | Employees Provident Fund Board [SSH]          |                        |                                  |        |

Notice Date (15 June - 19 June 2020)

| Effective Change Date     | Stock Name | Buyer/ Seller Name [Classification]                      | Bought / (Sold) ['000] | No. of Shares After Trade ('000) |        |
|---------------------------|------------|--|------------------------|----------------------------------|--------|
|                           |            |  | Total                  | Total                            | % Held |
| 11 Jun 2020 - 11 Jun 2020 | SUNREIT    | Employees Provident Fund Board [SSH]                     | 700                    | 465,239                          | 15,800 |
| 10 Jun 2020 - 10 Jun 2020 | SUNREIT    | Employees Provident Fund Board [SSH]                     | -143                   | 464,539                          | 15,770 |
| 16 Jun 2020 - 16 Jun 2020 | SUNWAY     | Employees Provident Fund Board [SSH]                     | -442                   | 457,324                          | 9,330  |
| 15 Jun 2020 - 15 Jun 2020 | SUNWAY     | Employees Provident Fund Board [SSH]                     | -456                   | 457,766                          | 9,340  |
| 11 Jun 2020 - 11 Jun 2020 | SUNWAY     | Employees Provident Fund Board [SSH]                     | -166                   | 458,223                          | 9,350  |
| 10 Jun 2020 - 10 Jun 2020 | SUNWAY     | Employees Provident Fund Board [SSH]                     | -905                   | 458,389                          | 9,350  |
| 16 Jun 2020 - 16 Jun 2020 | SUNZEN     | Teo Yek Ming [DIR/CEO]                                   | 69,286                 | 69,286                           | 13,104 |
| 16 Jun 2020 - 16 Jun 2020 | SUNZEN     | Teo Yek Ming [DIR/CEO]                                   | 25,871                 | 25,871                           | 14,420 |
| 12 Jun 2020 - 12 Jun 2020 | SUNZEN     | Teo Yek Ming [SSH]                                       | -741                   | 69,286                           | 13,104 |
| 16 Jun 2020 - 16 Jun 2020 | SYCAL      | Ace Credit (m) Sdn Bhd [SSH]                             | -23,677                |                                  |        |
| 16 Jun 2020 - 16 Jun 2020 | TAANN      | Employees Provident Fund Board [SSH]                     | 45                     | 43,316                           | 9,834  |
| 15 Jun 2020 - 15 Jun 2020 | TAANN      | Employees Provident Fund Board [SSH]                     | 407                    | 43,272                           | 9,824  |
| 12 Jun 2020 - 12 Jun 2020 | TAANN      | Employees Provident Fund Board [SSH]                     | 278                    | 42,865                           | 9,732  |
| 11 Jun 2020 - 11 Jun 2020 | TAANN      | Employees Provident Fund Board [SSH]                     | 265                    | 42,586                           | 9,668  |
| 18 Jun 2020 - 18 Jun 2020 | TAANN      | Wong Kuo Hea [DIR/CEO]                                   | 1                      | 154,081                          | 34,980 |
| 17 Jun 2020 - 17 Jun 2020 | TAANN      | Wong Kuo Hea [DIR/CEO]                                   | 0.8                    | 154,080                          | 34,980 |
| 15 Jun 2020 - 15 Jun 2020 | TAANN      | Wong Kuo Hea [DIR/CEO]                                   | 3                      | 154,079                          | 34,980 |
| 12 Jun 2020 - 12 Jun 2020 | TAANN      | Wong Kuo Hea [DIR/CEO]                                   | 1                      | 154,075                          | 34,979 |
| 18 Jun 2020 - 18 Jun 2020 | TAANN      | Wong Kuo Hea [SSH]                                       | 1                      | 148,981                          | 33,823 |
| 17 Jun 2020 - 17 Jun 2020 | TAANN      | Wong Kuo Hea [SSH]                                       | 0.8                    | 148,980                          | 33,822 |
| 15 Jun 2020 - 15 Jun 2020 | TAANN      | Wong Kuo Hea [SSH]                                       | 3                      | 148,979                          | 33,822 |
| 12 Jun 2020 - 12 Jun 2020 | TAANN      | Wong Kuo Hea [SSH]                                       | 1                      | 148,975                          | 33,821 |
| 16 Jun 2020 - 16 Jun 2020 | TAFI       | Chua Lee Seng [SSH]                                      | 1,196                  | 5,524                            | 7,131  |
| 15 Jun 2020 - 15 Jun 2020 | TAFI       | Chua Lee Seng [SSH]                                      | 610                    | 4,328                            | 5,587  |
| 12 Jun 2020 - 12 Jun 2020 | TAKAFUL    | Employees Provident Fund Board [SSH]                     | 926                    | 55,415                           | 6,702  |
| 11 Jun 2020 - 11 Jun 2020 | TAKAFUL    | Employees Provident Fund Board [SSH]                     | 24                     | 54,489                           | 6,590  |
| 18 Jun 2020 - 18 Jun 2020 | TALWRK     | Lim Chee Meng [SSH]                                      | 6,016                  | 1,091,145                        | 54,130 |
| 16 Jun 2020 - 18 Jun 2020 | TASEK      | Davos Investment Holdings Private Limited [SSH]          | 5,065                  | 116,937                          | 96,530 |
| 12 Jun 2020 - 15 Jun 2020 | TASEK      | Davos Investment Holdings Private Limited [SSH]          | 239                    | 111,871                          | 92,350 |
| 16 Jun 2020 - 18 Jun 2020 | TASEK      | HI Cement (hk) Limited [SSH]                             | 4,981                  | 106,561                          | 87,960 |
| 12 Jun 2020 - 15 Jun 2020 | TASEK      | HI Cement (hk) Limited [SSH]                             | 92                     | 101,580                          | 83,850 |
| 16 Jun 2020 - 18 Jun 2020 | TASEK      | HI Cement (labuan) Limited [SSH]                         | 4,981                  | 106,561                          | 87,960 |
| 12 Jun 2020 - 15 Jun 2020 | TASEK      | HI Cement (labuan) Limited [SSH]                         | 92                     | 101,580                          | 83,850 |
| 16 Jun 2020 - 18 Jun 2020 | TASEK      | HI Cement (malaysia) Sdn. Bhd. [SSH]                     | 4,981                  | 106,561                          | 87,960 |
| 12 Jun 2020 - 15 Jun 2020 | TASEK      | HI Cement (malaysia) Sdn. Bhd. [SSH]                     | 92                     | 101,580                          | 83,850 |
| 16 Jun 2020 - 18 Jun 2020 | TASEK      | Hong Leong Asia Ltd. [SSH]                               | 5,065                  | 116,937                          | 96,530 |
| 12 Jun 2020 - 15 Jun 2020 | TASEK      | Hong Leong Asia Ltd. [SSH]                               | 239                    | 111,871                          | 92,350 |
| 16 Jun 2020 - 18 Jun 2020 | TASEK      | Hong Leong Corporation Holdings Pte Ltd [SSH]            | 5,065                  | 116,937                          | 96,530 |
| 12 Jun 2020 - 15 Jun 2020 | TASEK      | Hong Leong Corporation Holdings Pte Ltd [SSH]            | 239                    | 111,871                          | 92,350 |
| 16 Jun 2020 - 18 Jun 2020 | TASEK      | Hong Leong Enterprises Pte. Ltd. [SSH]                   | 5,065                  | 116,937                          | 96,530 |
| 12 Jun 2020 - 15 Jun 2020 | TASEK      | Hong Leong Enterprises Pte. Ltd. [SSH]                   | 239                    | 111,871                          | 92,350 |
| 16 Jun 2020 - 18 Jun 2020 | TASEK      | Hong Leong Investment Holdings Pte.Ltd. [SSH]            | 5,065                  | 116,937                          | 96,530 |
| 12 Jun 2020 - 15 Jun 2020 | TASEK      | Hong Leong Investment Holdings Pte.Ltd. [SSH]            | 239                    | 111,871                          | 92,350 |
| 16 Jun 2020 - 18 Jun 2020 | TASEK      | Kwek Holdings Pte Ltd [SSH]                              | 5,065                  | 116,937                          | 96,530 |
| 12 Jun 2020 - 15 Jun 2020 | TASEK      | Kwek Holdings Pte Ltd [SSH]                              | 239                    | 111,871                          | 92,350 |
| 16 Jun 2020 - 18 Jun 2020 | TASEK      | Kwek Leng Beng [SSH]                                     | 5,065                  | 116,937                          | 96,530 |
| 12 Jun 2020 - 15 Jun 2020 | TASEK      | Kwek Leng Beng [SSH]                                     | 239                    | 111,871                          | 92,350 |
| 16 Jun 2020 - 18 Jun 2020 | TASEK      | Kwek Leng Kee [SSH]                                      | 5,065                  | 116,937                          | 96,530 |
| 12 Jun 2020 - 15 Jun 2020 | TASEK      | Kwek Leng Kee [SSH]                                      | 239                    | 111,871                          | 92,350 |
| 16 Jun 2020 - 18 Jun 2020 | TASEK      | Ridge Star Limited [SSH]                                 | 84                     | 10,376                           | 8,560  |
| 12 Jun 2020 - 15 Jun 2020 | TASEK      | Ridge Star Limited [SSH]                                 | 147                    | 10,292                           | 8,500  |
| 16 Jun 2020 - 18 Jun 2020 | TASEK      | Salvador Pte. Ltd. [SSH]                                 | 4,981                  | 106,561                          | 87,960 |
| 12 Jun 2020 - 15 Jun 2020 | TASEK      | Salvador Pte. Ltd. [SSH]                                 | 92                     | 101,580                          | 83,850 |
| 17 Jun 2020 - 17 Jun 2020 | TDEX       | Heng Ling Jy [DIR/CEO]                                   | 2,000                  | 32,796                           | 4,276  |
| 17 Jun 2020 - 17 Jun 2020 | TDEX       | Tan Sze Chong [DIR/CEO]                                  | 2,000                  | 32,796                           | 4,276  |
| 16 Jun 2020 - 16 Jun 2020 | TENAGA     | Employees Provident Fund Board [SSH]                     | 24                     | 968,177                          | 16,970 |
| 15 Jun 2020 - 15 Jun 2020 | TENAGA     | Employees Provident Fund Board [SSH]                     | 500                    | 968,153                          | 16,970 |
| 12 Jun 2020 - 12 Jun 2020 | TENAGA     | Employees Provident Fund Board [SSH]                     | 902                    | 967,653                          | 16,960 |
| 11 Jun 2020 - 11 Jun 2020 | TENAGA     | Employees Provident Fund Board [SSH]                     | 29                     | 966,751                          | 16,950 |
| 10 Jun 2020 - 10 Jun 2020 | TENAGA     | Employees Provident Fund Board [SSH]                     | 30                     | 966,722                          | 16,950 |
| 18 Jun 2020 - 18 Jun 2020 | TENAGA     | Kumpulan Wang Persaraan (diperbadankan) [SSH]            | 200                    | 392,994                          | 6,880  |
| 16 Jun 2020 - 16 Jun 2020 | TENAGA     | Kumpulan Wang Persaraan (diperbadankan) [SSH]            | 91                     | 392,794                          | 6,880  |
| 15 Jun 2020 - 15 Jun 2020 | TENAGA     | Kumpulan Wang Persaraan (diperbadankan) [SSH]            | 1,000                  | 392,704                          | 6,880  |
| 12 Jun 2020 - 12 Jun 2020 | TENAGA     | Kumpulan Wang Persaraan (diperbadankan) [SSH]            | 16                     | 391,704                          | 6,870  |
| 15 Jun 2020 - 15 Jun 2020 | TIGER      | Goh Ching Mun [SSH]                                      | 1,482                  | 391,129                          | 26,662 |
| 16 Jun 2020 - 16 Jun 2020 | TIMECOM    | Employees Provident Fund Board [SSH]                     | -23                    | 57,978                           | 9,619  |
| 15 Jun 2020 - 15 Jun 2020 | TIMECOM    | Employees Provident Fund Board [SSH]                     | 231                    | 58,000                           | 9,623  |
| 12 Jun 2020 - 12 Jun 2020 | TIMECOM    | Employees Provident Fund Board [SSH]                     | 402                    | 57,770                           | 9,584  |
| 11 Jun 2020 - 11 Jun 2020 | TIMECOM    | Employees Provident Fund Board [SSH]                     | 1,086                  | 57,368                           | 9,518  |
| 10 Jun 2020 - 10 Jun 2020 | TIMECOM    | Employees Provident Fund Board [SSH]                     | 199                    | 56,283                           | 9,338  |
| 18 Jun 2020 - 18 Jun 2020 | TIMECOM    | Kumpulan Wang Persaraan (diperbadankan) ("kwap") [SSH]   | 293                    | 43,454                           | 7,210  |
| 17 Jun 2020 - 17 Jun 2020 | TIMECOM    | Kumpulan Wang Persaraan (diperbadankan) ("kwap") [SSH]   | 57                     | 43,160                           | 7,161  |
| 16 Jun 2020 - 16 Jun 2020 | TIMECOM    | Kumpulan Wang Persaraan (diperbadankan) ("kwap") [SSH]   | 51                     | 43,104                           | 7,152  |
| 15 Jun 2020 - 15 Jun 2020 | TIMECOM    | Kumpulan Wang Persaraan (diperbadankan) ("kwap") [SSH]   | 26                     | 43,053                           | 7,143  |
| 12 Jun 2020 - 12 Jun 2020 | TIMECOM    | Kumpulan Wang Persaraan (diperbadankan) ("kwap") [SSH]   | 122                    | 43,027                           | 7,139  |
| 17 Jun 2020 - 17 Jun 2020 | TM         | Amanahraya Trustees Berhad-amanah Saham Bumiputera [SSH] | -2,350                 | 460,800                          | 12,237 |
| 16 Jun 2020 - 16 Jun 2020 | TM         | Amanahraya Trustees Berhad-amanah Saham Bumiputera [SSH] | -2,000                 | 463,150                          | 12,299 |
| 11 Jun 2020 - 11 Jun 2020 | TM         | Amanahraya Trustees Berhad-amanah Saham Bumiputera [SSH] | -650                   | 465,150                          | 12,352 |
| 16 Jun 2020 - 16 Jun 2020 | TM         | Employee Provident Fund Board (epf Board) [SSH]          | 2,659                  | 661,527                          | 17,567 |
| 15 Jun 2020 - 15 Jun 2020 | TM         | Employee Provident Fund Board (epf Board) [SSH]          | 2,380                  | 658,868                          | 17,496 |
| 12 Jun 2020 - 12 Jun 2020 | TM         | Employee Provident Fund Board (epf Board) [SSH]          | -222                   | 656,488                          | 17,433 |
| 11 Jun 2020 - 11 Jun 2020 | TM         | Employee Provident Fund Board (epf Board) [SSH]          | 3,000                  | 656,710                          | 17,439 |
| 10 Jun 2020 - 10 Jun 2020 | TM         | Employee Provident Fund Board (epf Board) [SSH]          | 2,211                  | 653,710                          | 17,359 |
| 16 Jun 2020 - 16 Jun 2020 | TM         | Kumpulan Wang Persaraan (diperbadankan) [SSH]            | 500                    | 296,115                          | 7,864  |
| 15 Jun 2020 - 15 Jun 2020 | TM         | Kumpulan Wang Persaraan (diperbadankan) [SSH]            | 682                    | 295,615                          | 7,850  |
| 12 Jun 2020 - 12 Jun 2020 | TM         | Kumpulan Wang Persaraan (diperbadankan) [SSH]            | 106                    | 294,933                          | 7,832  |
| 12 Jun 2020 - 12 Jun 2020 | TOPGLOV    | Lim Andy (Dir/CEO)                                       | 2                      | 2                                |        |
| 12 Jun 2020 - 12 Jun 2020 | TOPGLOV    | Lim Cheong Guan [DIR/CEO]                                | 2,345                  | 348                              | 0.013  |
| 12 Jun 2020 - 15 Jun 2020 | TOPGLOV    | Lim Han Boon [DIR/CEO]                                   | 10                     | 60                               | 0.002  |
| 12 Jun 2020 - 15 Jun 2020 | TOPGLOV    | Lim Hooi Sin [DIR/CEO]                                   | 2,345                  | 924,222                          | 34,503 |
| 12 Jun 2020 - 15 Jun 2020 | TOPGLOV    | Lim Hooi Sin [SSH]                                       | 2,345                  | 924,222                          | 34,503 |
| 12 Jun 2020 - 15 Jun 2020 | TOPGLOV    | Lim Jin Feng [SSH]                                       | 2,345                  | 883,813                          | 32,994 |
| 12 Jun 2020 - 15 Jun 2020 | TOPGLOV    | Lim Wee Chai [DIR/CEO]                                   | 2,345                  | 924,223                          | 34,503 |
| 12 Jun 2020 - 15 Jun 2020 | TOPGLOV    | Lim Wee Chai [SSH]                                       | 2,345                  | 924,223                          | 34,503 |
| 12 Jun 2020 - 12 Jun 2020 | TOPGLOV    | Noripah Binti Kamso [DIR/CEO]                            | 5                      | 5                                |        |
| 12 Jun 2020 - 12 Jun 2020 | TOPGLOV    | Norma Binti Mansor [DIR/CEO]                             | 2                      | 6                                |        |
| 12 Jun 2020 - 12 Jun 2020 | TOPGLOV    | Rainer Althoff [DIR/CEO]                                 | 3                      | 4                                |        |
| 12 Jun 2020 - 12 Jun 2020 | TOPGLOV    | Sharmila Sekarajasekaran [DIR/CEO]                       | 2                      | 10,212                           | 0.382  |

Notice Date (15 June - 19 June 2020)

| Effective Change Date     | Stock Name | Buyer/ Seller Name [Classification]                      | Bought / (Sold) ['000] | No. of Shares After Trade ('000) |        | % Held |
|---------------------------|------------|--|------------------------|----------------------------------|--------|--------|
|                           |            |  | Total                  | Total                            | % Held |        |
| 12 Jun 2020 - 15 Jun 2020 | TOPGLOV    | Tong Siew Bee [DIR/CEO]                                  | 2,345                  | 924,223                          | 34,502 |        |
| 12 Jun 2020 - 15 Jun 2020 | TOPGLOV    | Tong Siew Bee [SSH]                                      | 2,345                  | 924,223                          | 34,502 |        |
| 16 Jun 2020 - 16 Jun 2020 | TSH        | Employees Provident Fund Board [SSH]                     | 750                    | 87,964                           | 6,373  |        |
| 15 Jun 2020 - 15 Jun 2020 | TSH        | Employees Provident Fund Board [SSH]                     | 2,596                  | 87,214                           | 6,319  |        |
| 12 Jun 2020 - 12 Jun 2020 | TSH        | Employees Provident Fund Board [SSH]                     | 2,090                  | 84,618                           | 6,131  |        |
| 10 Jun 2020 - 10 Jun 2020 | TSH        | Employees Provident Fund Board [SSH]                     | -534                   | 82,528                           | 5,980  |        |
| 15 Jun 2020 - 15 Jun 2020 | TSRCAP     | Urusharta Jmaah Sdn. Bhd. [SSH]                          | -528                   | 10,279                           | 5,890  |        |
| 12 Jun 2020 - 12 Jun 2020 | TSRCAP     | Urusharta Jmaah Sdn. Bhd. [SSH]                          | -100                   | 10,807                           | 6,190  |        |
| 11 Jun 2020 - 11 Jun 2020 | TSRCAP     | Urusharta Jmaah Sdn. Bhd. [SSH]                          | -150                   | 10,907                           | 6,250  |        |
| 12 Jun 2020 - 12 Jun 2020 | UCHITEC    | Kumpulan Wang Persaraan (diperbadankan) [SSH]            | 75                     | 22,750                           | 5,066  |        |
| 16 Jun 2020 - 16 Jun 2020 | UMW        | Amanahraya Trustees Berhad-amanah Saham Bumiputera [SSH] | 500                    | 496,663                          | 42,512 |        |
| 15 Jun 2020 - 15 Jun 2020 | UMW        | Amanahraya Trustees Berhad-amanah Saham Bumiputera [SSH] | 500                    | 496,163                          | 42,469 |        |
| 11 Jun 2020 - 11 Jun 2020 | UMW        | Amanahraya Trustees Berhad-amanah Saham Bumiputera [SSH] | 3,936                  | 495,663                          | 42,426 |        |
| 15 Jun 2020 - 15 Jun 2020 | UMW        | Employees Provident Fund Board [SSH]                     | 500                    | 145,926                          | 12,491 |        |
| 12 Jun 2020 - 12 Jun 2020 | UMW        | Employees Provident Fund Board [SSH]                     | -1,834                 | 145,426                          | 12,448 |        |
| 10 Jun 2020 - 10 Jun 2020 | UMW        | Employees Provident Fund Board [SSH]                     | -1,336                 | 147,261                          | 12,605 |        |
| 15 Jun 2020 - 15 Jun 2020 | UOADEV     | Employees Provident Fund Board (epf Board) [SSH]         | 197                    | 188,877                          | 9,602  |        |
| 12 Jun 2020 - 12 Jun 2020 | UOADEV     | Employees Provident Fund Board (epf Board) [SSH]         | 1,000                  | 188,680                          | 9,592  |        |
| 11 Jun 2020 - 11 Jun 2020 | UOADEV     | Employees Provident Fund Board (epf Board) [SSH]         | 300                    | 187,680                          | 9,541  |        |
| 11 Jun 2020 - 11 Jun 2020 | UOAREIT    | Employees Provident Fund Board (epf Board) [SSH]         | 19                     | 40,861                           | 9,663  |        |
| 19 Jun 2020 - 19 Jun 2020 | UTDPLT     | Ahmad Riza Basir [DIR/CEO]                               | 101                    | 194                              | 0.047  |        |
| 19 Jun 2020 - 19 Jun 2020 | UTDPLT     | Carl Bek-nielsen [DIR/CEO]                               | 102,924                | 205,849                          | 49,628 |        |
| 15 Jun 2020 - 15 Jun 2020 | UTDPLT     | Employees Provident Fund Board [SSH]                     | 2                      | 51,880                           | 12,508 |        |
| 11 Jun 2020 - 11 Jun 2020 | UTDPLT     | Employees Provident Fund Board [SSH]                     | -30                    | 51,878                           | 12,507 |        |
| 19 Jun 2020 - 19 Jun 2020 | UTDPLT     | Ho Dua Tiam @ Ho Guat Tiam [DIR/CEO]                     | 707                    | 1,415                            | 0.341  |        |
| 15 Jun 2020 - 15 Jun 2020 | UTDPLT     | Jeremy Derek Campbell Diamond [DIR/CEO]                  | 4                      | 720                              | 0.173  |        |
| 19 Jun 2020 - 19 Jun 2020 | UTDPLT     | Johari Bin Mat [DIR/CEO]                                 | 100                    | 200                              | 0.048  |        |
| 19 Jun 2020 - 19 Jun 2020 | UTDPLT     | Loh Hang Fai @ Low Heng Fong [DIR/CEO]                   | 51                     | 102                              | 0.025  |        |
| 19 Jun 2020 - 19 Jun 2020 | UTDPLT     | Martin Bek-nielsen [DIR/CEO]                             | 101,047                | 202,094                          | 48,723 |        |
| 19 Jun 2020 - 19 Jun 2020 | UTDPLT     | Maximum Vista Sdn Bhd [SSH]                              | 90,608                 | 181,216                          | 43,530 |        |
| 19 Jun 2020 - 19 Jun 2020 | UTDPLT     | Mohamad Nasir Bin Ab. Latif [DIR/CEO]                    | 4                      | 8                                | 0.002  |        |
| 19 Jun 2020 - 19 Jun 2020 | UTDPLT     | R. Nadarajan [DIR/CEO]                                   | 26                     | 52                               | 0.012  |        |
| 19 Jun 2020 - 19 Jun 2020 | UTDPLT     | United International Enterprises Ltd [SSH]               | 9,719                  | 19,437                           | 4,670  |        |
| 16 Jun 2020 - 16 Jun 2020 | VIZIONE    | Ng Aun Hoo [DIR/CEO]                                     | -4,270                 | 116,362                          | 18,865 |        |
| 12 Jun 2020 - 12 Jun 2020 | VIZIONE    | Ng Aun Hoo [DIR/CEO]                                     | -2,000                 | 120,632                          | 19,557 |        |
| 16 Jun 2020 - 16 Jun 2020 | VIZIONE    | Ng Aun Hoo [SSH]   | -4,270                 | 116,362                          | 18,865 |        |
| 12 Jun 2020 - 12 Jun 2020 | VIZIONE    | Ng Aun Hoo [SSH]   | -2,000                 | 120,632                          | 19,557 |        |
| 17 Jun 2020 - 17 Jun 2020 | VS         | Kumpulan Wang Persaraan [SSH]                            | -656                   | 213,890                          | 11,535 |        |
| 16 Jun 2020 - 16 Jun 2020 | VS         | Kumpulan Wang Persaraan [SSH]                            | -32                    | 214,546                          | 11,570 |        |
| 15 Jun 2020 - 15 Jun 2020 | VS         | Kumpulan Wang Persaraan [SSH]                            | -2,541                 | 214,578                          | 11,572 |        |
| 12 Jun 2020 - 12 Jun 2020 | VS         | Kumpulan Wang Persaraan [SSH]                            | -2,000                 | 217,119                          | 11,709 |        |
| 12 Jun 2020 - 12 Jun 2020 | VSOLAR     | Asiabio Capital Sdn Bhd [SSH]                            | 1,000                  | 61,492                           | 14,968 |        |
| 12 Jun 2020 - 12 Jun 2020 | VSOLAR     | Fintec Global Berhad [SSH]                               | 1,000                  | 61,492                           | 14,968 |        |
| 17 Jun 2020 - 17 Jun 2020 | WIDAD      | Muhammad Ikmal Opat Bin Abdullah [SSH]                   | 4,000                  | 1,515,180                        | 61,729 |        |
| 15 Jun 2020 - 15 Jun 2020 | WIDAD      | Muhammad Ikmal Opat Bin Abdullah [SSH]                   | 1,900                  | 1,511,180                        | 61,565 |        |
| 15 Jun 2020 - 15 Jun 2020 | WPRTS      | Employees Provident Fund Board [SSH]                     | 118                    | 214,797                          | 6,299  |        |
| 12 Jun 2020 - 12 Jun 2020 | WPRTS      | Employees Provident Fund Board [SSH]                     | 500                    | 214,678                          | 6,296  |        |
| 12 Jun 2020 - 12 Jun 2020 | WTK        | Lim Hong Hin [DIR/CEO]                                   | 30                     | 100                              | 0.021  |        |
| 18 Jun 2020 - 18 Jun 2020 | WTK        | Patrick Wong Haw Yeong [DIR/CEO]                         | 40                     | 4,230                            | 0.892  |        |
| 17 Jun 2020 - 17 Jun 2020 | WTK        | Patrick Wong Haw Yeong [DIR/CEO]                         | 200                    | 4,190                            | 0.883  |        |
| 12 Jun 2020 - 12 Jun 2020 | WTK        | Patrick Wong Haw Yeong [DIR/CEO]                         | 235                    | 3,                               |        |        |

Long Companies

Definition

Top 10 stocks with Technical Analysis plus Pattern Matching by 60 pre-defined indicators by the system showing a higher probability of bullish sentiment on the share price.

SHARE INVESTOR WEBPRO step-by-step GUIDE  
 ShareInvestor WebPro > Screener > Predefined TA Screens > select market BURSA > Most Long Signals > click Scan Results or mouse over each company > Charts > click Interactive Charts for Price & Volume Distribution

**CENSOF HOLDINGS BERHAD (5195)**

CENSOF

Price updated at 25 Jun 2020 16:54

|                    |                          |                             |
|--------------------|--------------------------|-----------------------------|
| Last: <b>0.115</b> | Change: <b>-0.010</b>    | Volume: <b>27,733</b>       |
|                    | Change (%): <b>-8.00</b> | Range: <b>0.115 - 0.125</b> |

TA Scanner Results based on historical data up to 25 Jun 2020

| Condition   | Signal  | Explanation  |
|---|---------|--|
| Bollinger Band: Bullish Long Term Volatility Breakout and Trending  | Long    | 1. Close price above upper bollinger band(33,1).<br>2. Volume above average volume(50).<br>3. Average volume(50) is above 300,000. |
| Bollinger Band: Bullish Short Term Volatility Breakout and Trending | Long    | 1. Close price above upper bollinger band(33,1).<br>2. Volume above average volume(10).<br>3. Average volume(10) is above 300,000. |
| Bollinger Band: High Above Upper Bollinger Band                     | Neutral | 1. High above upper bollinger band(20,2).<br>2. Average volume(5) is above 100,000.  |
| Donchian Channels: High Above Upper Donchian Channels               | Long    | High crossed above the upper Donchian Channel(14,4)  |
| MACD: Bullish MACD Crossover  | Long    | 1. MACD(12,26) diff line crossed above the MACD(12,26) signal line.<br>2. MACD Histogram(12,26) is above 0.                        |
| Volume: Volume Spike  | Long    | 1. Volume is more than 500% above average volume(10).<br>2. Volume above 200000.<br>3. Close price above 0.10.                     |

**MERIDIAN BERHAD (5040)**

MERIDIAN

Price updated at 25 Jun 2020 16:59

|                    |                          |                             |
|--------------------|--------------------------|-----------------------------|
| Last: <b>0.080</b> | Change: <b>+0.005</b>    | Volume: <b>262,675</b>      |
|                    | Change (%): <b>+6.67</b> | Range: <b>0.075 - 0.085</b> |

TA Scanner Results based on historical data up to 25 Jun 2020

| Condition   | Signal  | Explanation  |
|---|---------|--|
| Bollinger Band: Bullish Long Term Volatility Breakout and Trending  | Long    | 1. Close price above upper bollinger band(33,1).<br>2. Volume above average volume(50).<br>3. Average volume(50) is above 300,000. |
| Bollinger Band: Bullish Short Term Volatility Breakout and Trending | Long    | 1. Close price above upper bollinger band(33,1).<br>2. Volume above average volume(10).<br>3. Average volume(10) is above 300,000. |
| Bollinger Band: High Above Upper Bollinger Band                     | Neutral | 1. High above upper bollinger band(20,2).<br>2. Average volume(5) is above 100,000.  |
| Donchian Channels: High Above Upper Donchian Channels               | Long    | High crossed above the upper Donchian Channel(14,4)  |
| MACD: Bullish MACD Crossover  | Long    | 1. MACD(12,26) diff line crossed above the MACD(12,26) signal line.<br>2. MACD Histogram(12,26) is above 0.                        |
| Parabolic SAR: Bearish Parabolic SAR Reversal                       | Neutral | 1. Parabolic SAR 1 day ago above close price 1 day ago for the last 5 days.<br>2. Parabolic SAR below close price.                 |

**NEXGRAM HOLDINGS BERHAD (0096)**

NEXGRAM

Price updated at 25 Jun 2020 16:59

|                    |                           |                             |
|--------------------|---------------------------|-----------------------------|
| Last: <b>0.025</b> | Change: <b>-0.005</b>     | Volume: <b>55,802</b>       |
|                    | Change (%): <b>-16.67</b> | Range: <b>0.020 - 0.025</b> |

TA Scanner Results based on historical data up to 25 Jun 2020

| Condition   | Signal | Explanation  |
|---|--------|--|
| Accumulation Distribution: Bullish Accumulation Distribution        | Long   | Accumulation distribution increasing for the last 7 days.  |
| Bollinger Band: Bullish Long Term Volatility Breakout and Trending  | Long   | 1. Close price above upper bollinger band(33,1).<br>2. Volume above average volume(50).<br>3. Average volume(50) is above 300,000. |
| Bollinger Band: Bullish Short Term Volatility Breakout and Trending | Long   | 1. Close price above upper bollinger band(33,1).<br>2. Volume above average volume(10).<br>3. Average volume(10) is above 300,000. |
| MACD: Bullish MACD Crossover  | Long   | 1. MACD(12,26) diff line crossed above the MACD(12,26) signal line.<br>2. MACD Histogram(12,26) is above 0.                        |

**Disclaimer:** The information on this page is provided as a service to readers. It does not constitute financial advice and/or any investment recommendations. Past performance is not indicative of future results. We assume no liability for damages resulting from or arising out of the use of such information. It would be best if you did your own research to make your personal investment decisions wisely or consult a licenced investment advisor.

**IJM CORPORATION BERHAD (3336)**

IJM

Price updated at 25 Jun 2020 16:59

|                    |                          |                             |
|--------------------|--------------------------|-----------------------------|
| Last: <b>1.850</b> | Change: <b>+0.010</b>    | Volume: <b>6,816</b>        |
|                    | Change (%): <b>+0.54</b> | Range: <b>1.780 - 1.850</b> |

TA Scanner Results based on historical data up to 25 Jun 2020

| Condition  | Signal  | Explanation  |
|--|---------|--|
| Bollinger Band: Bullish Lower Bollinger Band Support | Long    | 1. Low 1 day ago below lower bollinger band(20,2).<br>2. Close above close 1 day ago.<br>3. Average volume(5) is above 100,000.  |
| Bollinger Band: Low Below Lower Bollinger Band       | Neutral | 1. Low below lower bollinger band(20,2).<br>2. Average volume(5) is above 100,000.   |
| MA: Bullish Price Crossover                          | Long    | 1. Close price crossed above MA(40) within the last 1 day.<br>2. Previous day close price is below the MA(10) for the last 5 days.   |
| Volume: 5 Days large value Buy Up trade              | Long    | 1. 150K value Buy Up greater than Sell Down by 20% for 5 days.<br>2. 50K-100K value Buy Up greater than Sell Down by 20% for 5 days.<br>3. Average volume(10) is above 100000. |

**PANTECH GROUP HOLDINGS BERHAD (5125)**

PANTECH

Price updated at 25 Jun 2020 16:59

|                    |                          |                             |
|--------------------|--------------------------|-----------------------------|
| Last: <b>0.395</b> | Change: <b>-0.015</b>    | Volume: <b>16,341</b>       |
|                    | Change (%): <b>-3.66</b> | Range: <b>0.390 - 0.405</b> |

TA Scanner Results based on historical data up to 25 Jun 2020

| Condition   | Signal  | Explanation  |
|---|---------|--|
| Bollinger Band: Bullish Long Term Volatility Breakout and Trending  | Long    | 1. Close price above upper bollinger band(33,1).<br>2. Volume above average volume(50).<br>3. Average volume(50) is above 300,000. |
| Bollinger Band: Bullish Short Term Volatility Breakout and Trending | Long    | 1. Close price above upper bollinger band(33,1).<br>2. Volume above average volume(10).<br>3. Average volume(10) is above 300,000. |
| Bollinger Band: High Above Upper Bollinger Band                     | Neutral | 1. High above upper bollinger band(20,2).<br>2. Average volume(5) is above 100,000.  |
| Donchian Channels: High Above Upper Donchian Channels               | Long    | High crossed above the upper Donchian Channel(14,4).   |
| MACD: Bullish MACD Crossover  | Long    | 1. MACD(12,26) diff line crossed above the MACD(12,26) signal line.<br>2. MACD Histogram(12,26) is above 0.                        |
| Parabolic SAR: Bearish Parabolic SAR Reversal                       | Neutral | 1. Parabolic SAR 1 day ago above close price 1 day ago for the last 5 days.<br>2. Parabolic SAR below close price.                 |

**KELINGTON GROUP BERHAD (0151)**

KGB

Price updated at 25 Jun 2020 16:47

|                    |                          |                             |
|--------------------|--------------------------|-----------------------------|
| Last: <b>1.030</b> | Change: <b>-0.020</b>    | Volume: <b>6,339</b>        |
|                    | Change (%): <b>-1.90</b> | Range: <b>1.000 - 1.040</b> |

TA Scanner Results based on historical data up to 25 Jun 2020

| Condition                                     | Signal  | Explanation   |
|---|---------|---|
| DM: Bullish Directional Movement              | Long    | -DI(14) crossed below +DI(14)   |
| MA: Bullish Price Crossover                   | Long    | 1. Close price crossed above MA(40) within the last 1 day.<br>2. Previous day close price is below the MA(10) for the last 5 days.  |
| MACD: Bullish MACD Crossover                  | Long    | 1. MACD(12,26) diff line crossed above the MACD(12,26) signal line.<br>2. MACD Histogram(12,26) is above 0.   |
| Parabolic SAR: Bearish Parabolic SAR Reversal | Neutral | 1. Parabolic SAR 1 day ago above close price 1 day ago for the last 5 days.<br>2. Parabolic SAR below close price.  |
| RSI: Short Term RSI 50 Bullish Crossover      | Long    | 1. RSI(20) crossed above 50 within the last 1 day and RSI(20) 1 day ago below 50 for the last 5 days.<br>2. Volume above average volume(125).<br>3. Average volume(5) is above 100,000. |

**GUNUNG CAPITAL BERHAD (7676)**

GUNUNG

Price updated at 25 Jun 2020 16:57

|                    |                          |                             |
|--------------------|--------------------------|-----------------------------|
| Last: <b>0.535</b> | Change: <b>-0.025</b>    | Volume: <b>7,647</b>        |
|                    | Change (%): <b>-4.46</b> | Range: <b>0.535 - 0.545</b> |

TA Scanner Results based on historical data up to 25 Jun 2020

| Condition  | Signal | Explanation  |
|--|--------|--|
| Bollinger Band: Bullish Lower Bollinger Band Support | Long   | 1. Low 1 day ago below lower bollinger band(20,2).<br>2. Close above close 1 day ago.<br>3. Average volume(5) is above 100,000.  |
| DM: Bullish Directional Movement                     | Long   | -DI(14) crossed below +DI(14)  |
| Volume: 10 Days large value Buy Up trade             | Long   | 1. 150K value Buy Up greater than Sell Down by 20% for 10 days.<br>2. 50K-100K value Buy Up greater than Sell Down by 20% for 10 days.<br>3. Average volume(10) is above 100000. |
| Volume: 5 Days large value Buy Up trade              | Long   | 1. 150K value Buy Up greater than Sell Down by 20% for 5 days.<br>2. 50K-100K value Buy Up greater than Sell Down by 20% for 5 days.<br>3. Average volume(10) is above 100000.   |

**VIZIONE HOLDINGS BERHAD (7070)**

VIZIONE

Price updated at 25 Jun 2020 16:59

|                    |                          |                             |
|--------------------|--------------------------|-----------------------------|
| Last: <b>0.455</b> | Change: <b>-0.015</b>    | Volume: <b>207,926</b>      |
|                    | Change (%): <b>-3.19</b> | Range: <b>0.440 - 0.485</b> |

TA Scanner Results based on historical data up to 25 Jun 2020

| Condition   | Signal | Explanation  |
|---|--------|--|
| Bollinger Band: Bullish Long Term Volatility Breakout and Trending  | Long   | 1. Close price above upper bollinger band(33,1).<br>2. Volume above average volume(50).<br>3. Average volume(50) is above 300,000.   |
| Bollinger Band: Bullish Short Term Volatility Breakout and Trending | Long   | 1. Close price above upper bollinger band(33,1).<br>2. Volume above average volume(10).<br>3. Average volume(10) is above 300,000.   |
| Volume: 10 Days large value Sell Down trade                         | Short  | 1. 150K value Sell Down greater than Buy Up by 20% for 10 days.<br>2. 50K-100K value Sell Down greater than Buy Up by 20% for 10 days.<br>3. Average volume(10) is above 100000. |
| Volume: Consecutive Days Of Increasing Average Volume               | Long   | 1. Average Volume(20) has been increasing over the last 2 weeks.<br>2. Average volume(20) is above 100000.   |

**IQZAN HOLDING BERHAD (7183)**

IQZAN

Price updated at 25 Jun 2020 15:16

|                    |                      |                             |
|--------------------|----------------------|-----------------------------|
| Last: <b>0.080</b> | Change: <b>-</b>     | Volume: <b>500</b>          |
|                    | Change (%): <b>-</b> | Range: <b>0.080 - 0.080</b> |

TA Scanner Results based on historical data up to 25 Jun 2020

| Condition  | Signal  | Explanation  |
|--|---------|--|
| Bollinger Band: Bullish Long Term Volatility Breakout and Trending | Long    | 1. Close price above upper bollinger band(33,1).<br>2. Volume above average volume(50).<br>3. Average volume(50) is above 300,000. |
| Bollinger Band: High Above Upper Bollinger Band                    | Neutral | 1. High above upper bollinger band(20,2).<br>2. Average volume(5) is above 100,000.  |
| DM: Bullish Directional Movement                                   | Long    | -DI(14) crossed below +DI(14)  |
| Donchian Channels: High Above Upper Donchian Channels              | Long    | High crossed above the upper Donchian Channel(14,4).   |

**PAN MALAYSIA CORPORATION BERHAD (4081)**

PMCORP

Price updated at 25 Jun 2020 16:33

|                    |                          |                             |
|--------------------|--------------------------|-----------------------------|
| Last: <b>0.125</b> | Change: <b>-0.005</b>    | Volume: <b>2,571</b>        |
|                    | Change (%): <b>-3.85</b> | Range: <b>0.125 - 0.130</b> |

TA Scanner Results based on historical data up to 25 Jun 2020

| Condition   | Signal  | Explanation  |
|---|---------|--|
| Bollinger Band: High Above Upper Bollinger Band       | Neutral | 1. High above upper bollinger band(20,2).<br>2. Average volume(5) is above 100,000.                            |
| Candlestick: Indecision Doji                          | Neutral | Indecision: Doji   |
| DM: Bullish Directional Movement                      | Long    | -DI(14) crossed below +DI(14)  |
| Donchian Channels: High Above Upper Donchian Channels | Long    | High crossed above the upper Donchian Channel(14,4).   |
| Volume: Volume Spike                                  | Long    | 1. Volume is more than 500% above average volume(10).<br>2. Volume above 200000.<br>3. Close price above 0.10. |



## Advance Synergy Berhad

Advance Synergy Berhad (**ASB**), announced single tier dividend of 0.35 sen per ordinary share in respect of the financial year ended 31st December 2019. Payment date would be on 18th August 2020.



## AirAsia Group Berhad

The Board of Directors of AirAsia Group Berhad (**AAGB**) wishes to announce that the Company had submitted an application to Bursa Securities for an additional extension of time and subsequently has via its letter dated 22 June 2020, granted AAGB an additional extension of time as follows :-

- i) An additional extension of time of one (1) month for the issuance of AAGB's Quarterly Results - Q1 2020 from 30 June 2020 to 31 July 2020 and
- ii) An additional extension of time of one (1) month for the issuance of AAGB's Annual Report 2019 from 30 June 2020 to 31 July 2020



## AirAsia X Berhad

The Board of Directors of AirAsia X Berhad (**AAX**) wishes to announce that the Company had submitted an application to Bursa Securities for an additional EOT and subsequently, Bursa Securities has via its letter dated 22 June 2020, granted AAX an additional EOT as follows:-

- i) An additional EOT of one (1) month for the issuance of AAX's Q1 2020 Results from 30 June 2020 to 31 July 2020; and
- ii) An additional EOT of one (1) month for the issuance of AAX's Annual Report 2019 from 30 June 2020 to 31 July 2020.



## APM Automotive Holdings Berhad

APM Automotive Holdings Berhad (**APM**), announced final single-tier dividend of 5 sen per ordinary share for the financial year ended 31 December 2019. Bonia Corporation Berhad (BONIA) announces its unaudited financial results for third quarter for the financial period ended 31 March 2020. Pretax profit for the months that ended 31 March 2020, is RM 169 million from the revenues of RM 308.4 million. The preceding year's corresponding profit was RM 190 million from the revenues of RM 348.3 million.



Boustead Holdings Berhad

## Boustead Holdings Berhad

Boustead Holdings Berhad (**BSTEAD**) recorded a revenue of RM 2.3 billion for its first quarter ended 31 March 2020. Earnings before interest, tax, depreciation and amortisation (EBITDA) for the period stood at RM 107 million. The Group record a loss before tax of RM 53 million for the quarter under review.



## Freight Management Holdings Berhad

Freight Management Holdings Berhad (**FREIGHT**) announced first interim single tier dividend of 1.0 sen per ordinary share in respect of the financial year ending 30 June 2020. Payment date would be on 28 July 2020.



## Gamuda Berhad

Gamuda Berhad (**GAMUDA**) announces its unaudited financial results for third quarter for the financial period ended 30 April 2020. Pretax profit for the months that ended 30 April 2020 is RM 502.7 million from the revenues of RM 2.73 billion. The preceding year's corresponding profit was RM 685.1 million from the revenues of RM 3.06 billion.

*The Global Stock Market has hit the RESET button recently.*  
**Are you ready to take action?**  
**GLOBAL INVESTING**  
in the post-COVID WORLD Online Seminar

**Register Now**

**Kathlyn Toh**  
Professional Investor & Trader  
in the U.S stock market

Over 5 trading days



ShareInvestor WebPro (www.shareinvestor.com/my)

1. Price > Stock Prices
2. Select Market: NASDAQ / NYSE / IDX / SET / HKEX / SGX (One bourse at a time)
3. select Stocks Tab
4. select Ranking Top Gainers or Top Losers (Over 5 Trading Days)
5. Mouse over Column Layout > select Edit Customs > select Name > select Last Done Price > select 5 Days Change > select 52 Weeks High > select 52 Weeks Low > Mouse Over Column Layout > select Custom

NASDAQ (USD)

| Top Gainers                              |           |                    |               |              |
|--|-----------|--------------------|---------------|--------------|
| Name                                     | Last Done | Change Over 5 Days | 52 Weeks High | 52 Weeks Low |
| AMAZON COM INC                           | 2,754.580 | +79.570            | 2,796.000     | 1,626.032    |
| MERCADOLIBRE INC                         | 971.440   | +45.420            | 998.110       | 422.220      |
| NETEASE INC SPON ADR EACH REP 25 ORD SHS | 436.060   | +26.760            | 437.860       | 209.010      |
| NOVAVAX INC                              | 83.540    | +24.270            | 69.990        | 3.540        |
| REGENERON PHARMACEUTICALS INC            | 619.960   | +22.610            | 646.330       | 271.370      |

| Top Losers                 |           |                    |               |              |
|----------------------------|-----------|--------------------|---------------|--------------|
| Name                       | Last Done | Change Over 5 Days | 52 Weeks High | 52 Weeks Low |
| INTUITIVE SURGICAL INC     | 555.110   | -30.430            | 619.000       | 360.500      |
| CHARTER COMMUNICATIONS INC | 510.020   | -26.650            | 549.000       | 345.670      |
| ULTA BEAUTY INC            | 194.200   | -24.770            | 368.830       | 124.050      |
| AMERCO                     | 291.900   | -18.080            | 426.500       | 222.340      |
| TESLA INC                  | 985.980   | -17.980            | 1,027.480     | 211.000      |

NYSE (USD)

| Top Gainers              |           |                    |               |              |
|--------------------------|-----------|--------------------|---------------|--------------|
| Name                     | Last Done | Change Over 5 Days | 52 Weeks High | 52 Weeks Low |
| SHOPIFY INC              | 916.320   | +52.760            | 928.000       | 281.690      |
| SPOTIFY TECHNOLOGY S.A.  | 267.470   | +42.190            | 257.230       | 109.180      |
| FACTSET RESEARCH SYSTEMS | 342.160   | +40.730            | 318.550       | 195.220      |
| CHIPOTLE MEXICAN GRILL   | 1,048.900 | +18.900            | 1,087.000     | 415.000      |
| FASTLY INC               | 81.670    | +19.530            | 81.750        | 10.630       |

| Top Losers             |             |                    |               |              |
|------------------------|-------------|--------------------|---------------|--------------|
| Name                   | Last Done   | Change Over 5 Days | 52 Weeks High | 52 Weeks Low |
| BERKSHIRE HATHAWAY INC | 267,840.020 | -3,759.980         | 347,400.000   | 239,440.000  |
| NVR INC                | 3,193.200   | -167.770           | 4,071.130     | 2,043.010    |
| CABLE ONE INC          | 1,747.200   | -78.600            | 2,044.410     | 1,031.390    |
| MARKEL CORP            | 907.860     | -39.170            | 1,347.640     | 710.520      |
| BIGLARI HOLDINGS INC   | 376.470     | -33.530            | 674.990       | 250.500      |

IDX (Rupiah)

| Top Gainers                      |            |                    |               |              |
|----------------------------------|------------|--------------------|---------------|--------------|
| Name                             | Last Done  | Change Over 5 Days | 52 Weeks High | 52 Weeks Low |
| DUTA PERTIWI TBK                 | 5,500.000  | +770.000           | 6,900.000     | 4,550.000    |
| ASURANSI JIWA SINARMAS MSIG TBK. | 6,850.000  | +750.000           | 7,200.000     | 4,200.000    |
| BANK CENTRAL ASIA TBK.           | 28,625.000 | +700.000           | 35,300.000    | 21,625.000   |
| TRANSCOAL PACIFIC TBK            | 5,350.000  | +510.000           | 8,700.000     | 3,960.000    |
| TIGARAKSA SATRIA TBK.            | 6,000.000  | +500.000           | 7,450.000     | 3,200.000    |

| Top Losers                         |            |                    |               |              |
|------------------------------------|------------|--------------------|---------------|--------------|
| Name                               | Last Done  | Change Over 5 Days | 52 Weeks High | 52 Weeks Low |
| DIAN SWASTATIKA SENTOSA TBK        | 20,175.000 | -1,700.000         | 22,000.000    | 12,150.000   |
| UNITED TRACTORS TBK.               | 16,475.000 | -1,175.000         | 28,900.000    | 12,000.000   |
| BAYAN RESOURCES TBK.               | 12,550.000 | -900.000           | 19,500.000    | 11,600.000   |
| SONA TOPAS TOURISM INDUSTRY TBK.   | 6,000.000  | -900.000           | 7,400.000     | 3,720.000    |
| MASKAPAI REASURANSI INDONESIA TBK. | 5,800.000  | -875.000           | 7,500.000     | 3,450.000    |

SET (Thai Baht)

| Top Gainers |           |                    |               |              |
|-------------|-----------|--------------------|---------------|--------------|
| Name        | Last Done | Change Over 5 Days | 52 Weeks High | 52 Weeks Low |
| WG          | 181.500   | +36.500            | 181.500       | 116.000      |
| TQM         | 126.000   | +10.500            | 129.500       | 37.000       |
| GYT         | 228.000   | +5.000             | 400.000       | 185.000      |
| BKI         | 281.000   | +4.000             | 338.000       | 173.000      |
| F&D         | 20.000    | +3.100             | 23.500        | 14.800       |

| Top Losers |           |                    |               |              |
|------------|-----------|--------------------|---------------|--------------|
| Name       | Last Done | Change Over 5 Days | 52 Weeks High | 52 Weeks Low |
| OHTL       | 345.000   | -95.000            | 500.000       | 345.000      |
| KWC        | 263.000   | -29.000            | 338.000       | 241.000      |
| TOPP       | 172.000   | -18.000            | 212.000       | 129.000      |
| EGCO       | 246.000   | -15.000            | 396.000       | 161.000      |
| CSR        | 65.750    | -12.750            | 79.750        | 60.000       |

HKEX (HKD)

| Top Gainers    |           |                    |               |              |
|----------------|-----------|--------------------|---------------|--------------|
| Name           | Last Done | Change Over 5 Days | 52 Weeks High | 52 Weeks Low |
| TENCENT        | 490.800   | +40.200            | 505.000       | 312.200      |
| CANSINOBI0-B   | 225.000   | +36.000            | 285.800       | 30.550       |
| HKEX           | 317.800   | +24.200            | 321.800       | 206.000      |
| INNOVENT BIO-B | 57.900    | +10.350            | 58.200        | 22.550       |
| WUXI BIO       | 145.500   | +6.900             | 147.200       | 68.300       |

| Top Losers      |           |                    |               |              |
|-----------------|-----------|--------------------|---------------|--------------|
| Name            | Last Done | Change Over 5 Days | 52 Weeks High | 52 Weeks Low |
| NEW WORLD DEV   | 9.570     | -27.430            | 51.840        | 9.570        |
| ZTE             | 23.600    | -3.450             | 36.700        | 17.720       |
| LANGUANGJUSTBON | 52.200    | -3.300             | 60.700        | 28.000       |
| GUOCO GROUP     | 112.000   | -2.900             | 132.000       | 100.500      |
| MELBOURNE ENT   | 172.400   | -2.600             | 226.000       | 172.400      |

SGX (SGD)

| Top Gainers   |           |                    |               |              |
|---------------|-----------|--------------------|---------------|--------------|
| Name          | Last Done | Change Over 5 Days | 52 Weeks High | 52 Weeks Low |
| AMTD IB OV    | 16.800    | +0.500             | 17.100        | 13.950       |
| SHINVEST      | 3.090     | +0.390             | 4.280         | 1.010        |
| UG HEALTHCARE | 1.060     | +0.255             | 1.080         | 0.131        |
| IFAST         | 1.390     | +0.240             | 1.520         | 0.715        |
| WILMAR INTL   | 4.080     | +0.190             | 4.380         | 2.830        |

| Top Losers  |           |                    |               |              |
|-------------|-----------|--------------------|---------------|--------------|
| Name        | Last Done | Change Over 5 Days | 52 Weeks High | 52 Weeks Low |
| JMH USD     | 41.980    | -2.580             | 65.380        | 39.660       |
| DBS         | 20.690    | -0.830             | 27.040        | 16.650       |
| JARDINE C&C | 20.420    | -0.820             | 37.500        | 16.580       |
| UOB         | 20.270    | -0.670             | 26.777        | 17.125       |
| HAW PAR     | 9.940     | -0.430             | 14.390        | 9.160        |