

Invest

A free weekly e-Newsletter by SHAREINVESTOR.com

ISSUE

12

FRIDAY
19 JUNE 2020



Scan / Click Me To Register



Bursa Malaysia announces six new additions to FTSE4Good Index

02 MSWG urges PLCs to appoint independent moderators at virtual general meetings

VOLUME DISTRIBUTION CHART

03 Shariah Hot Stocks

04 Shariah Momentum Up Stocks

05 Hot Stocks

06 Up Trending Stocks

07 COMPANY SPOTLIGHT

09 INSIDER TRADES

13 LONG COMPANIES

14 INVESTOR RELATIONS

15 REGIONAL MARKETS



JT LOW

Full-Time Trading Coach
Founder & Director
of Stock Aid Sdn Bhd



PENJANA RM35billion

4 Sectors Will Benefit - Auto, Property, Plantations & Construction

Which companies to look out for? Join us to find out.



22nd June 2020



8.30pm



Free Entry

Webinar



Scan QR to Register
(FREE)

Click Here to Register
(FREE)



SHAREINVESTOR®

Invest with Knowledge

Corporate

Managing Director (Malaysia) & Publisher | **Edward Stanislaus**
edward@shareinvestor.com

Sales & Marketing

Director | **Elizabeth Tan**
elizabeth.tan@shareinvestor.com

Online IR

Manager | **Wang Ya Jun**
yajun.wang@shareinvestor.com

Advertising & Sponsorship Sales

Manager | **Geetha Perumal**
geetha@shareinvestor.com

Market Data Analytics: (marketdata.my@shareinvestor.com)

Manager | **Jeff Kum**
jeff.kum@shareinvestor.com

Asst Manager | **Foo Yong Jui**
yongjui.foo@shareinvestor.com

Coordinator | **Watie Nordin**

Market Data Analytics & Editorial

Data Analyst | **Stella Goh**
Data Analyst | **Evelyn Yong**

Marketing Communications

Marcomm Manager | **Danny Ng**

Creative & Design

Manager | **Andric See**
Asst. Manager | **Ivy Yap**
Web Developer | **Nurul Atiqah**
| **Aiman Jasmin**
| **Izwan Rusli**
| **Hamed Bohloul**

IT Apps

Project Manager | **Amir Yusoff**
Sr. Software Engineer | **Mohd. Qasem**
Sr. Software Engineer | **Andrey Antonov**
Software Engineer | **Lian Kok Keong**

Finance & HR

Accountant | **Emily Tan**
Accounts Executive | **Jessie Ho**

Shareinvestor Holdings

Chairman | **Patrick Daniel**
Group CEO | **Christopher Lee**
Group COO | **Lim Dau Hee**
Group CFO | **Teo Siew May**

Integrity in our dealings with others

Decisions through Collective **Leadership**

CORE VALUES

Relentless FOCUS on **Customer Satisfaction**

SUCCESS through our **People**

GIVE A MAN A FISH AND YOU FEED HIM FOR A DAY; TEACH A MAN TO FISH AND YOU FEED HIM FOR A LIFETIME

SI Portal.com Sdn Bhd (200001023956) (526564-M)
Unit No. DF2-07-03A, Level 7,
Persoft Tower, 6B Persiaran Tropicana,
47410 Petaling Jaya, Selangor Darul Ehsan.

Hotline : 603 7803 1791
Mobile : 011 6343 8939
Fax : 603 7803 1792

Website : www.ShareInvestor.com.my
www.ShareInvestorHoldings.com
www.Facebook.com/ShareInvestorMalaysia

ADVERTISEMENT ENQUIRY

Bursa Malaysia announces six new additions to FTSE4Good Index

Bursa Malaysia Bhd announced the addition of six companies and deletion of two companies in the FTSE4Good Bursa Malaysia Index (F4GBM). The F4GBM Index measures the performance of PLCs demonstrating strong environmental, social and governance (ESG) practices. The six additions are Bermaz Auto, Duopharma Biotech, Inari Amertron, Karex, RCE Capital and Star Media Group while the two deletions are Parkson Holdings and UMW Holdings. Bursa Malaysia and FTSE Russell have been conducting outreach programmes to encourage and support companies in improving their ESG disclosures and practices. With this latest review, the total number of constituent companies is at 73, reflecting a 204 percent increase since its launch in 2014. The F4GBM Index constituents are drawn from the companies on the FTSE Bursa Malaysia EMAS Index, comprising PLCs from across the small, medium and large market capitalisation segments.

The Minority Shareholders Watch Group (MSWG) has called upon public-listed companies (PLCs) to appoint independent moderators at virtual general meetings to boost the transparency of Q&A sessions. PLCs have had to embrace technology in an unprecedented manner by having to hold their AGMs fully virtual online. According to MSWG CEO Devanesan Enanson, corporate representatives of MSWG have encountered cases of PLCs skipping questions posed to the PLC via the query box during the live streaming process of the virtual general meetings. And that subsequent to the virtual AGM, shareholders may sometimes get feedback from the PLC that the PLC was not able to address the question during the virtual general meeting due to 'lagging' or 'buffering', hence shareholders sometimes do not get their questions answered. More often than not since the moderator is the company secretary or an employee of the PLC, MSWG expressed its concern that PLCs would conveniently 'overlook' questions asked by shareholders, especially those that are 'hard-hitting, sensitive or controversial'. Hence the presence of independent moderators will lead to more fair, objective and impartial Q&A sessions that will better replicate the experience of a physical meeting. To help prevent incidents of questions being overlooked by the board, MSWG also suggested presenting all questions on screen during the general meeting so that all shareholders see what questions are being asked. It also foresees virtual meetings becoming the preferred choice of the PLC (no longer a choice by necessity) which means the transparency of Q&A sessions are essential.

Malaysia's RM35 billion short term Economy Recovery Package (ERP) called 'Penjana' was announced recently. To have a better insight on the sectors and companies that stand to benefit from this, please register for ShareInvestor's free webinar on Monday 22 June at 8.30pm hosted by JT Low, a full time trading coach and the Founder-Director of Stock Aid Sdn Bhd.

Meanwhile Honda Malaysia has issued a product recall for 55,354 vehicles to replace the fuel pump as a precautionary measure, in line with the carmaker's global fuel pump recall. Among the affected models are the Accord produced in 2018, BR-V (2018), City (2019), City (HEV) (2019), Civic (2018), CR-V (2018 & 2019), HR-V

MSWG urges PLCs to appoint independent moderators at virtual general meetings

(2018), HR-V (HEV) (2018), Jazz (2019) and Jazz (HEV) (2019). The company believes this product recall is necessary as a preventive measure to address the possibility of loss of engine power or vehicle stalling. Honda Malaysia urges all affected customers to contact any Honda authorised dealer to make an appointment upon receipt of notification to replace the fuel pump subject to parts availability. The company said the replacement of the affected fuel pump, of which stock will be available in stages, is free of charge and all costs related to this replacement activity will be borne by the automaker. As the Honda toll-free number is undergoing technical maintenance, the company said vehicle owners could obtain more information on this product recall by contacting any Honda authorised dealer or log on to www.honda.com.my to check the status of their vehicles.

Ambank in its research expects the ringgit's movement to come under pressure as the US dollar strengthened on the back of geopolitical concerns involving border skirmishes between Chinese and Indian troops, fresh provocation by Pyongyang as well as the ongoing Covid-19 pandemic. However the central bank will use its 'full range of tools' to cushion households and businesses. The ringgit is expected to trade between the support levels of 4.2509 and 4.2673 while resistance is pinned at 4.2944 and 4.3126. Compared to major currencies, the ringgit rose mostly higher against major currencies, strengthening against the euro at 0.55%, British pound at 0.53%, 0.19% against the Australian dollar and appreciated 0.08% against the Singapore dollar, year-to-date. However, regionally the ringgit closed lower by 0.44% against Japanese yen, slid 0.06% against Thai baht, 0.20% to Philippine peso.

This week, on Thursday (18Jun), the Ringgit was 4.2755 against USD from 4.2725 on Monday (15Jun). Meanwhile, the Ringgit was 3.0709 to the Sing Dollar on Thursday (18Jun).

On Monday (15Jun), the FBM KLCI shed 47.19 points or 3.05% to 1498.83 from previous Friday's close of 1546.02. But as at Friday (19Jun) 10:00am, the FBM KLCI has recovered to 1508.67 from the lowest point of the week which follows the global markets recovery from the Monday drop.



Leaderboard www.shareinvestor.com - market data at your fingertips

ShareInvestor WebPro (www.shareinvestor.com/my)
Prices > Stock Prices > Bursa > click Stocks tab

- mouse over Ranking > select Top Active > all Shariah stocks are denoted with an [S] > mouse over Column Layout > select Edit Customs > select Name > select Volume > select Last Done Price > Mouse Over Column Layout > select Custom
- mouse over Ranking > select Top Turnover > all Shariah stocks are denoted with an [S] > mouse over Column Layout > select Edit Customs > select Name > select Last Done Price > select Value > Mouse Over Column Layout > select Custom
- mouse over Ranking > select Top Gainers (Over 5 Trading Days) > mouse over Column Layout > select Edit Customs > select Name > select Volume > select Last Done Price > select 5 Days Change > Mouse Over Column Layout > select Custom
- mouse over Ranking > select Top Losers (Over 5 Trading Days)
- mouse over Ranking > select Top % Gainers (Over 5 Trading Days)
- mouse over Ranking > select Top % Losers (Over 5 Trading Days)

Shariah Top Actives
(as at yesterday)

Name	Price (RM)	Volume
MQTECH [S]	0.040	1,929,260
MINETEC [S]	0.310	1,214,286
MTOUCHE [S]	0.075	994,425
CONNECT [S]	0.345	975,662
DSOINIC [S]	1.520	923,538
MYEG [S]	1.530	843,013
PDZ [S]	0.040	809,466
JAG [S]	0.070	794,801
HIBISCS [S]	0.650	691,420
PRESBHD [S]	0.485	686,140

Shariah Top Turnover
(as at yesterday)

Name	Price (RM)	Value (RM)
TOPGLOV [S]	14.700	618,885,460
SUPERMX [S]	6.930	350,740,087
DSOINIC [S]	1.520	135,467,873
HARTA [S]	11.500	131,968,226
MYEG [S]	1.530	129,259,821
COMFORT [S]	2.720	66,390,789
BURSA [S]	7.430	58,831,283
CAREPLS [S]	1.270	49,219,485
KOSSAN [S]	7.950	47,615,089
HIBISCS [S]	0.650	44,876,082

Top Gainers
(over 5 Trading days as at yesterday)

Name	Price (RM)	Change (RM)
SAM	6.650	+0.620
JHM	1.260	+0.385
GREATEC	3.970	+0.270
SCOMNET	1.260	+0.270
KPOWER	2.350	+0.250
SKPRES	1.380	+0.250
IMASPRO	2.330	+0.220
FIHB	0.610	+0.205
DSOINIC	1.520	+0.190
MANULFE	2.230	+0.170

Top % Gainers
(over 5 Trading days as at yesterday)

Name	Price (RM)	Change (%)
ANZO	0.085	+88.89
BARAKAH	0.035	+75.00
MQTECH	0.040	+60.00
PRESBHD	0.485	+51.56
FIHB	0.610	+50.62
PHB	0.015	+50.00
DOLMITE	0.130	+44.44
JHM	1.260	+44.00
HBGLOB	0.100	+42.86
DOLPHIN	0.095	+35.71

Top Losers
(over 5 Trading days as at yesterday)

Name	Price (RM)	Change (RM)
TOPGLOV	14.700	-2.000
SUPERMX	6.930	-1.320
KOSSAN	7.950	-1.150
CARLSBG	23.600	-0.980
HLFG	14.120	-0.960
HARTA	11.500	-0.940
PETDAG	21.060	-0.940
BURSA	7.430	-0.900
PETGAS	17.300	-0.640
MFCB	6.000	-0.600

Top % Losers
(over 5 Trading days as at yesterday)

Name	Price (RM)	Change (%)
DAYA	0.005	-50.00
TRIVE	0.005	-50.00
PERMAJU	0.525	-30.92
SJC	0.365	-23.96
ACOSTEC	0.375	-23.47
SHCHAN	0.230	-22.03
AT	0.125	-21.88
ARK	0.180	-20.00
TALAMT	0.020	-20.00
JAG	0.070	-17.65

Disclaimer: The information on this page is provided as a service to readers. It does not constitute financial advice and/or any investment recommendations. Past performance is not indicative of future results. We assume no liability for damages resulting from or arising out of the use of such information. It would be best if you did your own research to make your personal investment decisions wisely or consult a licenced investment advisor.

SHARIAH HOT STOCKS

Price & Volume Distribution Charts (As at yesterday)

Definition

Shariah compliant stocks with Technical Analysis showing the closing price Yesterday is higher than previous closing price and 5-days Moving Average Price with Volume Spike

Chart Guide

Volume Distribution Chart is a statistical interpretation of the current sentiment on each stock in graphical format. The highest bar categorized as >150k is likely to be traded by institutions or super dealers, while the lowest bar categorized as <15k usually represents retail investors. "Buy Up" refers to more buyers snatching up the lots queued at selling price. "Sell Down" refers to sellers selling their shares to the buying queue



ShareInvestor WebPro > Screener > Market Screener (FA & TA) > select BURSA > add criteria > click Add Criteria

A. Criteria

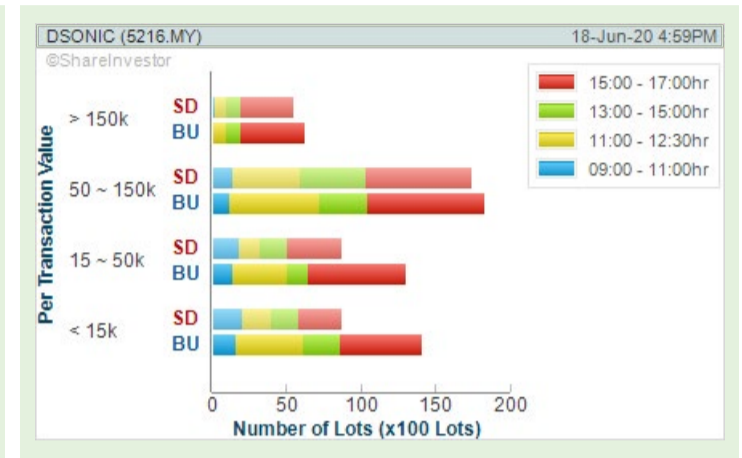
- Fundamental Analysis Conditions tab > select (i) Revenue
- Technical Analysis Conditions tab select (ii) Moving Average Below Close (iii) select ADX Trend (iv) select Bullish ADX +DI/-DI (v) select Volume Spike (vi) select RSI Overbought
- Prices & Other Conditions tab > select (vii) Is Shariah Compliant

B. Conditions (Criteria Filters)

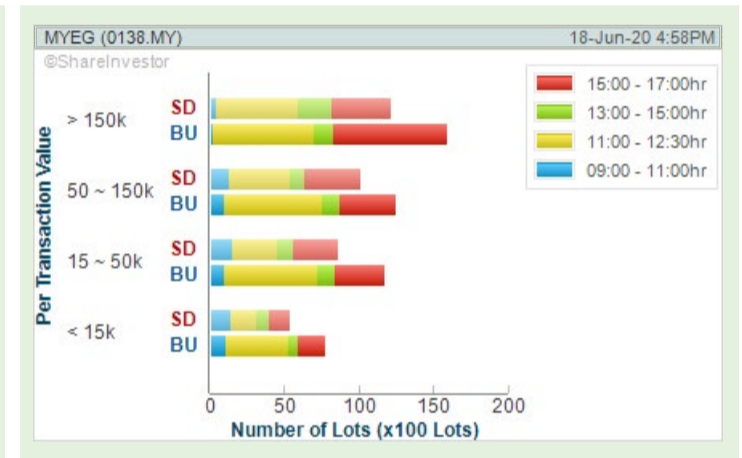
- Revenue - select (more than) type (1) for the past select (1) financial years)
- Moving Average Below Close - select (MA) type (5) below close price for type (1) days
- ADX Trend - ADX type (5) type (1) above type (20) for type (1) days
- Bullish ADX +DI/-DI - ADX type (5) type (1): +DI above -DI
- Volume Spike - Volume type (1) times greater than type (5) days average
- RSI Overbought - RSI type (1) above (99) for (1) days
- Is Shariah Compliant - select Yes

> click Save Template > Create New Template type (Shariah Hot Stocks) > click Create > click Save Template as > select Shariah Hot Stocks > click Save > click Screen Now (may take a few minutes) > Sort By: Select (Vol) Select (Desc) > Mouse over stock name > Charts > click Interactive Charts or Volume Distribution

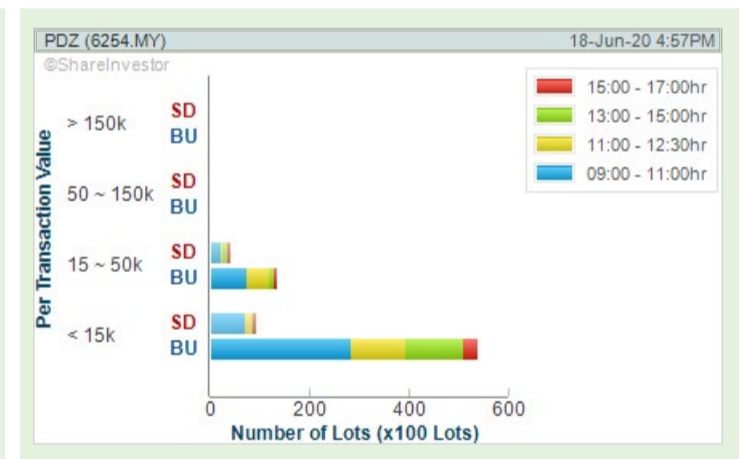
DATASONIC GROUP BERHAD (5216)



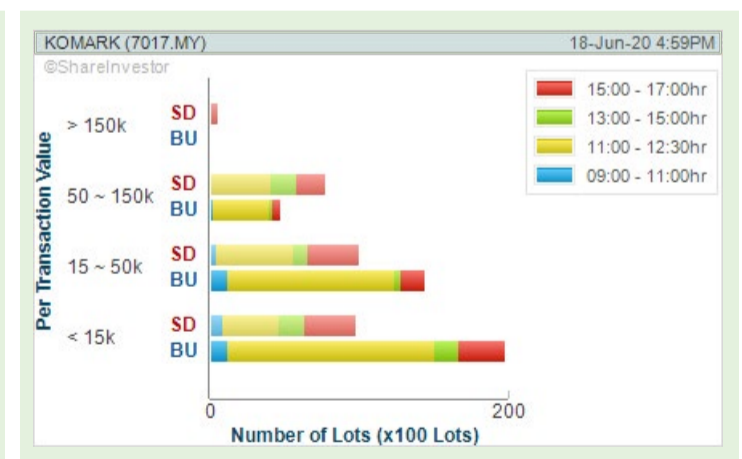
MY E.G. SERVICES BERHAD (0138)



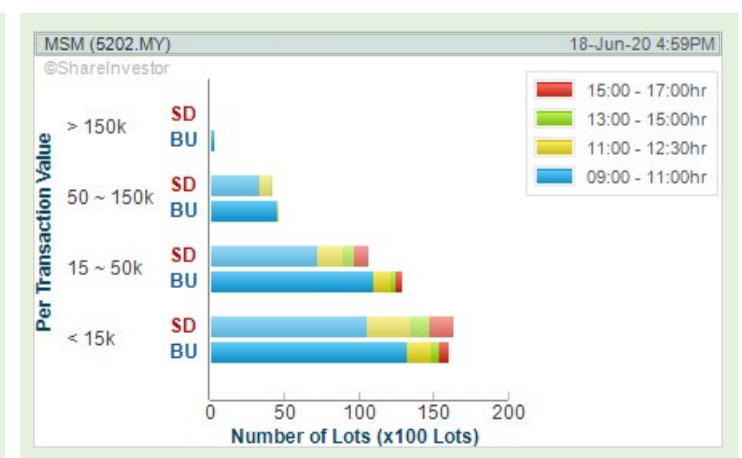
PDZ HOLDINGS BERHAD (6254)



KOMARKCORP BERHAD (7017)



MSM MALAYSIA HOLDINGS BERHAD (5202)



SHARIAH MOMENTUM UP STOCKS

Price & Volume Distribution Charts (As at yesterday)

Definition

Shariah compliant stocks with Technical Analysis showing Bullish Momentum and Price Uptrend. The share price closed at the highest price yesterday. Both the highest and lowest price were higher than the previous day's highest and lowest price.

Chart Guide

Volume Distribution Chart is a statistical interpretation of the current sentiment on each stock in graphical format. The highest bar categorized as >150k is likely to be traded by institutions or super dealers, while the lowest bar categorized as <15k usually represents retail investors. "Buy Up" refers to more buyers snatching up the lots queued at selling price. "Sell Down" refers to sellers selling their shares to the buying queue.

SHAREINVESTOR WEBPRO
step-by-step GUIDE

ShareInvestor WebPro > Screener > Market Screener (FA & TA) > select BURSA > add criteria

A. Criteria

- Fundamental Analysis Conditions tab: select (i) Revenue
- Technical Analysis Conditions tab: select (ii) Stochastic Overbought (iii) select Bullish ADX +DI/-DI (iv) select Average Volume (v) select RSI Overbought
- Prices & Other Conditions tab: select (vi) Last Done Price (vii) select Is Shariah Compliant

> click Add Criteria

B. Conditions

- Revenue - select (more than) type (1) for the past select (1) financial year(s)
- Stochastic Overbought - FatSO type (1), type (1) above type (99) for type (1) days
- Bullish ADX+DI/-DI - ADX Type (1), type (1); +DI above -DI
- Average Volume - type (1) days average volume greater than type (1000) lots
- RSI Overbought - RSI type (1) above (99) for (1) days
- Last Done Price - select (more than) type (0,3)
- Is Shariah Compliant - select Yes

> click Save Template > Create New Template type (Shariah Momentum Up Stocks) > click Create

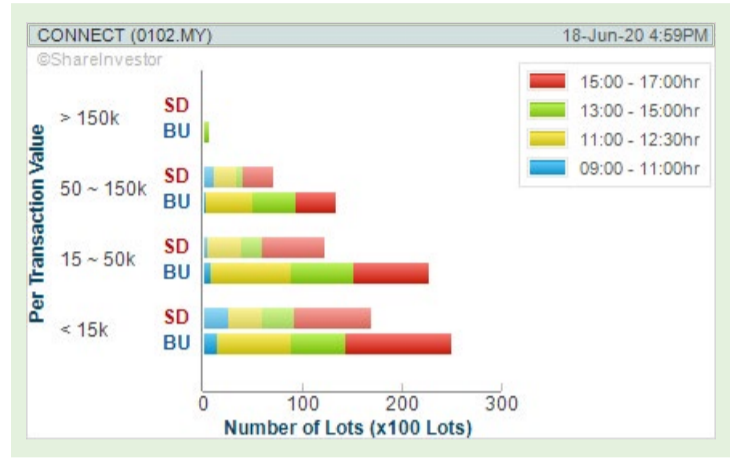
> click Save Template as > select Shariah Momentum Up Stocks > click Save

> click Screen Now (may take a few minutes)

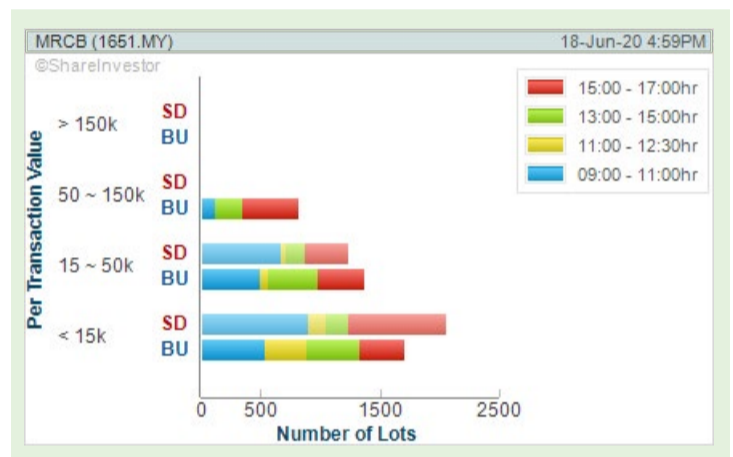
Sort By: Select (Vol) Select (Desc)

Mouse over stock name > Charts > click Interactive Charts tab or Volume Distribution

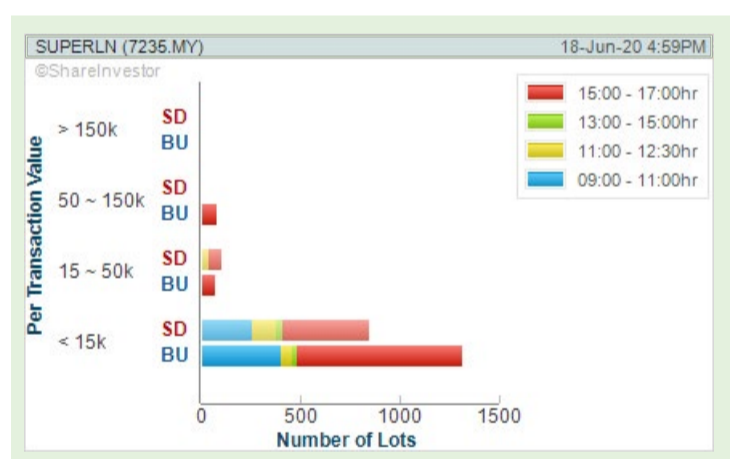
CONNECTCOUNTY HOLDINGS BERHAD (0102)



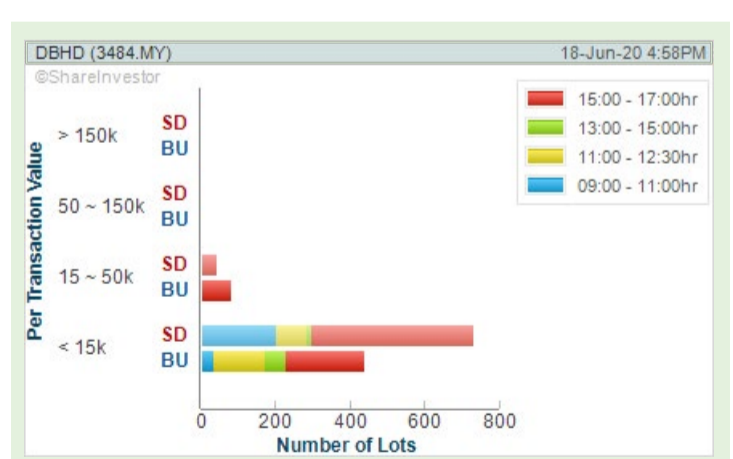
MALAYSIAN RESOURCES CORPORATION BERHAD (1651)



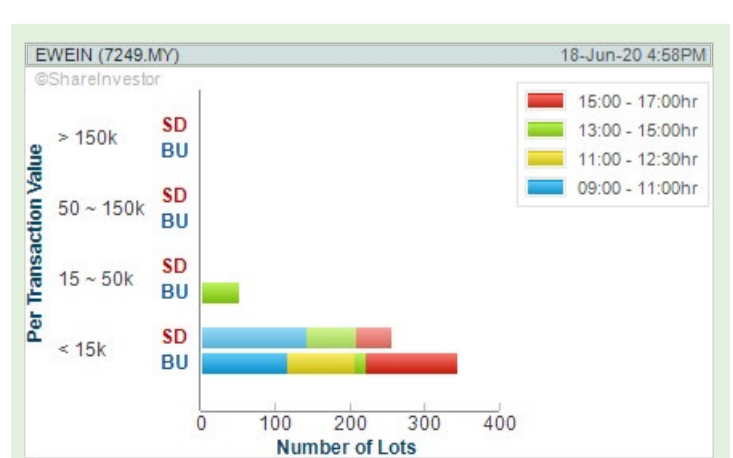
SUPERLON HOLDINGS BERHAD (7235)



DAMANSARA REALTY BERHAD (3484)



EWEIN BERHAD (7249)



HOT STOCKS

Price & Volume Distribution Charts (Over 5 trading days as at yesterday)

Definition

Non-Shariah compliant stocks with Technical Analysis showing the closing price Yesterday is higher than previous closing price and 5-days Moving Average Price with Volume Spike

Chart Guide

Volume Distribution Chart is a statistical interpretation of the current sentiment on each stock in graphical format. The highest bar categorized as >150k is likely to be traded by institutions or super dealers, while the lowest bar categorized as <15k usually represents retail investors. "Buy Up" refers to more buyers snatching up the lots queued at selling price. "Sell Down" refers to sellers selling their shares to the buying queue.

ShareInvestor WebPro > Screener > Market Screener (FA & TA) > select BURSA > add criteria

A. Criteria

- Fundamental Analysis Conditions tab > select (i) Revenue
- Technical Analysis Conditions tab select (ii) Moving Average Below Close (iii) select Volume Spike (iv) select RSI Overbought
- Price & Other Conditions tab > select (v) Is Shariah Compliant

> click Add Criteria

B. Conditions

- Revenue - select (more than) type (1) for the past select (1) financial years)
- Moving Average Below Close - select (MA) type (5) below close price for type (1) days
- Volume Spike - Volume type (1) times greater than type (5) days average
- RSI Overbought - RSI type (1) above (99) for (1) days
- Is Shariah Compliant - select No

> click Save Template > Create New Template type (Non-Shariah Hot Stocks) > click Create

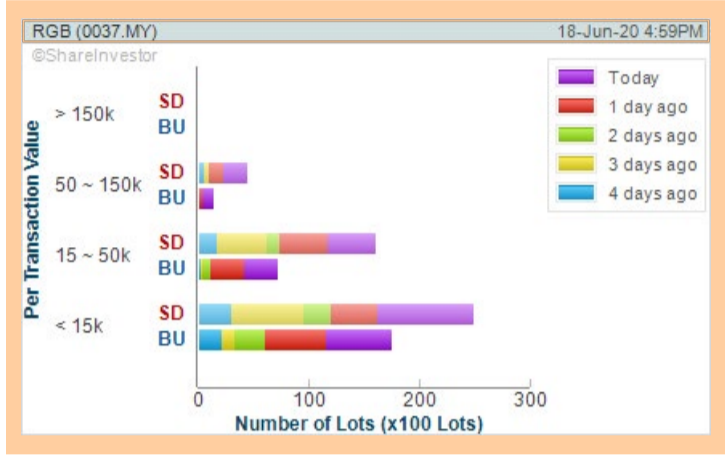
> click Save Template as > select Non-Shariah Hot Stocks > click Save

> click Screen Now (may take a few minutes)

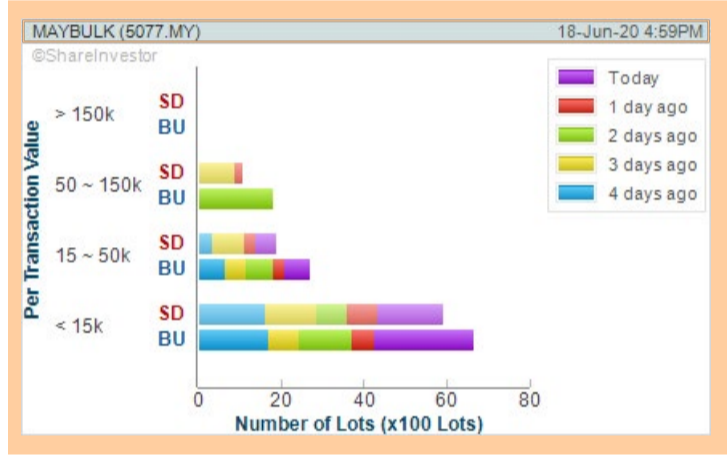
> Sort By: Select (Vol) Select (Desc)

> Mouse over stock name > Charts > click Interactive Charts tab or Volume Distribution

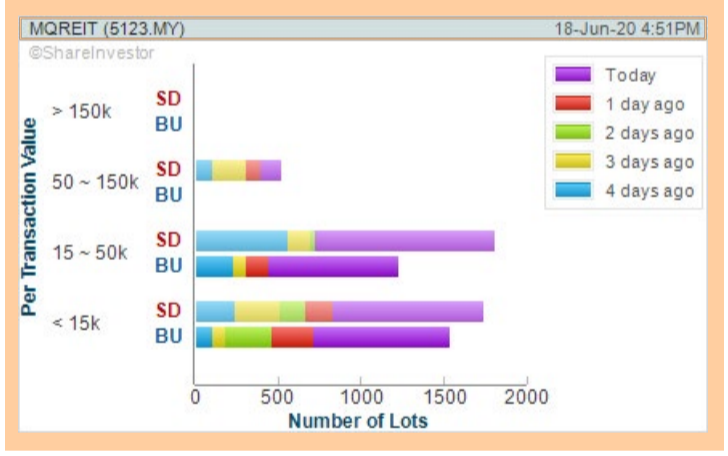
RGB
INTERNATIONAL
BERHAD
(0037)



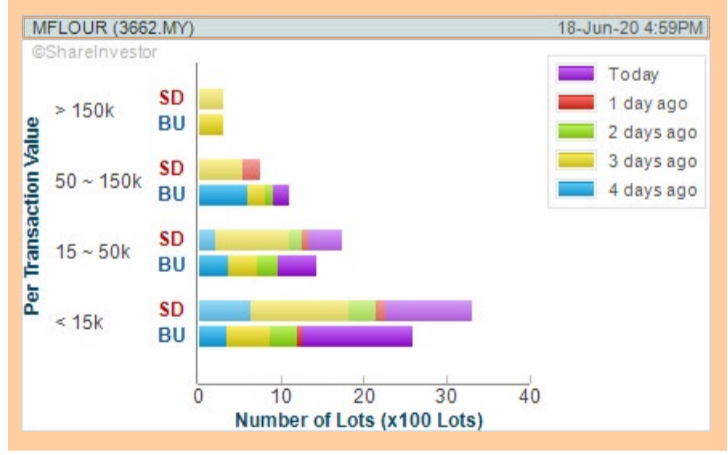
MALAYSIAN
BULK
CARRIERS
BERHAD
(5077)



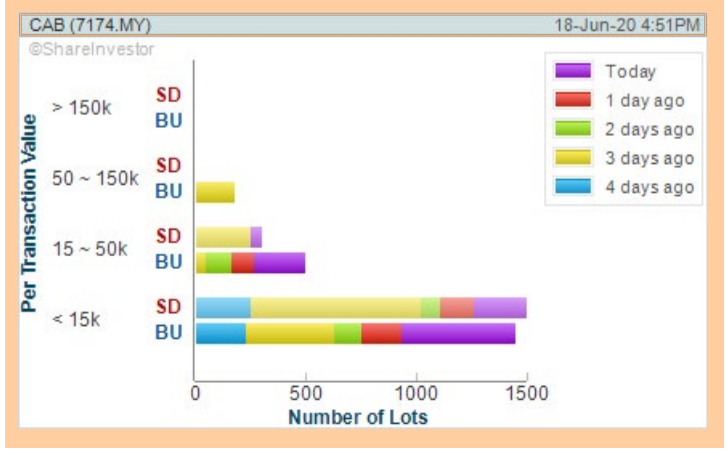
MRCB-QUILL
REIT
(5123)



MALAYAN
FLOUR
MILLS
BERHAD
(3662)



CAB
CAKARAN
CORPORATION
BERHAD
(7174)



UP TRENDING STOCKS

Price & Volume Distribution Charts (Over 5 trading days as at yesterday)

Definition Stocks with Technical Analysis showing Bullish Momentum and Price Uptrend.

Chart Guide Volume Distribution Chart is a statistical interpretation of the current sentiment on each stock in graphical format. The highest bar categorized as >150k is likely to be traded by institutions or super dealers, while the lowest bar categorized as <15k usually represents retail investors. "Buy Up" refers to more buyers snatching up the lots queued at selling price. "Sell Down" refers to sellers selling their shares to the buying queue.

ShareInvestor WebPro > Screener > Market Screener (FA & TA) > select BURSA > add criteria

A. Criteria

- Fundamental Analysis Conditions tab >select (i) Revenue
- Technical Analysis Conditions tab (ii) select Moving Average Below Close (iii) select Average Volume (iv) select Bullish ADX +DI/-DI (v) select ADX Trend
- Prices & Other Conditions tab: select (vi) Last Done Price

> click Add Criteria

- Technical Analysis Conditions tab (vii) select Moving Average Below Close

> click Add Criteria

B. Conditions

- Revenue - select (more than) type (1) for the past select (1) financial year(s)
- Moving Average Below Close - select (MA) type (20) below close price for type (1) days
- Average Volume - type (5) days average volume type (1000) lots
- Last Done Price - select (more than) type (0.3)
- Moving Average Below Close - select (MA) type (40) below close price for type (1) days
- Bullish ADX - ADX type (20) type (1); +DI above -DI
- ADX Trend - ADX type (20), type (1) above type (20) for type (1) days

> click Save Template > Create New Template type (Non-Shariah Up-Trending Stocks) > click Create

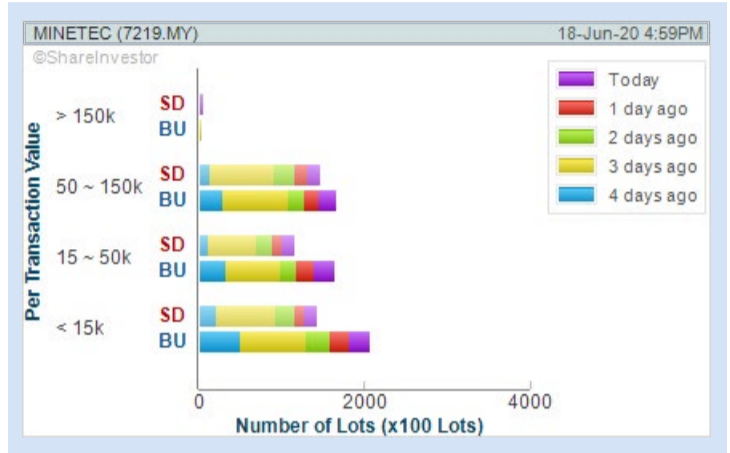
Click Save Template As > select Non-Shariah Up Trending Stocks > click Save

> click Screen Now (may take a few minutes)

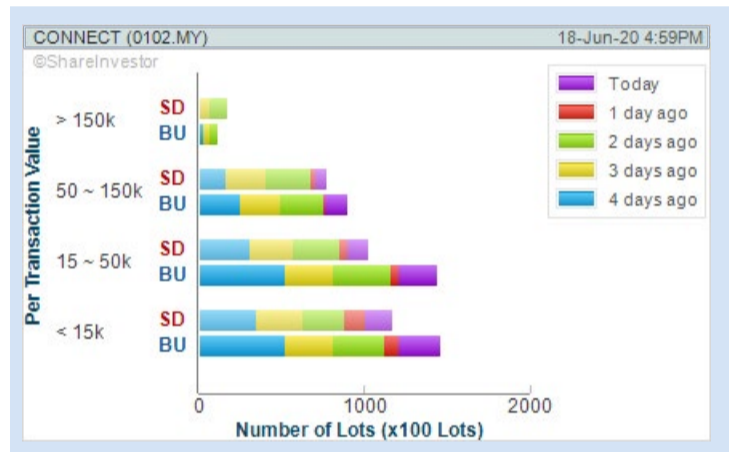
Sort By: Select (Vol) Select (Desc)

Mouse over stock name > Charts > click Interactive Charts tab or Volume Distribution

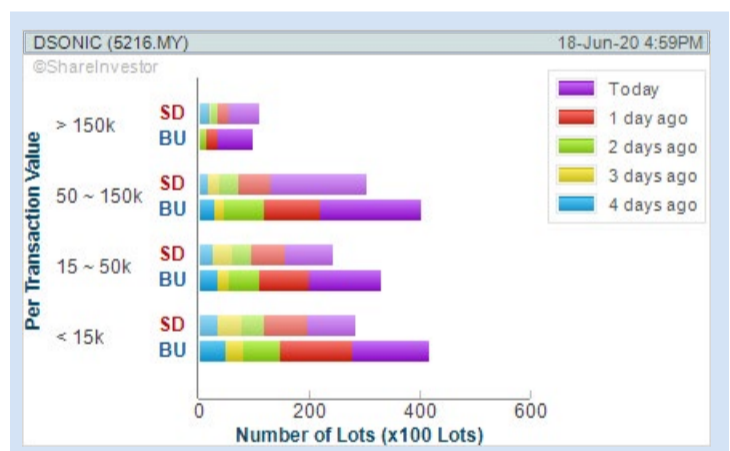
MINETECH RESOURCES BERHAD (7219)



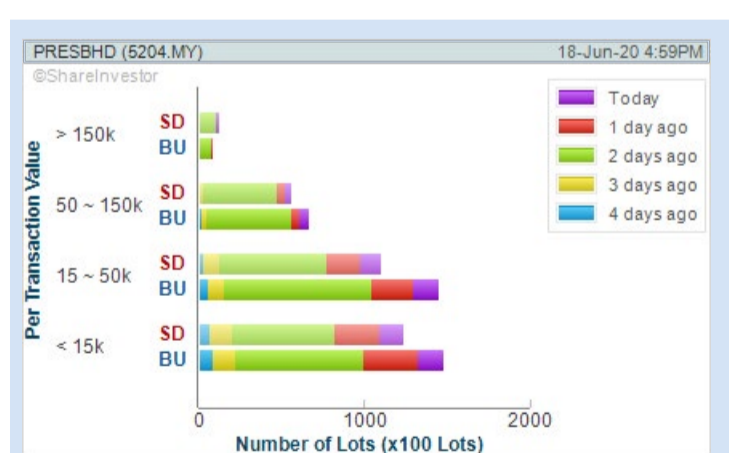
CONNECTCOUNTY HOLDINGS BERHAD (0102)



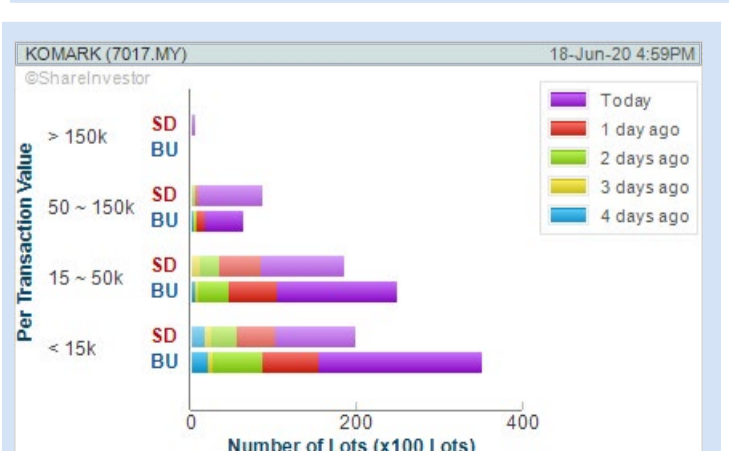
DATASONIC GROUP BERHAD (5216)



PRESTARIANG BERHAD (5204)



KOMARKCORP BERHAD (7017)



Formosa Prosonic Industries Berhad (9172)



OVERVIEW

Formosa Prosonic Industries Berhad (9172) is a high-quality sound system manufacturer with a team of audio experts each of whom has over 30 years experience in the design, manufacturing and marketing of sound system products to worldwide multinational companies.

Formally established in 1989, Formosa Prosonic Industries Berhad (FPI) was listed in the Main Market of Bursa Malaysia on 17th June 1994. FPI is headquartered in Malaysia with manufacturing facilities strategically located in Malaysia's Port Klang, Selangor and Sungai Petani, Kedah. FPI has also established a design and engineering centre in Taiwan.

BUSINESS MODEL

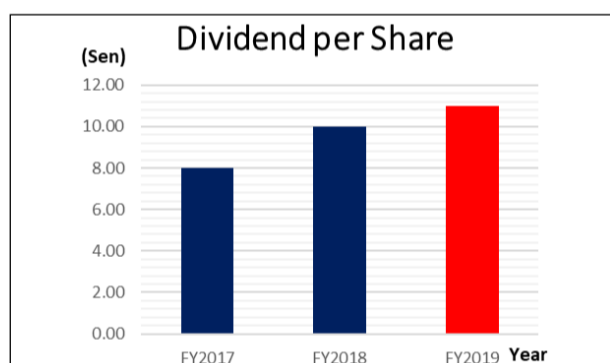
FPI specialises in Original Equipment Manufacturing (OEM) services including woodworking, plastic injection, driver units, PCB assembly and finished-products assembly as well as Original Design Manufacturing (ODM) services. These services are supported by proven engineering expertise, experience as well as reliable testing capabilities.

A wholly owned subsidiary, Acoustic Energy Limited which is based in Cirencester, United Kingdom, hosts their in-house brand name Acoustic Energy (AE). Acoustic Energy has been producing a wide range of awards-winning speaker system.

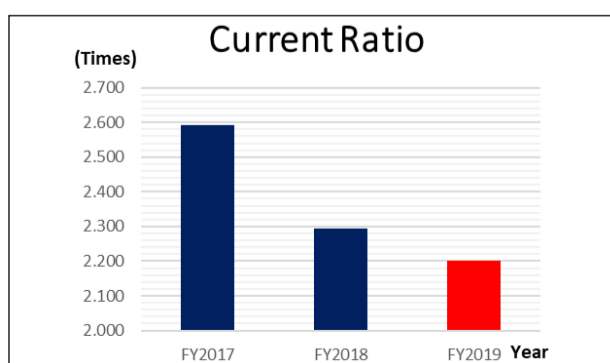
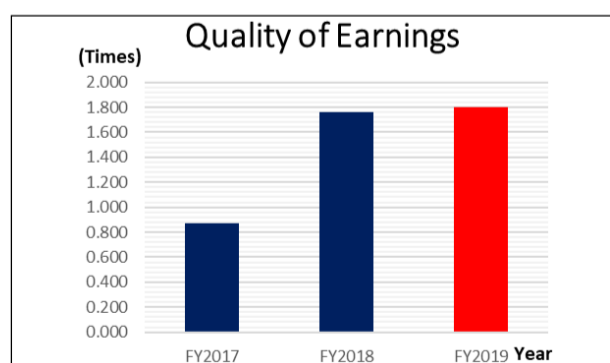
FPI is proud of its track record in product quality and services. It does this by working together with customers to provide support for product excellence, prompt feedback and strong service support. FPI values long-lasting relationships with its customers and has been in business with multinational and mid-sized companies in the home entertainment, audio, and musical instruments industries. Their customer list of renowned brands include Panasonic, Onkyo, Sharp, Sony, JVC and Kenwood to name a few brands names reflects FPI's quality and reliability.

FINANCIAL REVIEW

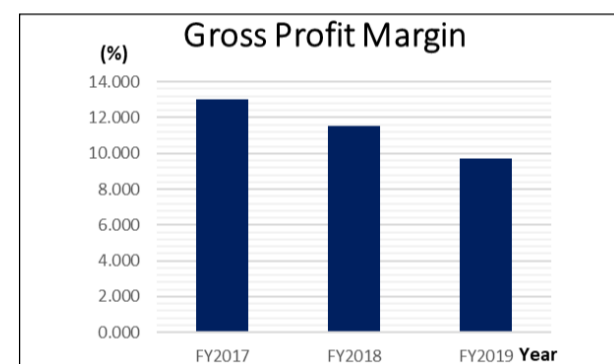
For FY2019, FPI has paid a final single-tier dividend of 11sen per ordinary share amounting to RM27,209,409 (dividend payout ratio of 65.2%) with a dividend yield of 6.47%. The total dividend paid in FY2019 is the highest over past 3 years supported by strong sales growth of 36.7% year-on-year for the full FY2019. *refer to Prospects & Challenges and Insight at the end of this article*



FPI has achieved growth in its Quality of Earnings over the past 3 years (1.801 times) in FY2019 compared to 1.764 times in FY2018 and 0.871 times in FY2017 indicating that the operating cash flow generated from the business is more than the net income suggesting that the business has strong cash flow and is financially sound.

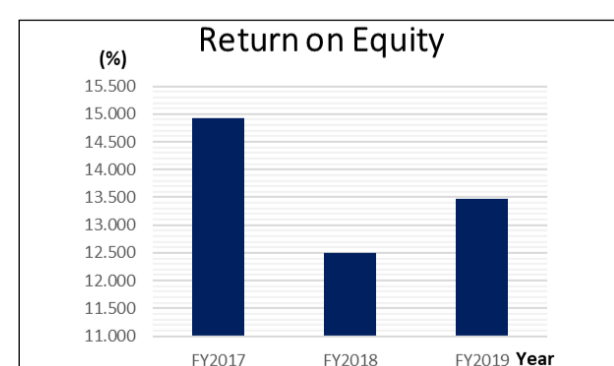


Based on the computation of liquidity ratio, FPI has a lower current ratio of 2.201 times in FY2019 compared to FY2018 and FY2017, although a slight decrease over the past 3 years indicating that the company has used some of its cash to fund the operation expenses. Still, the company has a healthy margin of current assets due to extremely low debt and a substantial amount of RM203.6 million in cash holding and bank balances.



FPI did face some challenges over the years due to geopolitical trade tension and disruption in supply chain affecting the gross profit margin. The company reported 9.7% gross profit margin in FY2019 which is lower than past 2 years.

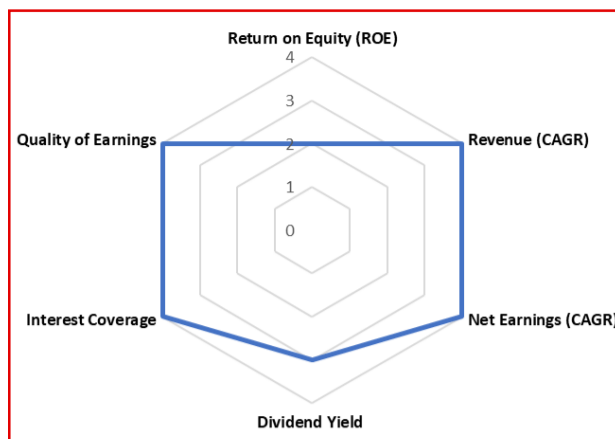
However FPI managed to offset the setback by achieving higher revenue in FY2019, an increase of revenue CAGR 30.62% over past 3 years. Without incurring substantial increase in operating cost, FPI managed to improve net earnings for the company with a growth in net earning CAGR 45.54% year-on-year.



FPI's Return on Equity (ROE) has improved marginally to 13.47% in FY2019 from 12.50% in FY2018 but lower than the 14.92% in FY2017. The

company was able to maintain the ROE at double digit indicating that the net income generated relative to the value of its equity in FY2019 was better as compared to FY2018.

FPI started borrowing in 2019 to improve its cash reserve but with low net debt to equity of 0.016 times, the company has more than enough cash to settle the debt if needed.



RATING SYSTEM

- Return on Equity (ROE) = **Average**
- Revenue [3 Years CAGR] = **Excellent**
- Net Earnings [3 Years CAGR] = **Excellent**
- Dividend Yield = **Good**
- Interest Coverage = **Excellent**
- Quality of Earnings = **Excellent**

CASH FLOW STATEMENT

FPI continued to display a strong balance sheet for FY2019. Financial position remained solid with net cash of RM203.6 million, an increase of 21.4% from RM167.7 million FY2018 mainly attributable to strong operating cash flow and lower capital expenditure. Total shareholders' funds amounted to RM310.0 million, an increase of 5.7% as compared to FY2018. Book value per share was higher at RM1.25 as compared to RM1.19 at FY2018, an increase of 5%.

The trade receivables turnover improved to 49 days from 61 days attributable to vigorous credit vetting and monitoring which was consistent with the terms granted. FPI is comfortable with the quality of the receivables and will continue to exercise due care in managing credit exposure. Inventory level remained largely unchanged despite significantly higher sales value.

This has resulted in reduced inventory turnover to 23 days from 31 days thus driving down inventory holding cost and reducing possible slow moving and obsolete inventory. These were achieved on the back of strong Just-In-Time (JIT) manufacturing including streamlining and synchronising the receiving store and incoming quality control (IQC) so that the incoming materials received are inspected in a JIT manner. IQC operations were reconfigured so that material

specifications and inspection samples are supplied directly to the inspection stations thereby reducing handling activities by inspectors.

PROSPECT AND CHALLENGES

FPI anticipates 2020 to be a very tough and challenging year in view of economic downturn due to COVID-19 and turmoil in the global market which have resulted in lower sales and higher operating costs, and barring unforeseen circumstances, FPI expects its performance for the financial year 2020 to be impacted.

Group Managing Director Shih Chao Yuan in the FY2019 annual report Director's statement mentioned that in order to strive and continue to survive so as to be able to compete in the market, FPI will have the following strategies:- to maintain focus on current customers by providing strong engineering back-up and improving professional labour to increase productivity; to pay extra attention to supply chain and work closely with suppliers' engineering to lower part cost; to maximize productivity and increase speed through enhanced product and process design capabilities; to further enhance and strengthen the quality control measures to further reduce costs and last but not least to continue to provide training for all engineers, business team and employees.

MY INSIGHT

Based on calculation of the Discounted Earnings Model, FPI has an intrinsic value of RM1.78. The current share price of FPI is RM1.40 which makes it an undervalued stock (as at 18 June 2020). FPI has a beta of 1.217 (500 days) indicating that the share price is more volatile than in longer term overall market movement. Based on computation of Capital Asset Pricing Model (CAPM) on 10 years period, FPI has an expected market return of 1.58%

FPI's with its strong management team will be expecting to drive the group into the next level in future. With most countries having to turn towards digitalisation which requires home-based learning and work from home (WFH), hence consumers will have to adopt technology and spend more time at home to appreciate the finer things in life. The resurgence in demand for high end consumer audio-visual products is expected to benefit FPI with its core business in audio products.

However with the global economy taking a hit due to COVID-19 pandemic, many analysts foresee that it will take more than 10 years for a full recovery to pre-pandemic era. FPI's business as with many other businesses will not be spared. Investors need to consider the uncertainties ahead and take into account the new normal which still unknown.

Formosa Prosonic Industries Berhad Share Price Over 3 Years



Disclaimers

The research, information and financial opinions expressed in this article are purely for information and educational purpose only. We do not make any recommendation for the intention of trading purposes nor is it an advice to trade. Although best efforts are made to ensure that all information is accurate and up to date, occasionally errors and misprints may occur which are unintentional. It would help if you did not rely upon the material and information in this article. We will not be liable for any false, inaccurate, incomplete information and losses or damages suffered from your action. It would be best if you did your own research to make your personal investment decisions wisely or consult your investment advisor.

SHAREINVESTOR STATION

The Stock Markets at Your Fingertips

Scan the QR Code to get started

18 Days FREE Trial

Consensus Estimates

Customizable Market Screener

Intrinsic Value Calculator

Multiple Dynamic Charts

Power Frame

Ownership Tracker

Order Flow Tracking

Insider Trades

Definition

Insider Trades shows the trades made by substantial shareholders or directors of the company. Purchases by the directors and company share buyback may indicate the share price is undervalued and brings confidence to the price trend of the share price.



ShareInvestor WebPro > Fundamental > Insider Trades > click Search tab > Select Bursa > click Stock name > scroll up and leave at <Select Counter> Type Date Range for Announcement Date > click Search

Notice Date (9 June - 12 June 2020)				
Effective Change Date	Stock Name	Buyer/ Seller Name [Classification]	Bought / (Sold) ['000]	No. of Shares After Trade ['000]
			Total	Total
04 Jun 2020 - 04 Jun 2020	3A	Teo Kwee Hock [SSH]	274	31,912 6.509
09 Jun 2020 - 09 Jun 2020	ABMB	Employees Provident Fund Board [SSH]	-864	213,064 13.763
05 Jun 2020 - 05 Jun 2020	ABMB	Employees Provident Fund Board [SSH]	-322	213,927 13.819
05 Jun 2020 - 05 Jun 2020	ACO	Dr Ng Kok Chiang [DIR/CEO]	-200	
09 Jun 2020 - 09 Jun 2020	ACOSTEC	Chang Yi Charles [SSH]	-9,000	
28 May 2020 - 28 May 2020	ACOSTEC	Chang Yi Charles [SSH]	10,000	10,000 5.143
10 Jun 2020 - 10 Jun 2020	ADVENTA	Toh Seng Thong [DIR/CEO]	-20	160 0.105
04 Jun 2020 - 05 Jun 2020	ADVENTA	Kwek Siew Leng [DIR/CEO]	-150	800 0.524
09 Jun 2020 - 11 Jun 2020	ADWPKG	Peter Ling Ee Kong [SSH]	6	1,136 5.946
09 Jun 2020 - 09 Jun 2020	AEM	Yee Yit Yang [SSH]	-8,100	
09 Jun 2020 - 09 Jun 2020	AEM	Teng Kok Leong [SSH]	-11,172	
04 Jun 2020 - 04 Jun 2020	AIRPORT	Employees Provident Fund Board [SSH]	-359	236,838 14.274
03 Jun 2020 - 03 Jun 2020	AIRPORT	Employees Provident Fund Board [SSH]	-1,293	237,197 14.296
09 Jun 2020 - 09 Jun 2020	AMBANK	Employees Provident Fund Board [SSH]	-1,738	321,982 10.701
05 Jun 2020 - 05 Jun 2020	AMBANK	Employees Provident Fund Board [SSH]	-863	323,721 10.759
11 Jun 2020 - 11 Jun 2020	AMWAY	Kumpulan Wang Persaraan (diperbadankan) [SSH]	-11	15,107 9.191
10 Jun 2020 - 10 Jun 2020	AMWAY	Kumpulan Wang Persaraan (diperbadankan) [SSH]	-10	15,118 9.197
11 Jun 2020 - 11 Jun 2020	ASIAPLY	Lim Teck Seng [DIR/CEO]	-100	
10 Jun 2020 - 10 Jun 2020	ASIAPLY	Lim Teck Seng [DIR/CEO]	-1,850	100 0.022
09 Jun 2020 - 09 Jun 2020	ASIAPLY	Lim Teck Seng [DIR/CEO]	-550	1,950 0.422
05 Jun 2020 - 05 Jun 2020	ASIAPLY	Lim Teck Seng [DIR/CEO]	-1,900	2,500 0.542
09 Jun 2020 - 09 Jun 2020	ASTRO	Employees Provident Fund Board (epf) [SSH]	3,000	390,026 7.48
05 Jun 2020 - 05 Jun 2020	ASTRO	Employees Provident Fund Board (epf) [SSH]	3,578	387,026 7.422
03 Jun 2020 - 03 Jun 2020	ASTRO	Employees Provident Fund Board (epf) [SSH]	271	383,448 7.353
09 Jun 2020 - 09 Jun 2020	AXIATA	Employees Provident Fund Board [SSH]	3,271	1,581,620 17.25
05 Jun 2020 - 05 Jun 2020	AXIATA	Employees Provident Fund Board [SSH]	1,884	1,578,349 17.214
04 Jun 2020 - 04 Jun 2020	AXIATA	Employees Provident Fund Board [SSH]	1,464	1,576,464 17.193
03 Jun 2020 - 03 Jun 2020	AXIATA	Employees Provident Fund Board [SSH]	444	1,575,000 17.177
09 Jun 2020 - 09 Jun 2020	AXREIT	Employees Provident Fund Board [SSH]	461	159,420
05 Jun 2020 - 05 Jun 2020	AXREIT	Employees Provident Fund Board [SSH]	993	158,958
03 Jun 2020 - 03 Jun 2020	AXREIT	Employees Provident Fund Board [SSH]	-32	157,966
10 Jun 2020 - 10 Jun 2020	BAHVEST	Lo Fui Ming [DIR/CEO]	-1,200	189,285 15.43
10 Jun 2020 - 10 Jun 2020	BAHVEST	Lo Fui Ming [SSH]	-1,200	189,197
11 Jun 2020 - 11 Jun 2020	BAUTO	Kumpulan Wang Persaraan (diperbadankan) [SSH]	1,454	76,655 6.595
09 Jun 2020 - 09 Jun 2020	BAUTO	Employees Provident Fund Board [SSH]	1,341	194,573 16.742
05 Jun 2020 - 05 Jun 2020	BAUTO	Employees Provident Fund Board [SSH]	1,349	193,232 16.627
05 Jun 2020 - 05 Jun 2020	BAUTO	Kumpulan Wang Persaraan (diperbadankan) [SSH]	-596	75,200 6.47
09 Jun 2020 - 09 Jun 2020	BIMB	Employees Provident Fund Board [SSH]	-79	229,733 12.815
05 Jun 2020 - 05 Jun 2020	BIMB	Employees Provident Fund Board [SSH]	-111	229,812 12.82
04 Jun 2020 - 04 Jun 2020	BIMB	Employees Provident Fund Board [SSH]	-650	229,923 12.826
11 Jun 2020 - 11 Jun 2020	BIOHLDG	Syed Jalaludin Bin Syed Salim [DIR/CEO]	-500	500 0.053
09 Jun 2020 - 09 Jun 2020	BIOHLDG	Syed Jalaludin Bin Syed Salim [DIR/CEO]	1,000	1,000 0.106
05 Jun 2020 - 05 Jun 2020	BIPORT	Kumpulan Wang Persaraan (diperbadankan) [SSH]	-15	42,190
04 Jun 2020 - 05 Jun 2020	BJFOOD	Vincent Tan Chee Youn [SSH]	534	242,518 68.563
04 Jun 2020 - 05 Jun 2020	BJFOOD	Berjaya Group Berhad [SSH]	534	195,900 55.383
04 Jun 2020 - 05 Jun 2020	BJFOOD	Berjaya Corporation Berhad [SSH]	534	195,900 55.383
10 Jun 2020 - 11 Jun 2020	BONIA	Albizia Asean Opportunities Fund [SSH]	-996	15,229 7.76
09 Jun 2020 - 09 Jun 2020	BONIA	Albizia Asean Opportunities Fund [SSH]	-570	16,225 8.22
09 Jun 2020 - 09 Jun 2020	BURSA	Employees Provident Fund Board [SSH]	711	52,273 6.465
05 Jun 2020 - 05 Jun 2020	BURSA	Employees Provident Fund Board [SSH]	-527	51,563 6.378
04 Jun 2020 - 04 Jun 2020	BURSA	Employees Provident Fund Board [SSH]	-2,896	52,089 6.443
05 Jun 2020 - 05 Jun 2020	BURSA	Kumpulan Wang Persaraan (diperbadankan) [SSH]	15	102,134 12.632
03 Jun 2020 - 03 Jun 2020	BURSA	Employees Provident Fund Board [SSH]	-1,802	54,986 6.801
09 Jun 2020 - 09 Jun 2020	CAREPLS	Lim Kwee Shyan [SSH]	200	133,924 25.204
09 Jun 2020 - 09 Jun 2020	CAREPLS	Lim Kwee Shyan [DIR/CEO]	200	133,924 25.204
09 Jun 2020 - 09 Jun 2020	CAREPLS	Ng Shu Si [SSH]	200	133,924 25.204
10 Jun 2020 - 10 Jun 2020	CHHB	Tan Bee Hong [SSH]	24,511	24,511 17.919
10 Jun 2020 - 10 Jun 2020	CHHB	Lee Kim Tiong @ Lee Kim Yew [SSH]		20,289 14.833
10 Jun 2020 - 10 Jun 2020	CHHB	Lee Kim Tiong @ Lee Kim Yew [DIR/CEO]		20,289 14.833
11 Jun 2020 - 11 Jun 2020	CHINHN	Chiau Haw Choon [SSH]	550	231,836 42.413
11 Jun 2020 - 11 Jun 2020	CHINHN	Chiau Haw Choon [DIR/CEO]	550	231,836 42.413
10 Jun 2020 - 10 Jun 2020	CHINHN	Chiau Haw Choon [DIR/CEO]	200	231,286 42.313
10 Jun 2020 - 10 Jun 2020	CHINHN	Chiau Haw Choon [SSH]	200	231,286 42.313
09 Jun 2020 - 09 Jun 2020	CHINHN	Chiau Haw Choon [SSH]	232	231,086 42.276
09 Jun 2020 - 09 Jun 2020	CHINHN	Chiau Haw Choon [DIR/CEO]	232	231,086 42.276
09 Jun 2020 - 09 Jun 2020	CIMB	Kumpulan Wang Persaraan (diperbadankan) [SSH]	-2,467	701,601 7.07
04 Jun 2020 - 04 Jun 2020	CIMB	Employees Provident Fund Board [SSH]	-59	1,610,575 16.23
03 Jun 2020 - 03 Jun 2020	CIMB	Employees Provident Fund Board [SSH]	-500	1,610,634 16.23
03 Jun 2020 - 03 Jun 2020	CIMB	Kumpulan Wang Persaraan (diperbadankan) [SSH]	-641	704,068 7.1
02 Jun 2020 - 02 Jun 2020	CIMB	Employees Provident Fund Board [SSH]	-21	1,611,134 16.24
01 Jun 2020 - 01 Jun 2020	CIMB	Employees Provident Fund Board [SSH]	2,809	1,611,155 16.24
29 May 2020 - 29 May 2020	CIMB	Employees Provident Fund Board [SSH]	-5,350	1,608,347 16.21
10 Jun 2020 - 10 Jun 2020	CMSB	Lembaga Tabung Haji [SSH]	-500	99,146
05 Jun 2020 - 05 Jun 2020	CMSB	Employees Provident Fund Board [SSH]	809	110,824
05 Jun 2020 - 09 Jun 2020	CMSB	Lembaga Tabung Haji [SSH]	-1,000	99,646
09 Jun 2020 - 09 Jun 2020	COCOLND	Lau Kee Von [SSH]	3,890	91,714 40.085

Notice Date (9 June - 12 June 2020)				
Effective Change Date	Stock Name	Buyer/ Seller Name [Classification]	Bought / (Sold) ['000]	No. of Shares After Trade ['000]
			Total	Total
09 Jun 2020 - 09 Jun 2020	COCOLND	Lau Kee Von [DIR/CEO]	3,890	91,714 40.085
09 Jun 2020 - 09 Jun 2020	COCOLND	Liew Yoon Kee [SSH]	3,890	91,034 39.788
09 Jun 2020 - 09 Jun 2020	COCOLND	Lau Kwai Choon [SSH]	3,890	90,963 39.757
09 Jun 2020 - 09 Jun 2020	COCOLND	Lau Pak Lam [SSH]	3,890	90,937 39.745
09 Jun 2020 - 09 Jun 2020	COCOLND	Lau Pak Lam [DIR/CEO]	3,890	90,937 39.745
09 Jun 2020 - 09 Jun 2020	COCOLND	Liew Fook Meng [DIR/CEO]	3,890	90,937 39.745
09 Jun 2020 - 09 Jun 2020	COCOLND	Liew Fook Meng [SSH]	3,890	90,937 39.745
09 Jun 2020 - 09 Jun 2020	COCOLND	Leverage Success Sdn. Bhd. [SSH]	3,890	90,937 39.745
11 Jun 2020 - 11 Jun 2020	COMFORT	Goh Kim Kooi [SSH]	-1,050	105,175 18.041
11 Jun 2020 - 11 Jun 2020	COMFORT	Lau Eng Guang [SSH]	-2,296	105,000 18.011
09 Jun 2020 - 09 Jun 2020	COMFORT	Lau Eng Guang [SSH]	-604	107,296 18.405
09 Jun 2020 - 09 Jun 2020	COMFORT	Datin Goh Kim Kooi [SSH]	-604	106,225 18.222
05 Jun 2020 - 05 Jun 2020	COMPUGT	Sierra Bonus Sdn Bhd [SSH]	28,571	190,832 7.413
11 Jun 2020 - 11 Jun 2020	CONNECT	Ang Chuang Juay [SSH]	-200	18,462 5.021
11 Jun 2020 - 11 Jun 2020	CONNECT	Ang Chuang Juay [DIR/CEO]	-200	18,462 5.021
09 Jun 2020 - 11 Jun 2020	CRG	Chiang Fong Yee [SSH]	530	212,063 26.322
09 Jun 2020 - 11 Jun 2020	CRG	Chiang Fong Yee [DIR/CEO]	530	212,063 26.322
09 Jun 2020 - 09 Jun 2020	CUSCAP	Sheah Kok Fah [DIR/CEO]	130	600 0.07
10 Jun 2020 - 10 Jun 2020	CYPARK	Razali Bin Ismail [SSH]	-820	43,582 9.47
10 Jun 2020 - 10 Jun 2020	CYPARK	Razali Bin Ismail [DIR/CEO]	-820	43,582 9.47
09 Jun 2020 - 09 Jun 2020	CYPARK	Razali Bin Ismail [DIR/CEO]	-1,180	44,402 9.643
09 Jun 2020 - 09 Jun 2020	CYPARK	Razali Bin Ismail [SSH]	-1,180	44,402 9.643
11 Jun 2020 - 11 Jun 2020	DELEUM	Ishak Bin Imam Abas [DIR/CEO]	-10	806 0.201
09 Jun 2020 - 09 Jun 2020	DELEUM	Ishak Bin Imam Abas [DIR/CEO]	-40	816 0.203
03 Jun 2020 - 03 Jun 2020	DGB	Fintec Global Limited [SSH]		
11 Jun 2020 - 11 Jun 2020	DIALOG	Kumpulan Wang Persaraan (diperbadankan) [SSH]	755	385,300 6.84
10 Jun 2020 - 10 Jun 2020	DIALOG	Ngau Boon Keat [SSH]	-44,000	1,078,150 19.12
10 Jun 2020 - 10 Jun 2020	DIALOG	Ngau Boon Keat [DIR/CEO]	-44,000	1,078,150 19.12
10 Jun 2020 - 10 Jun 2020	DIALOG	Wide Synergy Sdn Bhd [SSH]	-7,000	434,971 7.71
10 Jun 2020 - 10 Jun 2020	DIALOG	Azam Utama Sdn Bhd [SSH]	37,000	430,563 7.64
09 Jun 2020 - 09 Jun 2020	DIALOG	Employees Provident Fund Board [SSH]	-3,429	493,755 8.76
10 Jun 2020 - 10 Jun 2020	DIALOG	Kumpulan Wang Persaraan (diperbadankan) [SSH]	-974	384,545 6.82
05 Jun 2020 - 05 Jun 2020	DIALOG	Employees Provident Fund Board [SSH]	-1,602	497,184 8.82
09 Jun 2020 - 09 Jun 2020	DIALOG	Kumpulan Wang Persaraan (diperbadankan) [SSH]	-1,054	385,520 6.84
04 Jun 2020 - 04 Jun 2020	DIALOG	Employees Provident Fund Board [SSH]	-1,062	498,785 8.85
05 Jun 2020 - 05 Jun 2020	DIALOG	Kumpulan Wang Persaraan (diperbadankan) [SSH]	-287	386,574 6.86
03 Jun 2020 - 03 Jun 2020	DIALOG	Employees Provident Fund Board [SSH]	-1,091	499,848 8.87
09 Jun 2020 - 09 Jun 2020	DIGI	Employees Provident Fund Board [SSH]	1,917	1,107,439 14.244
05 Jun 2020 - 05 Jun 2020	DIGI	Employees Provident Fund Board [SSH]	2,251	1,105,522 14.219
04 Jun 2020 - 04 Jun 2020	DIGI	Employees Provident Fund Board [SSH]	2,220	1,103,271 14.19
03 Jun 2020 - 03 Jun 2020	DIGI	Employees Provident Fund Board [SSH]	205	1,101,051 14.161
10 Jun 2020 - 10 Jun 2020	DIGISTA	Mejar (k) Datuk Wira Lee Wah Chong [SSH]	557	208,417 26.68
10 Jun 2020 - 10 Jun 2020	DIGISTA	Mejar (k) Datuk Wira Lee Wah Chong [DIR/CEO]	557	208,417 26.68
05 Jun 2020 - 05 Jun 2020	DKLS	Ding Pei Chai [SSH]	-5,400	10,347 11.161
05 Jun 2020 - 05 Jun 2020	DKLS	Ding Pei Chai [DIR/CEO]	-5,400	10,347 11.161
09 Jun 2020 - 09 Jun 2020	DLADY	Employees Provident Fund Board [SSH]	66	6,604 10.319
02 Jun 2020 - 02 Jun 2020	DLADY	Employees Provident Fund Board [SSH]	46	6,538 10.215
09 Jun 2020 - 09 Jun 2020	DPHARMA	Employees Provident Fund Board [SSH]	1,198	62,433 9.123
05 Jun 2020 - 05 Jun 2020	DPHARMA	Employees Provident Fund Board [SSH]	416	61,235 8.948
04 Jun 2020 - 04 Jun 2020	DPHARMA	Employees Provident Fund Board [SSH]	263	60,820 8.887
03 Jun 2020 - 03 Jun 2020	DPHARMA	Employees Provident Fund Board [SSH]	244	60,557 8.848
05 Jun 2020 - 05 Jun 2020	DRBCOM	Employees Provident Fund Board (epf) Board [SSH]	348	172,904 8.944
09 Jun 2020 - 11 Jun 2020	DUFU	Wong Ser Yian [SSH]	-362	13,816 5.39
04 Jun 2020 - 04 Jun 2020	DUFU	Wong Ser Yian [SSH]	-10	14,178 5.532
04 Jun 2020 - 05 Jun 2020	EATECH	Lim Chai Beng [SSH]	5,554	
10 Jun 2020 - 10 Jun 2020	ECONBHD	Pang Sar [SSH]	-5,000	277,000 20.71
10 Jun 2020 - 10 Jun 2020	ECONBHD	Pang Sar [DIR/CEO]	-5,000	277,000 20.71
05 Jun 2020 - 05 Jun 2020	ECONBHD	Employees Provident Fund Board [SSH]	2,075	85,503 6.393
04 Jun 2020 - 04 Jun 2020	ECONBHD	Employees Provident Fund Board [SSH]	625	83,428 6.238
03 Jun 2020 - 03 Jun 2020	ECONBHD	Employees Provident Fund Board [SSH]	4,355	82,803 6.191
03 Jun 2020 - 03 Jun 2020	EDGENTA	Urusharta Jamaah Sdn Bhd [SSH]	100	49,313 5.93
11 Jun 2020 - 11 Jun 2020	EKA	Ang Eng Hooi [SSH]	64,064	64,064 20.53
11 Jun 2020 - 11 Jun 2020	EKA	Siti Sakhrinah Binti Abdul Rahman [SSH]	-64,064	
10 Jun 2020 - 10 Jun 2020	EKOVEST	Lim Seong Hai Holdings Sdn. Bhd. [SSH]	-1,992	134,607 5.07
10 Jun 2020 - 10 Jun 2020	EKOVEST	Lim Keng Hun [SSH]	-1,992	134,607 5.07
10 Jun 2020 - 10 Jun 2020	EKOVEST	Lim Pak Lian [SSH]	-1,992	134,607 5.07
10 Jun 2020 - 10 Jun 2020	EKOVEST	Lim Keng Guan [SSH]	-1,992	134,607 5.07
10 Jun 2020 - 10 Jun 2020	EKOVEST	Tan Sri Datuk Seri Lim Keng Cheng [DIR/CEO]	-2,442	134,607 5.07
10 Jun 2020 - 10 Jun 2020	EKOVEST	Tan Sri Datuk Seri Lim Keng Cheng [SSH]	-2,442	134,607 5.07
05 Jun 2020 - 05 Jun 2020	ELSOFT	Tan Ai Jiew [SSH]	270	91,731 13.694
05 Jun 2020 - 05 Jun 2020	ELSOFT	Tan Ai Jiew [DIR/CEO]	270	91,731 13.694
05 Jun 2020 - 05 Jun 2020	ELSOFT	Tan Ah Lek [SSH]	198	63,554 9.487
05 Jun 2020 - 05 Jun 2020	ELSOFT	Tan Ah Lek [DIR/CEO]	198	63,554 9.487
05 Jun 2020 - 05 Jun 2020	ELSOFT	Tan Cheik Kooi [SSH]	126	48,534 7.245
05 Jun 2020 - 05 Jun 2020	ELSOFT	Chong Eng Keat @ Teoh Eng Keat [DIR/CEO]	180	3,324 0.496

Disclaimer: The Information in Insider Trades is extracted from www.shareinvestor.com/fundamental/insider_trades. The information on this page is provided as a service to readers. It does not constitute financial advice and/or any investment recommendations. We assume no liability for damages resulting from or arising out of the use of such information. Whilst every effort is made to ensure accuracy, the information presented is not the official record of shareholder filings. Readers are advised to read the original filings on the Bursa Malaysia website at www.bursamalaysia.com

SHAREINVESTOR WEBPRO

Scan the QR Code to get started

NEW C2 Charts (Customizable & Comprehensive)

Brokers Calls

Notice Date (9 June - 12 June 2020)

Effective Change Date	Stock Name	Buyer/ Seller Name [Classification]	Bought / (Sold) ('000)		
			Total	Total	% Held
05 Jun 2020 - 05 Jun 2020	ELSOFT	Ooi Toon Kit [DIR/CEO]	144	2,304	0.344
09 Jun 2020 - 09 Jun 2020	F&N	Employees Provident Fund Board [SSH]	11	41,634	11.351
05 Jun 2020 - 05 Jun 2020	F&N	Employees Provident Fund Board [SSH]	-1	41,624	11.348
04 Jun 2020 - 04 Jun 2020	F&N	Employees Provident Fund Board [SSH]	-10	41,625	11.349
03 Jun 2020 - 03 Jun 2020	F&N	Employees Provident Fund Board [SSH]	-88	41,635	11.352
11 Jun 2020 - 11 Jun 2020	FGV	Kumpulan Wang Persaraan (diperbadankan) [SSH]	-150	230,485	6.318
05 Jun 2020 - 05 Jun 2020	FGV	Urusharta Jmaah Sdn Bhd [SSH]	629	295,305	8.095
10 Jun 2020 - 10 Jun 2020	FGV	Azhar Bin Abdul Hamid [DIR/CEO]	-200	500	0.014
04 Jun 2020 - 04 Jun 2020	FGV	Urusharta Jmaah Sdn Bhd [SSH]	1,090	294,675	8.077
05 Jun 2020 - 05 Jun 2020	FGV	Kumpulan Wang Persaraan (diperbadankan) [SSH]	-100	230,635	6.322
03 Jun 2020 - 03 Jun 2020	FGV	Koperasi Permodalan Felda Malaysia Berhad [SSH]	-12,000		
08 Jun 2020 - 08 Jun 2020	FRONTKN	Tan Keng Soon [SSH]	256,591	256,591	24.485
11 Jun 2020 - 11 Jun 2020	GAMUDA	Kumpulan Wang Persaraan (diperbadankan) [Kwap] [SSH]	-275	194,582	7.74
09 Jun 2020 - 09 Jun 2020	GAMUDA	Employees Provident Fund Board (epf Board) [SSH]	3,489	341,376	13.58
10 Jun 2020 - 10 Jun 2020	GAMUDA	Kumpulan Wang Persaraan (diperbadankan) [Kwap] [SSH]	-817	194,857	7.75
05 Jun 2020 - 05 Jun 2020	GAMUDA	Employees Provident Fund Board (epf Board) [SSH]	619	337,887	13.44
09 Jun 2020 - 09 Jun 2020	GAMUDA	Kumpulan Wang Persaraan (diperbadankan) [Kwap] [SSH]	-611	195,674	7.78
05 Jun 2020 - 05 Jun 2020	GAMUDA	Kumpulan Wang Persaraan (diperbadankan) [Kwap] [SSH]	-263	196,285	7.81
10 Jun 2020 - 10 Jun 2020	GBGAQRS	Kumpulan Wang Persaraan (diperbadankan) [SSH]	328	24,948	5.056
11 Jun 2020 - 11 Jun 2020	GCB	Hia Cheng [DIR/CEO]	800	47,460	4.643
11 Jun 2020 - 11 Jun 2020	GCB	Tay Hoe Lian [DIR/CEO]	3,000	29,412	2.877
11 Jun 2020 - 11 Jun 2020	GCB	Tay How Sik @ Tay How Sick [DIR/CEO]	1,000	13,699	1.34
11 Jun 2020 - 11 Jun 2020	GCB-WB	Hia Cheng [DIR/CEO]	-800	5,650	3.676
11 Jun 2020 - 11 Jun 2020	GCB-WB	Tay Hoe Lian [DIR/CEO]	-300	1,389	0.903
11 Jun 2020 - 11 Jun 2020	GCB-WB	Tay How Sik @ Tay How Sick [DIR/CEO]	-1,000	1,100	0.716
11 Jun 2020 - 11 Jun 2020	GENETEC	Chen Khai Voon [SSH]	320	6,400	15.107
11 Jun 2020 - 11 Jun 2020	GENETEC	Chen Khai Voon [DIR/CEO]	320	6,400	15.107
10 Jun 2020 - 10 Jun 2020	GENETEC	Chen Khai Voon [SSH]	480	6,080	14.353
10 Jun 2020 - 10 Jun 2020	GENETEC	Chen Khai Voon [DIR/CEO]	480	6,080	14.353
09 Jun 2020 - 09 Jun 2020	GENETEC	Chen Khai Voon [SSH]	199	5,600	13.22
09 Jun 2020 - 09 Jun 2020	GENETEC	Chen Khai Voon [DIR/CEO]	199	5,600	13.22
09 Jun 2020 - 09 Jun 2020	GENP	Employees Provident Fund Board [SSH]	-112	91,169	10.162
05 Jun 2020 - 05 Jun 2020	GENP	Employees Provident Fund Board [SSH]	-144	91,281	10.174
04 Jun 2020 - 04 Jun 2020	GENP	Employees Provident Fund Board [SSH]	66	91,425	10.19
05 Jun 2020 - 05 Jun 2020	GENP	Kumpulan Wang Persaraan (diperbadankan) [SSH]	-14	63,877	7.12
03 Jun 2020 - 03 Jun 2020	GENP	Employees Provident Fund Board [SSH]	68	91,359	10.183
10 Jun 2020 - 10 Jun 2020	GMUTUAL	Teo Yu Hong [SSH]	10	58,518	15.578
10 Jun 2020 - 10 Jun 2020	GMUTUAL	Teo Yu Hong [DIR/CEO]	10	58,518	15.578
05 Jun 2020 - 05 Jun 2020	GMUTUAL	Teo Yu Hong [SSH]	50	58,508	15.572
05 Jun 2020 - 05 Jun 2020	GMUTUAL	Teo Yu Hong [DIR/CEO]	50	58,508	15.572
05 Jun 2020 - 05 Jun 2020	GOB	Tan Eng Beng [SSH]	81,443	81,743	17.978
05 Jun 2020 - 05 Jun 2020	GOB	Idaman Motif Sdn Bhd [SSH]	81,443	81,443	17.912
12 Jun 2020 - 12 Jun 2020	GPACKET	Puan Chan Cheong [SSH]	3,852	271,537	27.3
12 Jun 2020 - 12 Jun 2020	GPACKET	Puan Chan Cheong [DIR/CEO]	3,852	271,537	27.3
12 Jun 2020 - 12 Jun 2020	GPACKET	Boey Tak Kong [DIR/CEO]	5	2,235	0.22
11 Jun 2020 - 11 Jun 2020	GPACKET	Puan Chan Cheong [SSH]	2,500	267,685	26.94
11 Jun 2020 - 11 Jun 2020	GPACKET	Puan Chan Cheong [DIR/CEO]	2,500	267,685	26.94
11 Jun 2020 - 11 Jun 2020	GPACKET	Puan Chan Cheong [SSH]	2,500	267,685	26.94
11 Jun 2020 - 11 Jun 2020	GPACKET	Puan Chan Cheong [DIR/CEO]	2,500	267,685	26.94
05 Jun 2020 - 05 Jun 2020	GREATEC	Tan Eng Kee [SSH]	-13,900	449,369	71.784
05 Jun 2020 - 05 Jun 2020	GREATEC	Tan Eng Kee [DIR/CEO]	-13,900	449,369	71.784
05 Jun 2020 - 05 Jun 2020	GREATEC	Gtech Holdings Sdn Bhd [SSH]	-13,900	449,319	71.776
04 Jun 2020 - 04 Jun 2020	GREATEC	Mariamah Binti Daud [DIR/CEO]	-20	350	0.056
10 Jun 2020 - 12 Jun 2020	GTRONIC	General Produce Agency Sdn. Berhad [SSH]	12	57,347	
10 Jun 2020 - 12 Jun 2020	GTRONIC	Ng Kweng Chong [DIR/CEO]	12	43,122	6.44
10 Jun 2020 - 12 Jun 2020	GTRONIC	Ng Kweng Chong [SSH]	12	40,227	
10 Jun 2020 - 12 Jun 2020	GTRONIC	Gooi Mei Hoon [SSH]	12	36,092	
10 Jun 2020 - 12 Jun 2020	GTRONIC	Ng Kweng Chong Holdings Sendirian Berhad [SSH]	12	33,248	
09 Jun 2020 - 09 Jun 2020	GTRONIC	Kumpulan Wang Persaraan (diperbadankan) [SSH]	-1,773		
05 Jun 2020 - 05 Jun 2020	GTRONIC	Kumpulan Wang Persaraan (diperbadankan) [SSH]	-231	34,958	5.22
03 Jun 2020 - 03 Jun 2020	GTRONIC	Employees Provident Fund Board ("epf Board") [SSH]	530	94,453	
10 Jun 2020 - 10 Jun 2020	HANDAL	Mallek Rizal Bin Mohsin [SSH]	-150	18,517	8.48
10 Jun 2020 - 10 Jun 2020	HANDAL	Mallek Rizal Bin Mohsin [DIR/CEO]	-150	18,517	8.48
10 Jun 2020 - 10 Jun 2020	HANDAL	Mohsin Abdul Halim [SSH]	-150	18,517	8.48
11 Jun 2020 - 12 Jun 2020	HARTA	Tan Guan Cheong [DIR/CEO]	11	380	0.011
09 Jun 2020 - 10 Jun 2020	HARTA	Tan Guan Cheong [DIR/CEO]	89	369	0.011
13 Mar 2020 - 13 Mar 2020	HEKTAR	Hektar Black Sdn Bhd [SSH]	-200	151,215	32.734
09 Jun 2020 - 09 Jun 2020	HLBANK	Employees Provident Fund Board [SSH]	-245	241,995	11.597
05 Jun 2020 - 05 Jun 2020	HLBANK	Employees Provident Fund Board [SSH]	47	242,240	11.609
04 Jun 2020 - 04 Jun 2020	HLBANK	Employees Provident Fund Board [SSH]	-271	242,193	11.607
03 Jun 2020 - 03 Jun 2020	HLBANK	Employees Provident Fund Board [SSH]	-1,166	242,464	11.62
11 Jun 2020 - 11 Jun 2020	HLT	Yau Ming Teck [DIR/CEO]	-2,338		
12 Jun 2020 - 12 Jun 2020	HSL	Yu Chee Hoe [DIR/CEO]	111	342,050	62.246
12 Jun 2020 - 12 Jun 2020	HSL	Yu Chee Hoe [SSH]	111	20,783	62.246
11 Jun 2020 - 11 Jun 2020	HSL	Yu Chee Hoe [DIR/CEO]	38	341,939	62.226
11 Jun 2020 - 11 Jun 2020	HSL	Yu Chee Hoe [SSH]	38	20,672	62.226
09 Jun 2020 - 09 Jun 2020	HSL	Yu Chee Hoe [DIR/CEO]	29	341,901	62.219
09 Jun 2020 - 09 Jun 2020	HSL	Yu Chee Hoe [SSH]	29	20,634	62.219
05 Jun 2020 - 05 Jun 2020	HSPLANT	Hap Seng Consolidated Berhad [SSH]	19,000	470,258	58.805
05 Jun 2020 - 05 Jun 2020	HSPLANT	Lau Cho Kun @ Lau Yu Chak [SSH]	19,000	470,258	58.805
05 Jun 2020 - 05 Jun 2020	HSPLANT	Gek Poh (holdings) Sdn Bhd [SSH]	19,000	470,258	58.805
08 Jun 2020 - 08 Jun 2020	HWGB	Lim Ooi Hong [SSH]	2,772	254,111	49.98
08 Jun 2020 - 08 Jun 2020	HWGB	Lim Ooi Hong [DIR/CEO]	2,772	254,111	49.98
08 Jun 2020 - 08 Jun 2020	HWGB	Lim Wee Kiat [SSH]	2,772	253,861	49.93
08 Jun 2020 - 08 Jun 2020	HWGB	Lim Wee Kiat [DIR/CEO]	2,772	253,861	49.93
08 Jun 2020 - 08 Jun 2020	HWGB	Ho Wah Genting Holding Sdn Bhd [SSH]	2,772	253,361	49.83
11 Jun 2020 - 11 Jun 2020	IGBREIT	Kumpulan Wang Persaraan (diperbadankan) [SSH]	330	254,247	7.152
09 Jun 2020 - 09 Jun 2020	IGBREIT	Employees Provident Fund Board ("epf Board") [SSH]	160	368,612	10.369
10 Jun 2020 - 10 Jun 2020	IGBREIT	Kumpulan Wang Persaraan (diperbadankan) [SSH]	234	253,917	7.142
05 Jun 2020 - 05 Jun 2020	IGBREIT	Employees Provident Fund Board ("epf Board") [SSH]	392	368,451	10.364
09 Jun 2020 - 09 Jun 2020	IGBREIT	Kumpulan Wang Persaraan (diperbadankan) [SSH]	97	253,684	7.136
04 Jun 2020 - 04 Jun 2020	IGBREIT	Employees Provident Fund Board ("epf Board") [SSH]	400	368,060	10.353
03 Jun 2020 - 03 Jun 2020	IGBREIT	Employees Provident Fund Board ("epf Board") [SSH]	220	367,660	10.342
09 Jun 2020 - 09 Jun 2020	IHH	Employees Provident Fund Board [SSH]	2,959	741,702	8.452
05 Jun 2020 - 05 Jun 2020	IHH	Employees Provident Fund Board [SSH]	1,123	738,744	8.418
04 Jun 2020 - 04 Jun 2020	IHH	Employees Provident Fund Board [SSH]	3,016	737,620	8.405
03 Jun 2020 - 03 Jun 2020	IHH	Employees Provident Fund Board [SSH]	2,966	734,605	8.371
09 Jun 2020 - 09 Jun 2020	IJM	Employees Provident Fund Board [SSH]	300	578,592	15.942
09 Jun 2020 - 09 Jun 2020	ILB	Tee Tuan Sem [SSH]	3,078	28,478	15.075
09 Jun 2020 - 09 Jun 2020	ILB	Tee Tuan Sem [DIR/CEO]	3,078	28,478	15.075
09 Jun 2020 - 09 Jun 2020	IMASPRO	Chan Weng Fui [DIR/CEO]	-15	692	0.865
04 Jun 2020 - 04 Jun 2020	IMPPIANA	Ismail @ Farouk Bin Abdullah [SSH]	7,000	493,944	63.756
04 Jun 2020 - 04 Jun 2020	IMPPIANA	Ismail @ Farouk Bin Abdullah [DIR/CEO]	7,000	493,944	63.756
11 Jun 2020 - 11 Jun 2020	INARI	Kumpulan Wang Persaraan (diperbadankan) [SSH]	431	475,619	14.637
09 Jun 2020 - 09 Jun 2020	INARI	Employees Provident Fund Board [SSH]	844	339,295	10.442
09 Jun 2020 - 11 Jun 2020	INARI	Mai Mang Lee [DIR/CEO]	504	15,654	0.481
10 Jun 2020 - 10 Jun 2020	INARI	Kumpulan Wang Persaraan (diperbadankan) [SSH]	366	475,188	14.624
10 Jun 2020 - 10 Jun 2020	INARI	Wong Gian Kui [DIR/CEO]	-100		
05 Jun 2020 - 05 Jun 2020	INARI	Thong Kok Khee [SSH]	1,296	622,366	19.153

Notice Date (9 June - 12 June 2020)

Effective Change Date	Stock Name	Buyer/ Seller Name [Classification]	Bought / (Sold) ('000)		
			Total	Total	% Held
05 Jun 2020 - 05 Jun 2020	INARI	Thong Kok Khee [DIR/CEO]	1,296	622,366	19.153
05 Jun 2020 - 05 Jun 2020	INARI	Employees Provident Fund Board [SSH]	1,030	338,451	10.416
05 Jun 2020 - 10 Jun 2020	INARI	Tan Seng Chuan [DIR/CEO]		766	0.024
09 Jun 2020 - 09 Jun 2020	INARI	Kumpulan Wang Persaraan (diperbadankan) [SSH]	427	474,823	14.618
04 Jun 2020 - 04 Jun 2020	INARI	Employees Provident Fund Board [SSH]	-506	337,421	10.388
03 Jun 2020 - 03 Jun 2020	INARI	Employees Provident Fund Board [SSH]	3,500	337,928	10.411
09 Jun 2020 - 09 Jun 2020	IOICORP	Employees Provident Fund Board [SSH]	-200	793,579	12.663
05 Jun 2020 - 05 Jun 2020	IOICORP	Employees Provident Fund Board [SSH]	1,800	793,779	12.666
04 Jun 2020 - 04 Jun 2020	IOICORP	Employees Provident Fund Board [SSH]	265	791,979	12.638
03 Jun 2020 - 03 Jun 2020	IOICORP	Employees Provident Fund Board [SSH]	570	791,714	12.633
09 Jun 2020 - 09 Jun 2020	IOIPG	Employees Provident Fund Board [SSH]	889	472,235	8.577
09 Jun 2020 - 09 Jun 2020	KAREX	Goh Yin [SSH]	100	76,161	7.598
05 Jun 2020 - 09 Jun 2020	KAREX	Goh Yin [SSH]	300	76,061	7.588
10 Jun 2020 - 10 Jun 2020	KESM	Kumpulan Wang Persaraan (diperbadankan) [SSH]	6	2,835	6.59
05 Jun 2020 - 05 Jun 2020	KEYASIC	Ng Geok Lui [SSH]	-21,000	81,225	7.676
09 Jun 2020 - 09 Jun 2020	KLCC	Employees Provident Fund Board [SSH]	-61	113,209	6.271
09 Jun 2020 - 09 Jun 2020	KLCC	Employees Provident Fund Board [SSH]	-61	113,209	6.271
05 Jun 2020 - 05 Jun 2020	KLCC	Employees Provident Fund Board [SSH]	520	113,270	6.274
05 Jun 2020 - 05 Jun 2020	KLCC	Employees Provident Fund Board [SSH]	520	113,270	6.274
04 Jun 2020 - 04 Jun 2020	KLCC	Employees Provident Fund Board [SSH]	111	112,750	6.245
04 Jun 2020 - 04 Jun 2020	KLCC	Employees Provident Fund Board [SSH]	111	112,750	6.245
03 Jun 2020 - 03 Jun 2020	KLCC	Employees Provident Fund Board [SSH]	-457	112,639	6.239
03 Jun 2020 - 03 Jun 2020	KLCC	Employees Provident Fund Board [SSH]	-457	112,639	6.239
10 Jun 2020 - 10 Jun 2020	KLK	Amanahraya Trustees Berhad - Amanah Saham Bumiputera [SSH]	538	68,083	6.313
09 Jun 2020 - 09 Jun 2020	KLK	Employees Provident Fund Board [SSH]	-946	164,115	15.217
09 Jun 2020 - 09 Jun 2020	KLK	Amanahraya Trustees Berhad - Amanah Saham Bumiputera [SSH]	880	67,545	6.263
05 Jun 2020 - 05 Jun 2020	KLK	Employees Provident Fund Board [SSH]	-193	165,060	15.305
05 Jun 2020 - 05 Jun 2020	KLK	Amanahraya Trustees Berhad - Amanah Saham Bumiputera [SSH]	-188	66,665	6.181
04 Jun 2020 - 04 Jun 2020	KLK	Employees Provident Fund Board [SSH			

Notice Date (9 June - 12 June 2020)

Effective Change Date	Stock Name	Buyer/ Seller Name [Classification]	Bought / (Sold) '000	No. of Shares After Trade '000	
			Total	Total	% Held
12 Jun 2020 - 12 Jun 2020	NPC	Loo Pang Kee [DIR/CEO]	0.3	51,455	44.03
09 Jun 2020 - 09 Jun 2020	NPC	Loo Pang Kee [SSH]	1	51,455	44.03
09 Jun 2020 - 09 Jun 2020	NPC	Loo Pang Kee [DIR/CEO]	1	51,455	44.03
04 Jun 2020 - 05 Jun 2020	NYLEX	Siew Ka Wei [SSH]	-104	97,483	55.731
04 Jun 2020 - 05 Jun 2020	NYLEX	Siew Ka Wei [DIR/CEO]	-104	97,483	55.731
09 Jun 2020 - 09 Jun 2020	OCK	Employees Provident Fund Board [SSH]	1,402	62,990	6.571
09 Jun 2020 - 09 Jun 2020	OCK	Low Hock Keong [DIR/CEO]	-254	15,176	1.583
05 Jun 2020 - 05 Jun 2020	OCK	Employees Provident Fund Board [SSH]	350	61,588	6.425
09 Jun 2020 - 09 Jun 2020	OCNCASH	Tan Siew Chin [SSH]	-150	141,883	57.84
09 Jun 2020 - 09 Jun 2020	OCNCASH	Tan Siew Chin [DIR/CEO]	-150	141,883	57.84
09 Jun 2020 - 09 Jun 2020	OCNCASH	Chen Lee Chew [SSH]	-150	141,883	57.84
05 Jun 2020 - 05 Jun 2020	OCNCASH	Tan Siew Chin [SSH]	-30	142,033	57.901
05 Jun 2020 - 05 Jun 2020	OCNCASH	Tan Siew Chin [DIR/CEO]	-30	142,033	57.901
05 Jun 2020 - 05 Jun 2020	OCNCASH	Chen Lee Chew [SSH]	-30	142,033	57.901
11 Jun 2020 - 11 Jun 2020	OCR	Kumpulan Wang Persaraan (diperbadankan) [SSH]	964	18,918	5.479
04 Jun 2020 - 05 Jun 2020	OSKVI	Ong Leong Huat @ Wong Joo Hwa [SSH]	165	124,074	63.16
04 Jun 2020 - 05 Jun 2020	OSKVI	Osk Equity Holdings Sdn. Bhd. [SSH]	165	123,611	62.924
11 Jun 2020 - 11 Jun 2020	PADINI	Kumpulan Wang Persaraan (diperbadankan) [SSH]	26	57,026	8.668
09 Jun 2020 - 09 Jun 2020	PADINI	Employees Provident Fund Board [SSH]	237	35,156	5.344
10 Jun 2020 - 10 Jun 2020	PADINI	Kumpulan Wang Persaraan (diperbadankan) [SSH]	-76	56,999	8.663
09 Jun 2020 - 09 Jun 2020	PADINI	Kumpulan Wang Persaraan (diperbadankan) [SSH]	52	57,076	8.675
05 Jun 2020 - 05 Jun 2020	PADINI	Kumpulan Wang Persaraan (diperbadankan) [SSH]	-48	57,024	8.667
02 Jun 2020 - 02 Jun 2020	PANAMY	Employees Provident Fund Board [SSH]	-5	8,856	14.578
01 Jun 2020 - 01 Jun 2020	PANAMY	Employees Provident Fund Board [SSH]	-1	8,861	14.587
09 Jun 2020 - 09 Jun 2020	PAVREIT	Employees Provident Fund Board [SSH]	-21	288,929	9.494
05 Jun 2020 - 05 Jun 2020	PAVREIT	Employees Provident Fund Board [SSH]	500	288,950	9.495
04 Jun 2020 - 04 Jun 2020	PAVREIT	Employees Provident Fund Board [SSH]	68	288,450	9.478
03 Jun 2020 - 03 Jun 2020	PAVREIT	Employees Provident Fund Board [SSH]	200	288,382	9.476
09 Jun 2020 - 09 Jun 2020	PBBANK	Employees Provident Fund Board [SSH]	1,551	619,089	15.9
05 Jun 2020 - 05 Jun 2020	PBBANK	Employees Provident Fund Board [SSH]	1,352	615,538	15.9
04 Jun 2020 - 04 Jun 2020	PBBANK	Employees Provident Fund Board [SSH]	802	616,186	15.9
03 Jun 2020 - 03 Jun 2020	PBBANK	Employees Provident Fund Board [SSH]	-22	615,383	15.9
10 Jun 2020 - 10 Jun 2020	PCCS	Chan Chow Tek [DIR/CEO]	-500	7,456	3.544
09 Jun 2020 - 09 Jun 2020	PCHEM	Employees Provident Fund Board ("epf Board") [SSH]	-206	710,032	8.875
05 Jun 2020 - 05 Jun 2020	PCHEM	Employees Provident Fund Board ("epf Board") [SSH]	301	710,238	8.878
04 Jun 2020 - 04 Jun 2020	PCHEM	Employees Provident Fund Board ("epf Board") [SSH]	-149	709,938	8.874
03 Jun 2020 - 03 Jun 2020	PCHEM	Employees Provident Fund Board ("epf Board") [SSH]	-468	710,087	8.876
10 Jun 2020 - 10 Jun 2020	PEB	Chee Shu Ying [SSH]	4	4,414	6.386
05 Jun 2020 - 05 Jun 2020	PENTA	Kumpulan Wang Persaraan (diperbadankan) [SSH]	-44	25,947	5.464
05 Jun 2020 - 05 Jun 2020	PETDAG	Employees Provident Fund Board [SSH]	40	108,175	10.889
04 Jun 2020 - 04 Jun 2020	PETDAG	Employees Provident Fund Board [SSH]	34	108,135	10.885
03 Jun 2020 - 03 Jun 2020	PETDAG	Employees Provident Fund Board [SSH]	88	108,101	10.881
09 Jun 2020 - 09 Jun 2020	PETGAS	Employees Provident Fund Board ("epf Board") [SSH]	263	252,948	12.783
10 Jun 2020 - 10 Jun 2020	PETGAS	Kumpulan Wang Persaraan (diperbadankan) ("kwap") [SSH]	18	207,454	10.484
05 Jun 2020 - 05 Jun 2020	PETGAS	Employees Provident Fund Board ("epf Board") [SSH]	911	252,685	12.77
09 Jun 2020 - 09 Jun 2020	PETGAS	Kumpulan Wang Persaraan (diperbadankan) ("kwap") [SSH]	46	207,436	10.483
04 Jun 2020 - 04 Jun 2020	PETGAS	Employees Provident Fund Board ("epf Board") [SSH]	1,707	251,639	12.717
05 Jun 2020 - 05 Jun 2020	PETGAS	Kumpulan Wang Persaraan (diperbadankan) ("kwap") [SSH]	35	207,390	10.481
03 Jun 2020 - 03 Jun 2020	PETGAS	Employees Provident Fund Board ("epf Board") [SSH]	609	249,932	12.631
09 Jun 2020 - 09 Jun 2020	PMETAL	Employees Provident Fund Board [SSH]	-987	215,332	5.332
05 Jun 2020 - 05 Jun 2020	PMETAL	Employees Provident Fund Board [SSH]	499	216,319	5.357
04 Jun 2020 - 04 Jun 2020	PMETAL	Employees Provident Fund Board [SSH]	1,329	215,820	5.345
03 Jun 2020 - 03 Jun 2020	PMETAL	Employees Provident Fund Board [SSH]	1,380	214,491	5.312
17 Apr 2020 - 17 Apr 2020	POHKONG	Cheong Teck Chong [SSH]	50	241,360	58.82
17 Apr 2020 - 17 Apr 2020	POHKONG	Cheong Teck Chong [DIR/CEO]	50	241,360	58.82
12 Jun 2020 - 12 Jun 2020	POHUAT	Tay Kim Huat [SSH]	30	65,603	28.39
12 Jun 2020 - 12 Jun 2020	POHUAT	Tay Kim Huat [DIR/CEO]	30	65,603	28.39
12 Jun 2020 - 12 Jun 2020	POHUAT	Toh Kim Chong [DIR/CEO]	100	8,413	3.641
11 Jun 2020 - 11 Jun 2020	POHUAT	Tay Kim Huat [SSH]	30	65,573	28.377
11 Jun 2020 - 11 Jun 2020	POHUAT	Tay Kim Huat [DIR/CEO]	30	65,573	28.377
11 Jun 2020 - 11 Jun 2020	POHUAT	Toh Kim Chong [DIR/CEO]	140	8,313	3.598
10 Jun 2020 - 10 Jun 2020	POHUAT	Tay Kim Huat [SSH]	10	65,543	28.364
10 Jun 2020 - 10 Jun 2020	POHUAT	Tay Kim Huat [DIR/CEO]	10	65,543	28.364
09 Jun 2020 - 09 Jun 2020	POHUAT	Tay Kim Huat [SSH]	40	65,533	28.359
09 Jun 2020 - 09 Jun 2020	POHUAT	Tay Kim Huat [DIR/CEO]	40	65,533	28.359
11 Jun 2020 - 11 Jun 2020	POS	Kumpulan Wang Persaraan (diperbadankan) [SSH]	-1,000	60,065	7.673
09 Jun 2020 - 09 Jun 2020	PPB	Employees Provident Fund Board [SSH]	-36	186,714	13.125
05 Jun 2020 - 05 Jun 2020	PPB	Employees Provident Fund Board [SSH]	-297	186,750	13.127
04 Jun 2020 - 04 Jun 2020	PPB	Employees Provident Fund Board [SSH]	-316	187,047	13.148
03 Jun 2020 - 03 Jun 2020	PPB	Employees Provident Fund Board [SSH]	-364	187,363	13.17
01 Jun 2020 - 01 Jun 2020	PRG	Sam Yin Thing [SSH]	-2,000		
11 Jun 2020 - 11 Jun 2020	PWROOT	Wong Tak Keong [SSH]	-126	10,658	18.001
11 Jun 2020 - 11 Jun 2020	PWROOT	Wong Tak Keong [DIR/CEO]	-126	10,658	18.001
10 Jun 2020 - 10 Jun 2020	PWROOT	How Say Swee [SSH]	1,332	73,930	18.099
10 Jun 2020 - 10 Jun 2020	PWROOT	How Say Swee [DIR/CEO]	1,332	73,930	18.099
10 Jun 2020 - 10 Jun 2020	PWROOT	Wong Tak Keong [DIR/CEO]	-347	10,784	18.214
10 Jun 2020 - 10 Jun 2020	PWROOT	Wong Tak Keong [SSH]	-347	10,784	18.214
10 Jun 2020 - 10 Jun 2020	PWROOT	How Say Swee [SSH]	-1,332	5,295	8.943
10 Jun 2020 - 10 Jun 2020	PWROOT	How Say Swee [DIR/CEO]	-1,332	5,295	8.943
04 Jun 2020 - 04 Jun 2020	PWROOT	Kumpulan Wang Persaraan (diperbadankan) [SSH]	200	31,053	7.636
09 Jun 2020 - 09 Jun 2020	QL	Employees Provident Fund Board [SSH]	982	113,803	7.014
05 Jun 2020 - 05 Jun 2020	QL	Employees Provident Fund Board [SSH]	1,719	112,821	6.954
04 Jun 2020 - 04 Jun 2020	QL	Employees Provident Fund Board [SSH]	211	111,102	6.848
03 Jun 2020 - 03 Jun 2020	QL	Employees Provident Fund Board [SSH]	950	110,891	6.835
09 Jun 2020 - 09 Jun 2020	REVENUE	Ng Chee Siong [SSH]	-2,000	59,717	15.335
09 Jun 2020 - 09 Jun 2020	REVENUE	Ng Chee Siong [DIR/CEO]	-2,000	59,717	15.335
05 Jun 2020 - 05 Jun 2020	REVENUE	Cimb Commerce Trustee Berhad [SSH]	349	29,278	7.518
09 Jun 2020 - 09 Jun 2020	RHBBANK	Employees Provident Fund Board [SSH]	-612	1,706,269	42.55
05 Jun 2020 - 05 Jun 2020	RHBBANK	Employees Provident Fund Board [SSH]	740	1,706,881	42.565
04 Jun 2020 - 04 Jun 2020	RHBBANK	Employees Provident Fund Board [SSH]	-2,000	1,706,142	42.547
03 Jun 2020 - 03 Jun 2020	RHBBANK	Employees Provident Fund Board [SSH]	-2,000	1,708,142	42.597
09 Jun 2020 - 09 Jun 2020	SANICHI	Cita Realiti Sdn Bhd [SSH]	-24,000	233,377	21.048
09 Jun 2020 - 09 Jun 2020	SERBADK	Employees Provident Fund Board [SSH]	-93	293,009	8.691
13 May 2020 - 13 May 2020	SERBADK	Employees Provident Fund Board [SSH]	623	292,146	8.665
09 Jun 2020 - 09 Jun 2020	SERBADK	Kumpulan Wang Persaraan [SSH]	-1,393	186,053	5.518
05 Jun 2020 - 05 Jun 2020	SERBADK	Ts Mohd Abdul Karim Bin Abdullah [DIR/CEO]	10,000	725,506	21.518
05 Jun 2020 - 05 Jun 2020	SERBADK	Ts Mohd Abdul Karim Bin Abdullah [SSH]	10,000	275,506	21.518
05 Jun 2020 - 05 Jun 2020	SERBADK	Kumpulan Wang Persaraan [SSH]	-1,776	187,446	5.559
04 Jun 2020 - 04 Jun 2020	SERBADK	Employees Provident Fund Board [SSH]	626	293,102	8.693
03 Jun 2020 - 03 Jun 2020	SERBADK	Employees Provident Fund Board [SSH]	330	292,476	8.675
04 Jun 2020 - 04 Jun 2020	SERBADK	Ts Mohd Abdul Karim Bin Abdullah [SSH]	10,000	715,506	21.222
04 Jun 2020 - 04 Jun 2020	SERBADK	Ts Mohd Abdul Karim Bin Abdullah [DIR/CEO]	10,000	715,506	21.222
04 Jun 2020 - 05 Jun 2020	SERBADK	Awang Daud Bin Awang Putera [SSH]	-20,000	234,635	6.959
04 Jun 2020 - 05 Jun 2020	SERBADK	Awang Daud Bin Awang Putera [DIR/CEO]	-20,000	234,635	6.959
04 Jun 2020 - 04 Jun 2020	SERNKOU	Koh Poh Seng [SSH]	-451	26,833	10.527
11 Jun 2020 - 11 Jun 2020	SIME	Kumpulan Wang Persaraan (diperbadankan) [SSH]	370	484,352	7.121
10 Jun 2020 - 10 Jun 2020	SIME	Amanahraya Trustees Berhad - Amanah Saham Bumiputera [SSH]	6,000	2,818,313	41.437
09 Jun 2020 - 09 Jun 2020	SIME	Employees Provident Fund Board [SSH]	-620	734,067	10.792
10 Jun 2020 - 10 Jun 2020	SIME	Kumpulan Wang Persaraan (diperbadankan) [SSH]	-1,856	483,982	7.115

Notice Date (9 June - 12 June 2020)

Effective Change Date	Stock Name	Buyer/ Seller Name [Classification]	Bought / (Sold) '000	No. of Shares After Trade '000		% Held
			Total	Total		
09 Jun 2020 - 09 Jun 2020	SIME	Amanahraya Trustees Berhad - Amanah Saham Bumiputera [SSH]	2,000	2,812,313	41.349	
05 Jun 2020 - 05 Jun 2020	SIME	Employees Provident Fund Board [SSH]	1,801	734,687	10.802	
09 Jun 2020 - 09 Jun 2020	SIME	Kumpulan Wang Persaraan (diperbadankan) [SSH]	-1,000	485,839	7.143	
04 Jun 2020 - 04 Jun 2020	SIME	Employees Provident Fund Board [SSH]	1,062	732,886	10.775	
05 Jun 2020 - 05 Jun 2020	SIME	Kumpulan Wang Persaraan (diperbadankan) [SSH]	-1,337	486,839	7.158	
03 Jun 2020 - 03 Jun 2020	SIME	Employees Provident Fund Board [SSH]	1,229	731,824	10.76	
09 Jun 2020 - 09 Jun 2020	SIMEPLT	Kumpulan Wang Persaraan (diperbadankan) [SSH]	-566	422,993	6.154	
04 Jun 2020 - 05 Jun 2020	SIMEPLT	Employees Provident Fund Board [SSH]	344	1,054,917	15.323	
05 Jun 2020 - 05 Jun 2020	SIMEPLT	Kumpulan Wang Persaraan (diperbadankan) [SSH]	116	423,559	6.152	
02 Jun 2020 - 03 Jun 2020	SIMEPLT	Employees Provident Fund Board [SSH]	470	1,054,573	15.318	
10 Jun 2020 - 10 Jun 2020	SIMEPROP	Amanahraya Trustees Berhad - Amanah Saham Bumiputera [SSH]	2,353	3,036,988	44.656	
10 Jun 2020 - 10 Jun 2020	SIMEPROP	Permodalan Nasional Berhad [SSH]	1,204	398,425	5.858	
10 Jun 2020 - 10 Jun 2020	SIMEPROP	Yayasan Pelaburan Bumiputra [SSH]	1,204	398,425	5.858	
09 Jun 2020 - 09 Jun 2020	SIMEPROP	Employees Provident Fund Board [SSH]	-4,000	679,743	9.995	
09 Jun 2020 - 09 Jun 2020	SIMEPROP	Amanahraya Trustees Berhad - Amanah Saham Bumiputera [SSH]	3,686	3,034,635	44.621	
05 Jun 2020 - 05 Jun 2020	SIMEPROP	Employees Provident Fund Board [SSH]	-1,920	683,743	10.054	
05 Jun 2020 - 05 Jun 2020	SIMEPROP	Amanahraya Trustees Berhad - Amanah Saham Bumiputera [SSH]	4,851	3,030,950	44.567	
04 Jun 2020 - 04 Jun 2020	SIMEPROP	Employees Provident Fund Board [SSH]	-4,080	685,663	10.082	
05 Jun 2020 - 05 Jun 2020	SINOTOP	Hsu Ching-fu [SSH]	-8,000			
09 Jun 2020 - 09 Jun 2020	SKPRES	Employees Provident Fund Board [SSH]	1,327	64,031	5.123	
23 Apr 2020 - 23 Apr 2020	SKPRES	Employees Provident Fund Board [SSH]	217	62,704	5.017	
10 Jun 2020 - 10 Jun 2020	SPSETIA	Yayasan Pelaburan Bumiputra [SSH]	973	1,051,066	26.001	
10 Jun 2020 - 10 Jun 2020	SPSETIA	Permodalan Nasional Berhad [SSH]	973	1,051,066	26.001	
10 Jun 2020 - 10 Jun 2020	SPSETIA	Amanahraya Trustees Berhad - Amanah Saham Bumiputera [SSH]	4,000	1,021,367	25.266	
09 Jun 2020 - 09 Jun 2020	SPSETIA	Employees Provident Fund Board [SSH]	-6,179	358,355	8.865	
09 Jun 2020 - 09 Jun 2020	SPSETIA	Amanahraya Trustees Berhad - Amanah Saham Bumiputera [SSH]	10,000	1,017,367	25.167	
05 Jun 2						

Notice Date (9 June - 12 June 2020)

Effective Change Date	Stock Name	Buyer/ Seller Name [Classification]	Bought / (Sold) ['000]		
			Total	Total	% Held
10 Jun 2020 - 10 Jun 2020	TITJYA	Lim Soon Peng [DIR/CEO]	13,000	728,965	57.235
10 Jun 2020 - 10 Jun 2020	TITJYA	Lim Soon Peng [SSH]	13,000	728,765	57.219
10 Jun 2020 - 10 Jun 2020	TITJYA	Lim Poh Yit [SSH]	13,000	728,007	57.16
10 Jun 2020 - 10 Jun 2020	TITJYA	Lim Poh Yit [DIR/CEO]	13,000	728,007	57.16
10 Jun 2020 - 10 Jun 2020	TITJYA	Lim Puay Fung [SSH]	13,000	710,158	55.758
10 Jun 2020 - 10 Jun 2020	TITJYA	Lim Puay Fung [DIR/CEO]	13,000	710,158	55.758
10 Jun 2020 - 10 Jun 2020	TITJYA	Titjaya Group Sdn. Bhd. [SSH]	13,000	709,668	55.72
11 Jun 2020 - 11 Jun 2020	TM	Kumpulan Wang Persaraan (diperbadankan) [SSH]	24	294,827	7.83
09 Jun 2020 - 09 Jun 2020	TM	Employee Provident Fund Board (epf Board) [SSH]	294	651,499	17.301
10 Jun 2020 - 10 Jun 2020	TM	Kumpulan Wang Persaraan (diperbadankan) [SSH]	-880	294,803	7.829
05 Jun 2020 - 05 Jun 2020	TM	Employee Provident Fund Board (epf Board) [SSH]	2,900	651,206	17.293
05 Jun 2020 - 05 Jun 2020	TM	Amanahraya Trustees Berhad-amanah Saham Bumiputera [SSH]	-2,000	465,800	12.369
04 Jun 2020 - 04 Jun 2020	TM	Employee Provident Fund Board (epf Board) [SSH]	1,609	648,306	17.216
04 Jun 2020 - 04 Jun 2020	TM	Amanahraya Trustees Berhad-amanah Saham Bumiputera [SSH]	-1,617	467,800	12.422
03 Jun 2020 - 03 Jun 2020	TM	Employee Provident Fund Board (epf Board) [SSH]	534	646,696	17.173
11 Jun 2020 - 11 Jun 2020	TOMYPAK-WA	Yong Kwet On [DIR/CEO]	2,000	3,000	2.192
09 Jun 2020 - 09 Jun 2020	TSH	Employees Provident Fund Board [SSH]	-777	83,062	6.018
05 Jun 2020 - 05 Jun 2020	TSH	Employees Provident Fund Board [SSH]	-1,930	83,839	6.075
04 Jun 2020 - 04 Jun 2020	TSH	Employees Provident Fund Board [SSH]	-381	85,769	6.214
03 Jun 2020 - 03 Jun 2020	TSRCAP	Urusharta Jamaah Sdn. Bhd. [SSH]	-500	11,057	6.34
02 Jun 2020 - 02 Jun 2020	TSRCAP	Urusharta Jamaah Sdn. Bhd. [SSH]	-57	11,557	6.62
01 Jun 2020 - 01 Jun 2020	TSRCAP	Urusharta Jamaah Sdn. Bhd. [SSH]	-1,037	11,614	6.66
11 Jun 2020 - 11 Jun 2020	UCHITEC	Kumpulan Wang Persaraan (diperbadankan) [SSH]	-23	22,675	5.049
09 Jun 2020 - 09 Jun 2020	UCHITEC	Kumpulan Wang Persaraan (diperbadankan) [SSH]	288	22,708	5.057
09 Jun 2020 - 09 Jun 2020	UCHITEC	Kumpulan Wang Persaraan (diperbadankan) [SSH]	-10	22,698	5.054
05 Jun 2020 - 05 Jun 2020	UCHITEC	Kumpulan Wang Persaraan (diperbadankan) [SSH]	-88		
09 Jun 2020 - 09 Jun 2020	UEMS	Urusharta Jamaah Sdn Bhd [SSH]	-5,500	319,500	7.041
04 Jun 2020 - 04 Jun 2020	UEMS	Urusharta Jamaah Sdn Bhd [SSH]	-10,728	325,000	7.163
10 Jun 2020 - 10 Jun 2020	UMW	Amanahraya Trustees Berhad-amanah Saham Bumiputera [SSH]	3,500	491,726	42.089
09 Jun 2020 - 09 Jun 2020	UMW	Employees Provident Fund Board [SSH]	-7,745	148,596	12.719
09 Jun 2020 - 09 Jun 2020	UMW	Amanahraya Trustees Berhad-amanah Saham Bumiputera [SSH]	2,564	488,226	41.79
05 Jun 2020 - 05 Jun 2020	UMW	Employees Provident Fund Board [SSH]	-2,720	156,341	13.382
09 Jun 2020 - 09 Jun 2020	UMW	Kumpulan Wang Persaraan (diperbadankan) (kwap) [SSH]	-52	85,468	7.316
05 Jun 2020 - 05 Jun 2020	UMW	Amanahraya Trustees Berhad-amanah Saham Bumiputera [SSH]	5,000	485,663	41.57
04 Jun 2020 - 04 Jun 2020	UMW	Employees Provident Fund Board [SSH]	-835	159,061	13.615
05 Jun 2020 - 05 Jun 2020	UMW	Kumpulan Wang Persaraan (diperbadankan) (kwap) [SSH]	-1,224	85,520	7.32
03 Jun 2020 - 03 Jun 2020	UMW	Employees Provident Fund Board [SSH]	-836	159,896	13.686
09 Jun 2020 - 09 Jun 2020	UOADEV	Employees Provident Fund Board ("epf Board") [SSH]	882	187,380	9.525
05 Jun 2020 - 05 Jun 2020	UOADEV	Employees Provident Fund Board ("epf Board") [SSH]	819	186,498	9.481
04 Jun 2020 - 04 Jun 2020	UOADEV	Employees Provident Fund Board ("epf Board") [SSH]	171	185,679	9.439
03 Jun 2020 - 03 Jun 2020	UOADEV	Employees Provident Fund Board ("epf Board") [SSH]	683	185,508	9.43
09 Jun 2020 - 09 Jun 2020	UTDPLT	Employees Provident Fund Board [SSH]	-4	51,908	12.514
04 Jun 2020 - 04 Jun 2020	UTDPLT	Employees Provident Fund Board [SSH]	-517	51,912	12.515
05 Jun 2020 - 05 Jun 2020	UWC	Fng Meow Cheng [DIR/CEO]	-10	370	0.067
09 Jun 2020 - 09 Jun 2020	UZMA	Brahmal Vasudevan [SSH]	500	17,000	5.312
11 Jun 2020 - 11 Jun 2020	VITROX	Kiew Kwong Sen [DIR/CEO]	-500	6,684	1.419
09 Jun 2020 - 09 Jun 2020	VIZIONE	Ng Aun Hooi [SSH]	-400	122,632	19.882
09 Jun 2020 - 09 Jun 2020	VIZIONE	Ng Aun Hooi [DIR/CEO]	-400	122,632	19.882
11 Jun 2020 - 11 Jun 2020	VS	Kumpulan Wang Persaraan [SSH]	-2,029	219,119	11.817
10 Jun 2020 - 10 Jun 2020	VS	Kumpulan Wang Persaraan [SSH]	-120	221,147	11.926

Notice Date (9 June - 12 June 2020)

Effective Change Date	Stock Name	Buyer/ Seller Name [Classification]	Bought / (Sold) ['000]		
			Total	Total	% Held
04 Jun 2020 - 04 Jun 2020	WPRTS	Employees Provident Fund Board [SSH]	264	214,178	6.281
05 Jun 2020 - 05 Jun 2020	WPRTS	Kumpulan Wang Persaraan (diperbadankan) [SSH]	571	176,937	5.189
03 Jun 2020 - 03 Jun 2020	WPRTS	Employees Provident Fund Board [SSH]	261	213,915	6.273
11 Jun 2020 - 11 Jun 2020	WTK	Patrick Wong Haw Yeong [DIR/CEO]	300	3,755	0.791
10 Jun 2020 - 11 Jun 2020	WZSATU	Mohamad Norza Bin Zakaria [SSH]	1,404	70,243	13.728
10 Jun 2020 - 11 Jun 2020	WZSATU	Mohamad Norza Bin Zakaria [DIR/CEO]	1,404	70,243	13.728
10 Jun 2020 - 11 Jun 2020	WZSATU	Ikhlas Bin Kamarudin [SSH]	1,404	70,243	13.728
10 Jun 2020 - 11 Jun 2020	WZSATU	Citaglobal Energy Resources Sdn. Bhd. [SSH]	1,404	70,243	13.728
10 Jun 2020 - 11 Jun 2020	WZSATU	Citaglobal Sdn. Bhd. [SSH]	1,404	70,243	13.728
10 Jun 2020 - 11 Jun 2020	WZSATU	Citaglobal Sdn. Bhd. [SSH]	1,404	70,243	13.728
12 Jun 2020 - 12 Jun 2020	XINGHE	Ng Min Lin [SSH]	1,180	34,174	5.586
12 Jun 2020 - 12 Jun 2020	XINGHE	Ng Min Lin [DIR/CEO]	1,180	34,174	5.586
09 Jun 2020 - 09 Jun 2020	XINGHE	Ng Min Lin [DIR/CEO]	1,179	32,994	5.393
09 Jun 2020 - 09 Jun 2020	XINGHE	Ng Min Lin [SSH]	1,179	32,994	0.193
10 Jun 2020 - 11 Jun 2020	YEELIE	Tan Keng Soon [SSH]	519	64,269	33.542
04 Jun 2020 - 11 Jun 2020	YEELIE	Langit Makmur Sdn Bhd [SSH]	139	64,269	33.542
04 Jun 2020 - 11 Jun 2020	YEELIE	Yong Ming Chong [SSH]	519	64,269	33.542
04 Jun 2020 - 11 Jun 2020	YEELIE	Dape Ltd [SSH]	519	64,269	33.542
04 Jun 2020 - 11 Jun 2020	YEELIE	Dymon Asia Capital Ltd [SSH]	519	64,269	33.542
04 Jun 2020 - 11 Jun 2020	YEELIE	Dymon Asia Private Equity (s.e. Asia) II Ltd [SSH]	519	64,269	33.542
04 Jun 2020 - 11 Jun 2020	YEELIE	Diamond Gp Holdings II Ltd [SSH]	519	64,269	33.542
04 Jun 2020 - 11 Jun 2020	YEELIE	Layar Tenang Ltd [SSH]	519	64,269	33.542
09 Jun 2020 - 09 Jun 2020	YEELIE	Tan Keng Soon [SSH]	380	64,129	33.47
08 Jun 2020 - 08 Jun 2020	YEELIE	Tan Keng Soon [SSH]	64,021	64,021	33.413
05 Jun 2020 - 09 Jun 2020	YEELIE	Langit Makmur Sdn Bhd [SSH]	380	64,129	33.47
05 Jun 2020 - 09 Jun 2020	YEELIE	Yong Ming Chong [SSH]	380	64,129	33.47
05 Jun 2020 - 09 Jun 2020	YEELIE	Dymon Asia Capital Ltd [SSH]	380	64,129	33.47
05 Jun 2020 - 09 Jun 2020	YEELIE	Dape Ltd [SSH]	380	64,129	33.47
05 Jun 2020 - 09 Jun 2020	YEELIE	Dymon Asia Private Equity (s.e. Asia) II Ltd [SSH]	380	64,129	33.47
05 Jun 2020 - 09 Jun 2020	YEELIE	Diamond Gp Holdings II Ltd [SSH]	380	64,129	33.47
05 Jun 2020 - 09 Jun 2020	YEELIE	Layar Tenang Ltd [SSH]	380	64,129	33.47
09 Jun 2020 - 09 Jun 2020	YILAI	Urusharta Jamaah Sdn. Bhd. [SSH]	-2,001	11,074	7.633
05 Jun 2020 - 05 Jun 2020	YILAI	Urusharta Jamaah Sdn. Bhd. [SSH]	-414	13,075	9.012
04 Jun 2020 - 04 Jun 2020	YILAI	Urusharta Jamaah Sdn. Bhd. [SSH]	-60	13,489	9.298
03 Jun 2020 - 03 Jun 2020	YILAI	Urusharta Jamaah Sdn. Bhd. [SSH]	-87	13,550	9.339
11 Jun 2020 - 11 Jun 2020	YINSON	Kumpulan Wang Persaraan (diperbadankan) [SSH]	-201	110,246	10.345
09 Jun 2020 - 09 Jun 2020	YINSON	Employees Provident Fund Board [SSH]	-2,322	175,167	16.444
10 Jun 2020 - 10 Jun 2020	YINSON	Kumpulan Wang Persaraan (diperbadankan) [SSH]	-872	110,447	10.364
05 Jun 2020 - 05 Jun 2020	YINSON	Employees Provident Fund Board [SSH]	-2,684	177,490	16.662
09 Jun 2020 - 09 Jun 2020	YINSON	Lim Han Weng [SSH]	433	243,363	22.847
09 Jun 2020 - 09 Jun 2020	YINSON	Lim Han Weng [DIR/CEO]	433	243,363	22.847
09 Jun 2020 - 09 Jun 2020	YINSON	Bah Kim Lian [SSH]	433	220,258	20.677
09 Jun 2020 - 09 Jun 2020	YINSON	Bah Kim Lian [DIR/CEO]	433	220,258	20.677
09 Jun 2020 - 09 Jun 2020	YINSON	Kumpulan Wang Persaraan (diperbadankan) [SSH]	419	111,320	10.451
04 Jun 2020 - 04 Jun 2020	YINSON	Employees Provident Fund Board [SSH]	-334	180,174	16.914
05 Jun 2020 - 05 Jun 2020	YINSON	Kumpulan Wang Persaraan (diperbadankan) [SSH]	88	110,900	10.411
03 Jun 2020 - 03 Jun 2020	YINSON	Employees Provident Fund Board [SSH]	-1,540	180,507	16.945
09 Jun 2020 - 09 Jun 2020	YTLPOWR	Employees Provident Fund Board [SSH]	7,000	410,120	5.343
11 Jun 2020 - 11 Jun 2020	ZHULIAN	Oon Hock Chye [DIR/CEO]	10	10	0.002

Disclaimer: The Information in Insider Trades is extracted from www.shareinvestor.com/fundamental/insider_trades. The information on this page is provided as a service to readers. It does not constitute financial advice and/or any investment recommendations. We assume no liability for damages resulting from or arising out of the use of such information. Whilst every effort is made to ensure accuracy, the information presented is not the official record of shareholder filings. Readers are advised to read the original filings on the Bursa Malaysia website at www.bursamalaysia.com

NEW

SHAREINVESTOR
WEBPRO

C² CHART

PLAY

C² Chart is WebPro's new feature-packed technical analysis tool for the modern stock investor

Over 100 Indicators

Select your preferred indicators to best suit your technical strategies

Drawing Tools

Multiple drawing tools to easily identify chart patterns

Events Indicators

Key events can be pinned onto your charts for a better overview

Compare Tool

Conveniently compare multiple stock prices at the same time

Historical Data

Extract price data from over 30 years

Over 10 Chart Styles

Various charts to suit your preferred style

No App Needed

Access your charts from any computer or mobile

Easy Zoom

Intuitive zooming function on charts

Long Companies

Definition

Top 8 stocks with Technical Analysis plus Pattern Matching by 60 pre-defined indicators by the system showing a higher probability of bullish sentiment on the share price.



ShareInvestor WebPro > Screener > Predefined TA Screens > select market BURSA > Most Long Signals > click Scan Results or mouse over each company > Charts > click Interactive Charts for Price & Volume Distribution

BRITE-TECH BERHAD (0011)

BTECH

Price updated at 18 Jun 2020 16:59

Last: 0.305	Change: -0.050	Volume: 148,918
	Change (%): -14.08	Range: 0.300 - 0.340

TA Scanner Results based on historical data up to 18 Jun 2020

Condition	Signal	Explanation
Bollinger Band: Bullish Long Term Volatility Breakout and Trending	Long	1. Close price above upper bollinger band(33,1). 2. Volume above average volume(50). 3. Average volume(50) is above 300,000.
Bollinger Band: Bullish Short Term Volatility Breakout and Trending	Long	1. Close price above upper bollinger band(33,1). 2. Volume above average volume(10). 3. Average volume(10) is above 300,000.
Bollinger Band: High Above Upper Bollinger Band	Neutral	1. High above upper bollinger band(20,2). 2. Average volume(5) is above 100,000.
Donchian Channels: High Above Upper Donchian Channels	Long	High crossed above the upper Donchian Channel(14,4)
MACD: Bullish MACD Crossover	Long	1. MACD(12,26) diff line crossed above the MACD(12,26) signal line. 2. MACD Histogram(12,26) is above 0.
Price: New 52 Week High	Long	1. Stock reach a new 52 week high. 2. Average volume(30) is above 50000.
Volume: Volume Spike	Long	1. Volume is more than 500% above average volume(10). 2. Volume above 200000. 3. Close price above 0.10.
Williams %R: Bearish Williams %R	Short	1. Williams %R(26) between 0 and -20. 2. Average volume(5) is above 100,000.

YBS INTERNATIONAL BERHAD (0025)

YBS

Price updated at 18 Jun 2020 16:39

Last: 0.135	Change: -0.005	Volume: 1,722
	Change (%): -3.57	Range: 0.130 - 0.135

TA Scanner Results based on historical data up to 18 Jun 2020

Condition	Signal	Explanation
Bollinger Band: Bullish Long Term Volatility Breakout and Trending	Long	1. Close price above upper bollinger band(33,1). 2. Volume above average volume(50). 3. Average volume(50) is above 300,000.
Bollinger Band: Bullish Short Term Volatility Breakout and Trending	Long	1. Close price above upper bollinger band(33,1). 2. Volume above average volume(10). 3. Average volume(10) is above 300,000.
Bollinger Band: High Above Upper Bollinger Band	Neutral	1. High above upper bollinger band(20,2). 2. Average volume(5) is above 100,000.
Chaikin Volatility: Increasing Chaikin Volatility	Neutral	Chaikin Volatility(10,10) has been increasing for 5 days.
DM: Bullish Directional Movement	Long	-DI(14) crossed below +DI(14)
Donchian Channels: High Above Upper Donchian Channels	Long	High crossed above the upper Donchian Channel(14,4).
MACD: Bullish MACD Crossover	Long	1. MACD(12,26) diff line crossed above the MACD(12,26) signal line. 2. MACD Histogram(12,26) is above 0.
Williams %R: Bearish Williams %R	Short	1. Williams %R(26) between 0 and -20. 2. Average volume(5) is above 100,000.

Disclaimer: The information on this page is provided as a service to readers. It does not constitute financial advice and/or any investment recommendations. Past performance is not indicative of future results. We assume no liability for damages resulting from or arising out of the use of such information. It would be best if you did your own research to make your personal investment decisions wisely or consult a licenced investment advisor.

LEWEKO RESOURCES BERHAD (8745)

LEWEKO

Price updated at 18 Jun 2020 16:50

Last: 0.160	Change: -	Volume: 17,803
	Change (%): -	Range: 0.155 - 0.170

TA Scanner Results based on historical data up to 18 Jun 2020

Condition	Signal	Explanation
Bollinger Band: Bullish Long Term Volatility Breakout and Trending	Long	1. Close price above upper bollinger band(33,1). 2. Volume above average volume(50). 3. Average volume(50) is above 300,000.
Bollinger Band: Bullish Short Term Volatility Breakout and Trending	Long	1. Close price above upper bollinger band(33,1). 2. Volume above average volume(10). 3. Average volume(10) is above 300,000.
Bollinger Band: High Above Upper Bollinger Band	Neutral	1. High above upper bollinger band(20,2). 2. Average volume(5) is above 100,000.
Donchian Channels: High Above Upper Donchian Channels	Long	High crossed above the upper Donchian Channel(14,4).
MA: Short Term Bullish Moving Average Crossover	Long	MA(10) crossed above MA(15) within the last 1 day.
MACD: Bullish MACD Crossover	Long	1. MACD(12,26) diff line crossed above the MACD(12,26) signal line. 2. MACD Histogram(12,26) is above 0.

GENTING BERHAD (3182)

GENTING

Price updated at 18 Jun 2020 16:59

Last: 4.460	Change: -0.040	Volume: 250,509
	Change (%): -0.89	Range: 4.420 - 4.750

TA Scanner Results based on historical data up to 18 Jun 2020

Condition	Signal	Explanation
Bollinger Band: Bullish Long Term Volatility Breakout and Trending	Long	1. Close price above upper bollinger band(33,1). 2. Volume above average volume(50). 3. Average volume(50) is above 300,000.
Bollinger Band: Bullish Short Term Volatility Breakout and Trending	Long	1. Close price above upper bollinger band(33,1). 2. Volume above average volume(10). 3. Average volume(10) is above 300,000.
MACD: Bullish MACD Crossover	Long	1. MACD(12,26) diff line crossed above the MACD(12,26) signal line. 2. MACD Histogram(12,26) is above 0.
Volume: 10 Days large value Buy Up trade	Long	1. 150K value Buy Up greater than Sell Down by 20% for 10 days. 2. 50K-100K value Buy Up greater than Sell Down by 20% for 10 days. 3. Average volume(10) is above 1000000.
Volume: 5 Days large value Buy Up trade	Long	1. 150K value Buy Up greater than Sell Down by 20% for 5 days. 2. 50K-100K value Buy Up greater than Sell Down by 20% for 5 days. 3. Average volume(10) is above 1000000.
Volume: Consecutive Days Of Increasing Average Volume	Long	1. Average Volume(20) has been increasing over the last 2 weeks. 2. Average volume(20) is above 100000.

MQ TECHNOLOGY BERHAD (0070)

MQTECH

Price updated at 18 Jun 2020 17:00

Last: 0.040	Change: -	Volume: 1,929,260
	Change (%): -	Range: 0.035 - 0.050

TA Scanner Results based on historical data up to 18 Jun 2020

Condition	Signal	Explanation
Bollinger Band: Bullish Long Term Volatility Breakout and Trending	Long	1. Close price above upper bollinger band(33,1). 2. Volume above average volume(50). 3. Average volume(50) is above 300,000.
Bollinger Band: Bullish Short Term Volatility Breakout and Trending	Long	1. Close price above upper bollinger band(33,1). 2. Volume above average volume(10). 3. Average volume(10) is above 300,000.
Bollinger Band: High Above Upper Bollinger Band	Neutral	1. High above upper bollinger band(20,2). 2. Average volume(5) is above 100,000.
Donchian Channels: High Above Upper Donchian Channels	Long	High crossed above the upper Donchian Channel(14,4).
MACD: Bullish MACD Crossover	Long	1. MACD(12,26) diff line crossed above the MACD(12,26) signal line. 2. MACD Histogram(12,26) is above 0.
Price: New 52 Week High	Long	1. Stock reach a new 52 week high. 2. Average volume(30) is above 50000.

MINDA GLOBAL BERHAD (5166)

MINDA

Price updated at 18 Jun 2020 16:52

Last: 0.045	Change: -0.005	Volume: 11,887
	Change (%): -10.00	Range: 0.045 - 0.050

TA Scanner Results based on historical data up to 18 Jun 2020

Condition	Signal	Explanation
Bollinger Band: Bullish Long Term Volatility Breakout and Trending	Long	1. Close price above upper bollinger band(33,1). 2. Volume above average volume(50). 3. Average volume(50) is above 300,000.
Bollinger Band: Bullish Lower Bollinger Band Support	Long	1. Low 1 day ago below lower bollinger band(20,2). 2. Close above close 1 day ago. 3. Average volume(5) is above 100,000.
Bollinger Band: Bullish Short Term Volatility Breakout and Trending	Long	1. Close price above upper bollinger band(33,1). 2. Volume above average volume(10). 3. Average volume(10) is above 300,000.
Bollinger Band: High Above Upper Bollinger Band	Neutral	1. High above upper bollinger band(20,2). 2. Average volume(5) is above 100,000.
DM: Bullish Directional Movement	Long	-DI(14) crossed below +DI(14)
Donchian Channels: High Above Upper Donchian Channels	Long	High crossed above the upper Donchian Channel(14,4).

SUPERCOMNET TECHNOLOGIES BERHAD (0001)

SCOMNET

Price updated at 18 Jun 2020 16:55

Last: 1.260	Change: -0.070	Volume: 134,954
	Change (%): -5.26	Range: 1.220 - 1.410

TA Scanner Results based on historical data up to 18 Jun 2020

Condition	Signal	Explanation
Bollinger Band: High Above Upper Bollinger Band	Neutral	1. High above upper bollinger band(20,2). 2. Average volume(5) is above 100,000.
Donchian Channels: High Above Upper Donchian Channels	Long	High crossed above the upper Donchian Channel(14,4).
MACD: Bullish MACD Crossover	Long	1. MACD(12,26) diff line crossed above the MACD(12,26) signal line. 2. MACD Histogram(12,26) is above 0.
Parabolic SAR: Bearish Parabolic SAR Reversal	Neutral	1. Parabolic SAR 1 day ago above close price 1 day ago for the last 5 days. 2. Parabolic SAR below close price.
Price: New 52 Week High	Long	1. Stock reach a new 52 week high. 2. Average volume(30) is above 50000.
Volume: 5 Days large value Buy Up trade	Long	1. 150K value Buy Up greater than Sell Down by 20% for 5 days. 2. 50K-100K value Buy Up greater than Sell Down by 20% for 5 days. 3. Average volume(10) is above 1000000.
Volume: Volume Spike	Long	1. Volume is more than 500% above average volume(10). 2. Volume above 200000. 3. Close price above 0.10.

ONLY WORLD GROUP HOLDINGS BERHAD (5260)

OWG

Price updated at 18 Jun 2020 17:00

Last: 0.400	Change: -0.015	Volume: 87,943
	Change (%): -3.61	Range: 0.390 - 0.440

TA Scanner Results based on historical data up to 18 Jun 2020

Condition	Signal	Explanation
Bollinger Band: Bullish Long Term Volatility Breakout and Trending	Long	1. Close price above upper bollinger band(33,1). 2. Volume above average volume(50). 3. Average volume(50) is above 300,000.
Bollinger Band: Bullish Short Term Volatility Breakout and Trending	Long	1. Close price above upper bollinger band(33,1). 2. Volume above average volume(10). 3. Average volume(10) is above 300,000.
Bollinger Band: High Above Upper Bollinger Band	Neutral	1. High above upper bollinger band(20,2). 2. Average volume(5) is above 100,000.
Donchian Channels: High Above Upper Donchian Channels	Long	High crossed above the upper Donchian Channel(14,4).
MA: Long Term Bullish Moving Average Crossover	Long	MA(50) crossed above MA(200) within the last 1 day.
MA: Short Term Bullish Moving Average Crossover	Long	MA(10) crossed above MA(15) within the last 1 day.
Parabolic SAR: Bearish Parabolic SAR Reversal	Neutral	1. Parabolic SAR 1 day ago above close price 1 day ago for the last 5 days. 2. Parabolic SAR below close price.
Price: New 52 Week High	Long	1. Stock reach a new 52 week high. 2. Average volume(30) is above 50000.

SHAREINVESTOR

Invest with Knowledge

SI PORTAL.COM SDN BHD (526564-M)
Unit No. DF2-07-03A, Level 7, Persoft Tower, 6B Persiaran Tropicana,
47410 Petaling Jaya, Selangor Darul Ehsa

T (60) 3 7803 1791
F (60) 3 7803 1792
www.shareinvestor.com/my

BURSA STATION

- Malaysian Equities or Derivatives Market
- Financial Results
- Intraday Data
- Intraday Market Ticker
- Market Scanner
- Power Frame
- Dynamic Chart
- Bursa News

SHAREINVESTOR STATION

- 7 Global Equities Markets
- Malaysian Derivatives Market
- Financial Results
- Intraday Data
- Intraday Market Ticker
- Market Scanner
- Power Frame
- Dynamic Chart
- Bursa News
- Bursa News
- News & Stock Alert
- Real Time News
- Fundamental Analysis
- Consensus Estimates
- Market Screener
- Top 20 Shareholders
- Intrinsic Value Calculator

SHAREINVESTOR WEBPRO

- 7 Global Equities Markets
- News & Stock Alert
- Real Time News
- Fundamental Analysis
- Consensus Estimates
- Market Screener
- Top 20 Shareholders
- Intrinsic Value Calculator



Ekovest Berhad

Ekovest Berhad (**EKOVEST**) today announced its financial results for the third quarter ended 31 March 2020. During the quarter under review, the Group registered a 7.96% increase in revenue to RM10.75 million compared to revenue of RM9.96 million recorded in the corresponding quarter a year ago.



Hock Seng Lee Berhad

Hock Seng Lee Berhad (**HSL**) posted a decline in profits during the first quarter of this year, which was the start of the Covid-19 pandemic. Pretax profit for the months that ended March 31, 2020, is RM10.13 million from the revenues of RM112.14 million. The construction segment contributed RM101.25 million or 90% while property developments delivered RM11.15 million.

The preceding year's corresponding quarter pretax profit was RM18.76 million and revenue was RM146.72 million.



HengYuan Refining Company Berhad

HengYuan Refining Company Berhad (**HENGYUAN**) announces its unaudited financial results for the first quarter ended 31 March 2020. It posted a decline in profits during the first quarter of this year.

Unaudited profit for the period ended 31 March 2020 is RM -12.3 million and revenue is RM254.9 million. The preceding year's corresponding quarter unaudited profit was RM40.69 million and revenue was RM295.9 million.



VSTECS Berhad

VSTECS Berhad (**VSTECS**) announced its unaudited financial results for the first quarter ended 31 March 2020. Pretax profit for the months that ended March 31, 2020 is RM8.78 million from the revenues of RM372.67 million. The preceding year's corresponding quarter pretax profit was RM6.13 million and revenue was RM378.83 million.



Heineken Malaysia Berhad

The Board of Directors of Heineken Malaysia Berhad (**HEIM**) hereby announces that following engagement with Customs for an amicable resolution, Customs has revised the excise duty claimed under the Bills of Demand to RM7,213,276.72 after reviewing the elements of the valuation method and that the Company has settled the payment on 11 June 2020. The financial impact arising from this settlement represents approximately 2.3% and 1.8% of the net earnings and net assets of the Group respectively, based on the audited consolidated financial statements of the Group for the financial year ended 31 December 2019.



PRESTARIANG™

Prestariang Berhad

On behalf of the Board of Directors of Prestariang Berhad (**PRESBHD**), M&A Securities Sdn Bhd is pleased to announce that the Company has fixed issue price of the Placement Shares at RM0.296 per Placement Share to be issued pursuant to the Proposed Private Placement.

The aforementioned issue price of RM0.296 per Placement Share represents a discount of approximately RM0.0326 or 9.92% from the five (5)-day weighted average market price of Prestariang from 5 June 2020 to 12 June 2020 of approximately RM0.3286 per Placement Share.



McClean Technologies Berhad

McClean Technologies Berhad (**MCLEAN**) today announced its financial results for the first quarter ended 31 March 2020. During the quarter under review, the Group's revenue increased to RM13.71 million compared to revenue of RM13.5 million recorded in the corresponding quarter a year ago.



Building Today Creating Tomorrow

Sunsuria Berhad

Sunsuria Berhad (**SUNSURIA**) announced that the Company has on 17 June 2020 entered into a Shares Subscription and Shareholders' Agreement with Dr Tan Bo Ren and BRS Medicare Ventures Sdn Bhd to acquire interest by way of subscription of shares in BRS, the identified joint venture vehicle, and to regulate their relationship as shareholders in BRS which shall carry out integrated health care business.

The Global Stock Market has hit the RESET button recently.
Are you ready to take action?
GLOBAL INVESTING
in the post-COVID WORLD Online Seminar

Register Now

Kathlyn Toh
Professional Investor & Trader
in the U.S stock market

Over 5 trading days



ShareInvestor WebPro (www.shareinvestor.com/my)

1. Price > Stock Prices
2. Select Market: NASDAQ / NYSE / IDX / SET / HKEX / SGX (One bourse at a time)
3. select Stocks Tab
4. select Ranking Top Gainers or Top Losers (Over 5 Trading Days)
5. Mouse over Column Layout > select Edit Customs > select Name > select Last Done Price > select 5 Days Change > select 52 Weeks High > select 52 Weeks Low > Mouse Over Column Layout > select Custom

NASDAQ (USD)

Top Gainers				
Name	Last Done	Change Over 5 Days	52 Weeks High	52 Weeks Low
AMAZON COM INC	2,653.980	+108.960	2,722.350	1,626.032
MERCADOLIBRE INC	926.020	+71.020	964.840	422.220
ROYALTY PHARMA PLC	50.900	+50.230	46.270	42.000
QUIDEL CORP	208.040	+49.670	210.810	52.490
THE TRADE DESK INC	394.390	+46.850	379.520	136.000

Top Losers				
Name	Last Done	Change Over 5 Days	52 Weeks High	52 Weeks Low
WINS FIN HLDGS INC	29.000	-21.000	64.350	5.510
BIOGEN INC	260.300	-18.970	374.990	215.775
STRATEGIC EDUCATION INC	148.515	-16.095	189.790	108.900
IMARA INC	39.970	-14.900	62.710	13.400
ROYAL GOLD INC	112.340	-9.850	139.630	59.780

NYSE (USD)

Top Gainers				
Name	Last Done	Change Over 5 Days	52 Weeks High	52 Weeks Low
BERKSHIRE HATHAWAY INC	273,000.000	+1485.000	347,400.000	239,440.000
NVR INC	3,360.970	+262.340	4,071.130	2,043.010
SHOPIFY INC	863.560	+138.440	844.000	281.690
CABLE ONE INC	1,825.800	+100.120	2,044.410	1,031.390
SPOTIFY TECHNOLOGY S.A.	225.280	+46.600	199.990	109.180

Top Losers				
Name	Last Done	Change Over 5 Days	52 Weeks High	52 Weeks Low
TELEDYNE TECHNOLOGIES INC	327.810	-14.010	398.990	195.340
GRAHAM HOLDINGS CO	334.120	-11.180	756.260	267.890
MOOG INC	60.102	-10.648	95.950	33.580
TYLER TECHNOLOGIES INC	342.550	-9.350	382.920	210.800
L3 HARRIS TECHNOLOGIES INC	188.250	-8.260	230.990	142.010

IDX (Rupiah)

Top Gainers				
Name	Last Done	Change Over 5 Days	52 Weeks High	52 Weeks Low
DIAN SWASTATIKA SENTOSA TBK	21,875.000	+2925.000	21,975.000	12,150.000
SINARMAS MULTIARTHA TBK.	16,150.000	+2150.000	16,150.000	7,400.000
UNITED TRACTORS TBK.	17,650.000	+1200.000	28,900.000	12,000.000
ASURANSI JIWA SINARMAS MSIG TBK.	6,100.000	+1100.000	6,475.000	4,200.000
SOLUSI TUNAS PRATAMA TBK.	4,850.000	+950.000	6,800.000	1,270.000

Top Losers				
Name	Last Done	Change Over 5 Days	52 Weeks High	52 Weeks Low
POLLUX PROPERTI INDONESIA TBK.	6,325.000	-600.000	11,750.000	1,095.000
INDOCEMENT TUNGGAL PRAKARSA TBK.	11,650.000	-575.000	22,875.000	8,650.000
TIGARAKSA SATRIA TBK.	5,500.000	-500.000	7,450.000	3,200.000
BANK CENTRAL ASIA TBK.	27,925.000	-475.000	35,300.000	21,625.000
MULTIPOLAR TECHNOLOGY TBK.	825.000	-350.000	1,450.000	276.000

SET (Thai Baht)

Top Gainers				
Name	Last Done	Change Over 5 Days	52 Weeks High	52 Weeks Low
OHTL	440.000	+59.000	484.000	350.000
GYT	223.000	+10.000	408.000	185.000
TTT	55.000	+8.500	119.000	36.000
YCI	13.200	+8.267	13.200	0.414
TQM	115.500	+7.500	118.000	35.750

Top Losers				
Name	Last Done	Change Over 5 Days	52 Weeks High	52 Weeks Low
AEONTS	123.000	-16.000	238.000	88.000
KBANK	97.750	-14.250	194.000	79.000
BBL	116.500	-8.000	204.000	88.000
SCB	78.500	-8.000	146.500	58.000
EGCO	261.000	-7.000	396.000	161.000

HKEX (HKD)

Top Gainers				
Name	Last Done	Change Over 5 Days	52 Weeks High	52 Weeks Low
ASCENTAGE-B	46.950	+17.450	53.600	19.800
TENCENT	458.000	+17.000	458.000	312.200
PA GOODDOCTOR	113.800	+11.100	123.300	28.550
HENLIUS-B	52.000	+9.250	55.350	29.800
MEITUAN-W	172.500	+7.500	175.900	59.150

Top Losers				
Name	Last Done	Change Over 5 Days	52 Weeks High	52 Weeks Low
RENHUI HR	31.100	-6.600	55.200	25.800
MANULIFE-S	106.300	-4.000	164.800	88.000
SHENZHOU INTL	95.300	-3.100	118.900	72.350
CMRU	0.395	-2.605	4.090	0.220
MINH GROUP	20.500	-2.300	31.300	15.380

SGX (SGD)

Top Gainers				
Name	Last Done	Change Over 5 Days	52 Weeks High	52 Weeks Low
JMH USD	44.560	+0.970	65.380	39.660
VENTURE	16.160	+0.760	17.390	12.520
PERENNIAL HLDGS	0.945	+0.255	0.950	0.275
ZHENENG JINJIANG	0.540	+0.155	0.665	0.510
HPL	3.200	+0.140	3.803	2.618

Top Losers				
Name	Last Done	Change Over 5 Days	52 Weeks High	52 Weeks Low
UOB	20.940	-1.398	26.777	17.125
DBS	21.520	-0.630	27.040	16.650
JARDINE C&C	21.240	-0.570	37.500	16.580
TOP GLOVE	5.050	-0.510	6.790	1.400
GREAT EASTERN	20.040	-0.390	26.090	16.400